



**marta**  | Fiscal Year 2013 **MARTOC REPORT**

August 31, 2013

The Honorable Mike Jacobs  
Chair, Metropolitan Atlanta Rapid Transit Overview Committee  
614 Coverdell Legislative Office Building  
18 Capitol Square  
Atlanta, GA 303034

Dear Representative Jacobs:

MARTA is pleased to present our Annual Report to the Metropolitan Atlanta Rapid Transit Overview Committee (MARTOC), which has been prepared in accordance with the requirements established by Section 14A and 17G of the MARTA Act. This report contains information pertaining to the 2013 Fiscal Year, which covers the period from July 1, 2012 to June 30, 2013.

We have modified some of the report sections this year in accordance with the committee's wishes, based on discussions with Rep. Lynne Riley and others. In addition to the traditional sections containing financial statements, board fees, board and employee travel, and employee salaries, we have reformatted the section containing expenses of \$20,000 or more so that it is more understandable. This section identifies contract terms, funding sources and the amount actually expended through June 30, 2013. In the section listing employee salaries there is also a breakdown of those items contained within the total compensation amount.

Fiscal Year 2013 was a period of transition for MARTA, as the Board welcomed new staff leadership. While MARTA maintained its service levels and imposed no fare increase, the Authority continued to face an uncertain financial future. For the sixth consecutive year, there were no annual salary increases for employees and employees' medical contributions were raised. However, the results of a top-to-bottom KPMG organizational review provided a road map to a brighter future for MARTA, incorporating recommendations for cost savings in 12 functional areas. MARTA is actively working to implement many of the recommendations of this transformation initiative, which is on track to see the Authority adding to its cash reserves after less than four years. The recently adopted FY 2014 budget contains no fare increases for our customers, and plans are in place to increase service levels on both bus and rail in the coming months.

Despite the setback of the July 2012 transportation referendum, MARTA continued to work closely with its local, regional, and State partners to move transportation mobility forward. The Authority remains steadfast in its pledge to continue to be the region's premier transit provider, and we are committed to serving as a willing partner as the State and region resume discussions on future governance and funding.

As required by the MARTA Act, verified copies of this report will be filed with MARTOC, the presiding officers of the State Senate and State House of Representatives, and the State Auditor, as well as the governing authorities of each county and the largest municipality in the area served by MARTA. It will be properly advertised, will be available at MARTA's principal office for public inspection, and will be posted on the Authority's website.

As Chair of the Board and General Manager / Chief Executive Officer of MARTA, we verify the contents of this report to be as accurate and complete as reasonably possible and in compliance with our understanding of the requirements of the above mentioned legislation. We have made every attempt to provide comprehensive information within this document. Should any additional information or clarification be required, please do not hesitate to contact us at 404/848-5313.

Sincerely,



Frederick L. Daniels, Jr.  
Chair, Board of Directors



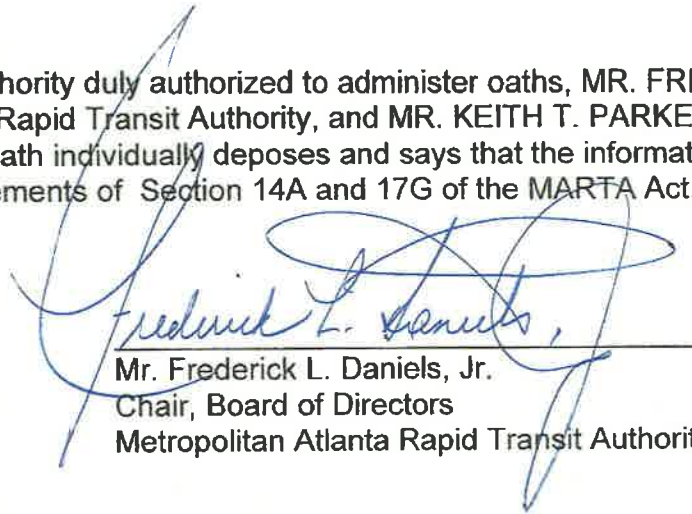
Keith T. Parker, AICP  
General Manager/CEO

cc: Members, Metropolitan Atlanta Rapid Transit Overview Committee  
Governor, State of Georgia  
Lieutenant Governor, State of Georgia  
Speaker, Georgia House of Representatives  
Auditor, State of Georgia  
Mayor, City of Atlanta  
Members, Atlanta City Council  
CEO, DeKalb County  
Members, DeKalb County Board of Commissioners  
Chair, Fulton County Board of Commissioners  
Members, Fulton County Board of Commissioners

**REPORT VERIFICATION**

Personally appeared before me, the undersigned authority duly authorized to administer oaths, MR. FREDERICK L. DANIELS, JR., Chair, Board of Directors of the Metropolitan Atlanta Rapid Transit Authority, and MR. KEITH T. PARKER, AICP, General Manager/Chief Executive Officer, each of whom on oath individually deposes and says that the information set forth in the foregoing attached statement submitted pursuant to the requirements of Section 14A and 17G of the MARTA Act, as amended, is true and correct to the best of their knowledge and belief.

As to **MR. FREDERICK L. DANIELS, JR.:**


  
\_\_\_\_\_  
Mr. Frederick L. Daniels, Jr.  
Chair, Board of Directors  
Metropolitan Atlanta Rapid Transit Authority

Sworn to and subscribed before me this  
27th day of August, 2013.


  
\_\_\_\_\_  
Notary Public



As to **Mr. Keith T. Parker, AICP:**

  
\_\_\_\_\_  
Mr. Keith T. Parker, AICP  
General Manager/CEO  
Metropolitan Atlanta Rapid Transit Authority

Sworn to and subscribed before me this  
27th day of August, 2013.

  
\_\_\_\_\_  
Notary Public

**TYRENE L. HUFF**  
NOTARY PUBLIC, FULTON COUNTY, GEORGIA  
MY COMMISSION EXPIRES APRIL 28, 2014



# **METROPOLITAN ATLANTA RAPID TRANSIT AUTHORITY**

## **FINANCIAL STATEMENTS**

### **OPERATING AND CAPITAL CONSOLIDATED FINANCIAL STATEMENT**

This report reflects a consolidated summary of the Statement of Operating Revenues and Expenses and the Statement of Capital Sources and Expenditures. This report is unaudited. Please see the following page for details on the referenced statements.

#### **STATEMENT OF OPERATING REVENUES AND EXPENSES**

This report includes all revenue and expenses that are considered operating items per the MARTA ACT. This report does not include any year-end reclassifications or adjustments that are routine to any year-end close-out. In addition, this report does not include any possible recommended adjustments from the external auditors; it is unaudited. This report is not meant to serve as MARTA's official financial statements. MARTA financial statements are prepared in accordance to Generally Accepted Accounting Principles. The referenced financial statements will be audited by and independent accounting firm and will be available in hard copy by November 15, 2013.

#### **STATEMENT OF CAPITAL SOURCES AND EXPENDITURES**

This report reflects all sources of funds available to cover capital expenditures for fiscal year 2013. It also details all capital expenditures, bond debt and related bond costs covered under the sources of funds. This report does not include any year-end reclassifications or adjustments that are routine to any year-end close-out. In addition, this report does not include any possible recommended adjustments from the external auditors; it is unaudited. This report is not meant to serve as MARTA's official financial statements. MARTA financial statements are prepared in accordance to Generally Accepted Accounting Principles. The referenced financial statements will be audited by and independent accounting firm and will be available in hard copy by November 15, 2013.

**Metropolitan Atlanta Rapid Transit Authority**  
**Operating and Capital Consolidated Financial Statement**  
**June 30, 2013**  
**(Unaudited)**

Operating Revenue	\$	404,958,000
Capital Funding		380,967,000
<b>Total Operating Revenue and Capital Funding</b>	<b>\$</b>	<b><u>785,925,000</u></b>
Operating Expenses	\$	395,941,000
Capital Expenditures		346,180,000
<b>Total Operating Expenses and Capital Expenditures</b>	<b>\$</b>	<b><u>742,121,000</u></b>

**Metropolitan Atlanta Rapid Transit Authority**  
**Statement of Operating Revenues and Expenses**  
**June 30, 2013**  
**(Unaudited)**

**Revenues:**

Operating Sales Tax	\$ 170,137,000
Passenger Revenue	138,607,000
Station Parking	2,091,000
Lease Income	9,873,000
Federal Assistance	66,325,000
Other Operating Revenue	17,925,000

**Total Operating Revenues**

\$ 404,958,000

**Expenses:**

Salaries	\$ 226,039,000
Benefits	122,882,000
Contractual Services	28,575,000
Materials & Supplies	43,607,000
Other Operating Expenses	17,930,000
Casualty & Liability	7,510,000
Other Non-Operating/ Misc	3,875,000
Inventory Adjustments	948,000
Expense Allocated to Capital Projects	(55,425,000)

**Total Operating Expenses**

\$ 395,941,000



**Metropolitan Atlanta Rapid Transit Authority  
Statement of Capital Sources and Expenditures  
June 30, 2013  
(Unaudited)**

**Capital Sources:**

FY13 Beginning Capital Balance	\$	52,624,000
Sales Tax		170,246,000
Financing Baseline Program		100,000,000
Investment & Other Income		403,000
Federal Capital Assistance		56,575,000
State Capital Grants		1,119,000

**Total Capital Sources**

**\$ 380,967,000**

**Capital Expenditures:**

Capital Programs		
Vehicles	\$	17,625,000
Facilities & Stations		45,604,000
Maintenance of Way		13,007,000
Systems		114,229,000
Non-asset		24,912,000

**Total Capital Programs**

**\$ 215,377,000**

Bond Debt and Other Bond Costs

**\$ 130,803,000**

**Total Expenditures**

**\$ 346,180,000**



**METROPOLITAN ATLANTA RAPID  
TRANSIT AUTHORITY  
INCREASES OF EXISTING BOARD  
APPROVED CONTRACTS**

There were seven increases of existing contracts during the 2013 Fiscal Year.

**METROPOLITAN ATLANTA RAPID TRANSIT AUTHORITY  
INCREASES TO EXISTING CONTRACTS  
(JULY 1, 2012 THROUGH JUNE 30, 2013)**

PAYEE	PURPOSE	JUSTIFICATION	PREVIOUS VALUE	ADJUSTMENT AMOUNT	NEW VALUE
SIEMENS TRANSPORTATION SYSTEMS, INC.	Light Rail Vehicles for the Atlanta Streetcar Project	Various contract modifications including: unanticipated costs for storage of the vehicles at the Siemen's facility, purchasing extended warranty for the vehicles, wheel profile changes, as well as additional vehicle exterior detailing.	\$18,060,000	\$750,000	\$18,810,000
KPMG	Annual Management Audits	KPMG will assist the Authority in the furtherance of the transformation roadmap and the review and implementation of the recommendation to outsource payroll and human resources functions.	\$818,773	\$392,000	\$1,210,773
Randolph & Co. Inc.	West Lake Station TCR Waterproofing and Renovations	Quantity variations were due to unforeseen site conditions.	\$415,050	\$16,500	\$431,515
Schindler Elevator Corporation	Elevator and Escalator Maintenance	Costs were increased due to a new requirement to install door restrictors on all of MARTA's elevator units.	\$26,653,284	\$276,382	\$26,929,666
Schindler Elevator Corporation	Rehabilitation of Escalators	Two additional escalator units were added for rehabilitation.	\$18,590,994	\$98,880	\$18,689,874
URS	Enivornmental Engineering Services	Costs were increased due to need for continued support of the Authority's environmental programs, utilization for the Atlanta Streetcar Project (remibursed), regulatory obligations, and in support of capital improvement projects.	\$10,000,000	\$4,000,000	\$14,000,000

**METROPOLITAN ATLANTA RAPID TRANSIT AUTHORITY  
INCREASES TO EXISTING CONTRACTS  
(JULY 1, 2012 THROUGH JUNE 30, 2013)**

PAYEE	PURPOSE	JUSTIFICATION	PREVIOUS VALUE	ADJUSTMENT AMOUNT	NEW VALUE
CARDNO ATC	Geotechnical Engineering and Construction Materials Testing Services	Increases were needed to provide services to support previously unanticipated projects.	\$3,700,000	\$800,000	\$4,500,000

Payments and Contracts  
\$20K and more

# **METROPOLITAN ATLANTA RAPID TRANSIT AUTHORITY**

## **PAYMENTS AND CONTRACTS \$20,000 OR MORE**

The report lists all entities and the total amount paid to them by MARTA during the fiscal year, with some exclusions. Employees receiving funds withheld from employees' salaries, such as the pension trustees, the Transit union are excluded along with vendors receives tax withholdings.

The report also lists all contracts entered into by MARTA including professional services to obtain information, advice, opinions, alternatives, recommendations, training or direct assistance such as studies, analyses, evaluations and procurement contracts for equipment and supplies, services and construction.

Entities who received less than \$20,000 in total for the year are also excluded from the report.

Metropolitan Atlanta Rapid Transit Authority  
 Payment And Contracts \$20,000 or More  
 For the Period July 1, 2012 to June 30 2013

NAME	PURPOSE	CONTRACT #	AWARD DATE	TERM	AWARD AMOUNT	PAYMENTS MADE VIA SMALL PURCHASES, PO OR OTHER	TOTAL CONTRACT VALUE PAID TO DATE	TOTAL PAID IN FY 13
2020 COMPANY LLC	General Consulting and Professional Services - FY 12	B22963	7/1/11	1 Year	\$300,000		\$165,495	\$27,413
2020 COMPANY LLC	General Consulting and Professional Services - FY '13	P24530	7/1/12	1 Year	\$192,075		\$114,968	\$114,968
5 STAR ENTERPRISES, INC.	General Purpose Bus Interior Cleaner					\$68,668		\$68,668
A&T MARKETING, INC.	7 Brocade Port on Demand Licenses	B23833			\$101,488		\$101,488	\$101,488
AAA COMMERCIAL GLASS LLC	Installation of Glass at Rail Stations					\$33,759		\$33,759
AAA NATIONAL USA, INC.	HQ Building Window Restoration Services	Q27683		90 Days	\$24,500		\$24,500	\$24,500
ABACUS SOLUTIONS, LLC	Information Technology Equipment	P25967		1 Year	\$348,033		\$239,949	\$239,949
ABACUS SOLUTIONS, LLC	Information Technology Equipment					\$35,089		\$35,089
AC & DC POWER TECHNOLOGIES	Equipment & Troubleshooting UPS at Stations					\$51,483		\$51,483
ACADEMY GROUP INC.	Legal Services					\$22,900		\$22,900
ACCESS SECURITY PARKING INTEGRATED SOLUTIONS, LLC	Maintenance of Parking Control Equipment					\$13,901		\$13,901
ACCESS SECURITY PARKING INTEGRATED SOLUTIONS, LLC	Maintenance of Parking Control Equipment	Q24123	11/1/11	1 Year	\$70,484		\$70,461	\$29,880
ACCESS SECURITY PARKING INTEGRATED SOLUTIONS, LLC	Maintenance of Parking Control Equipment	Q27659			\$77,360		\$44,872	\$44,872
ACKERMAN STRATFORD B. LLC	Temporary Construction Easements for Buckhead					\$45,000		\$45,000
AD GIRL CONSULTING, LLC	Advertising					\$24,103		\$24,103
ADCAP NETWORK SYSTEMS	Hardware for the Trapeze Upgrade	P25967	6/20/12	1 Year	\$567,982			\$208,615
ADCAP NETWORK SYSTEMS	Wireless Network Equipment & Maintenance Services					\$875,395		\$875,395
ADCAP NETWORK SYSTEMS	Hardware for the Trapeze Upgrade	P25686	4/9/12	1 Year	\$138,666		\$138,666	\$138,666
ADCAP NETWORK SYSTEMS	Annual Hardware and Software Maintenance for Cisco Equipment	P24529	3/26/12	1 Year	\$420,782		\$420,782	\$420,782
ADRA L. BELL C/O JACK O. MORSE, ESQ.	Legal Claim Settlement					\$36,993		\$36,993
ADVANCED DISPOSAL SERVICES	Refuse Removal Services	B22176			\$568,746		\$326,652	\$209,565
ADVANCED METAL AND WELDING	Tunnel Ventilation Fan Assessment Services	P26577	6/6/12	120 Days	\$98,750	\$975	\$98,750	\$99,725
ADVANCED STRATEGIES, INC.	Business Process Analyst Training					\$54,600		\$54,600
AERO SURVEYS OF GEORGIA, INC.	Map Books and Metropolitan Atlanta Aero Atlas					\$23,395		\$23,395
AGL RESOURCES	Operation and Maintenance of MARTA's CNG Fueling Facilities	B13366	7/1/05	10 Years	\$4,209,000		\$2,954,884	\$1,080,457
Ali, Kareem	Legal Claim Settlement					\$28,416		\$28,416
ALL (N) ONE SECURITY SERVICES, INC.	Traffic Control Devices and Services for Structural Inspection of MARTA Bridges	Q24824			\$23,850		\$23,850	\$23,850
ALLAN VIGIL FORD	Police Vehicles (13)	B25340	7/9/12		\$302,123		\$302,123	\$302,123
ALLAN VIGIL FORD	Police Department Vehicles					\$69,035		\$69,035
ALLIED ELECTRONICS	Rail Car Repair Parts					\$22,133		\$22,133
ALLSTEEL, INC.	Furniture for Integrated Operations Center					\$26,338		\$26,338
ALSTOM	Rehab of Railcars	B4113						\$720,871
ALSTOM SIGNALING, INC.	Audio Frequency Track Circuit Modules	P20169	3/1/11	2 Years	\$8,184,405		\$6,149,650	\$1,329,840
ALSTOM SIGNALING, INC.	Train Control and SCADA System Upgrade	P15120	2/1/11		\$116,987,987		\$28,835,802	\$12,607,379
ALSTOM SIGNALING, INC.	Rail Maintenance Parts					\$420,633		\$420,633
ALSTOM TRANSPORTATION	Rail Maintenance Parts					\$40,539		\$40,539
AMERICAN CARWASH	Exterior Cleaner and Train Wash Replacement					\$208,819		\$208,819
AMERICAN PUBLIC TRANSPORTATION	Membership, Learning Center and conferences					\$158,470		\$158,470
AMERICAN TOWERS, INC.	Tower Space for Communications Center					\$81,354		\$81,354
ANDERSON SAFETY, INC.	Paper Towels, Bottled Water and Various Supplies					\$459,832		\$459,832
ANGELA LOWE C/O J. FRANKLIN BURNS PC	Legal Claim Settlement					\$25,182		\$25,182
ANSALDO STS USA, INC.	Rail Maintenance Parts					\$48,717		\$48,717
ANSALDOBREDA, INC.	Rail Maintenance Parts					\$43,720		\$43,720
APOLLO VIDEO TECHNOLOGY	Vehicle Security Camera System	P23113	3/5/12	3 Years	\$16,060,451		\$10,105,801	\$8,745,540



Metropolitan Atlanta Rapid Transit Authority  
Payment And Contracts \$20,000 or More  
For the Period July 1, 2012 to June 30 2013

NAME	PURPOSE	CONTRACT #	AWARD DATE	TERM	AWARD AMOUNT	PAYMENTS MADE VIA SMALL PURCHASES, PO OR OTHER	TOTAL CONTRACT VALUE PAID TO DATE	TOTAL PAID IN FY 13
APPELBAUM & ASSOC., P.C.	Representation of MARTA in Various Legal Proceedings					\$276,243		\$276,243
APPLE INC.	PC Equipment Replacement					\$55,892		\$55,892
ARCADIS U. S., INC	Surveying Services	B25631	6/11/07	6 Years	\$500,000		\$354,931	\$87,738
ARCHER WESTERN CONSTRUCTION, LLC	Design Build Brady Mobility Facility	P22221	8/6/12	3 Years	\$38,206,066		\$2,005,483	\$2,005,483
ARCHER-WESTERN CONTRACTORS LTD	Buckhead Station Addition of North Entrance and Pedestrian Bridge	B15611	3/5/12	600 Days	\$18,282,529		\$7,430,478	\$5,581,100
ARGO RE LTD	Insurance Services					\$288,067		\$288,067
ARINC, INC.	Support Tunnel Ventilation Program	L27588	7/24/12	2 Months	\$10,000		\$10,000	\$10,000
ARINC, INC.	SCADA Software Maintenance					\$70,469		\$70,469
ARS MECHANICAL, LLC	HVAC Services for MARTA Headquarters	B22366	11/1/11	2 Yrs w 3 (1)Yr Opt	\$1,303,875		\$514,980	\$286,925
ASK-INTTAG, LLC	Breeze Cards	P25895			\$1,476,000		\$1,476,000	\$736,254
ASK-INTTAG, LLC	Contactless Smart card Fare Media	B25444	1/24/12		\$1,845,000		\$953,250	\$738,000
ASSETWORKS, INC.	Fuel Focus Power Filter Harness and Inspection	P21848	6/23/11	1 Year	\$88,068		\$86,211	\$18,824
ASSETWORKS, INC.	EAM/ERP Software Maintenance	P4915			\$2,011,851		\$1,779,809	\$350,064
ASSETWORKS, INC.	EAM/ERP Software Maintenance & Fuel Focus Parts					\$23,468		\$23,468
ASSOCIATED FUEL SYSTEMS, INC.	Repair Parts for Buses					\$42,145		\$42,145
AT&T	Voice and Data Telecommunication Services	P23964	3/2/12	2 Yrs w (2) 1 Yr Opt	\$4,959,399		\$1,288,840	\$1,000,304
AT&T	Voice and Data Telecommunication Services					\$13,314		\$13,314
AT&T MOBILITY	Authority Wide Communications Device Contract	B22688	6/21/11	2 Years	\$102,032		\$97,580	\$46,521
AT&T MOBILITY	Communication Devices					\$4,450		\$4,450
ATC ASSOCIATES, INC	Geotechnical Engineering and Construction Materials Testing Services	A/E200807244	7/1/08	5 Yrs w (5) 1 Yr Opt	\$4,500,000		\$3,044,970	\$430,301
ATHENS PAPER	Printing Paper	B24154	2/1/12	2 Years	\$214,313		\$136,579	\$96,745
ATKINS NORTH AMERICA, INC.	Surveying Services		6/11/07	6 Years	\$500,000		\$115,374	\$115,374
ATLANTA COMMERCIAL TIRE	Procurement of Non-Revenue Vehicle Tires	B22952	7/6/11	5 Yrs w 1 Yr Opt	\$518,710		\$163,572	\$83,025
ATLANTA COMMERCIAL TIRE	Procurement of Non-Revenue Vehicle Tires					\$12,147		\$12,147
ATLANTA COMMUNICATIONS COMPANY	Equipment for Police Vehicles	Q22476	6/13/11	3 Months	\$39,823		\$39,823	\$38,913
ATLANTA COMMUNICATIONS COMPANY	Equipment for Police Vehicles					\$29,263		\$29,263
ATLANTA GEAR & AXLE COMPANY	Maintenance Parts for Buses					\$78,499		\$78,499
ATLANTA JOURNAL CONSTITUTION	Advertising					\$141,800		\$141,800
ATLANTA LIGHT BULBS	Lamps, Bulbs and Electrical Lighting Parts					\$37,755		\$37,755
ATLANTA PUBLIC SCHOOLS	Refund of Net Balance of Prepaid Fares					\$94,736		\$94,736
ATLANTA SOUNDWORKS, INC.	Professional Services to Enhance the HQ Board Room Public Access System	L21088		1 Month	\$7,721		\$7,721	\$6,960
ATLANTA SOUNDWORKS, INC.	PA Equipment Parts Replacement					\$26,101		\$26,101
ATLANTIC LIGHTING & SUPPLY CO	Ballasts and Other Lighting Supplies					\$32,049		\$32,049
AUDIOSEARS CORP	Handsets for Bus Radios					\$42,809		\$42,809
AVS CONSULTING DBA STONE MCELROY & ASSOCIATES, INC.	MPD Psychological Assessment Services	Q22225	4/11/11	3 Years	\$67,350		\$40,494	\$20,293
AXIOM CORPORATION	General Consulting and Professional Services - FY 12	B22963	7/1/11	1 Year	\$2,400,117		\$2,400,117	\$1,054,748
AXIOM CORPORATION	General Consulting and Professional Services - FY '13	P24530	7/1/12	1 Year	\$4,548,534		\$3,497,811	\$3,497,811
BAKER DISTRIBUTING COMPANY	Freon Cylinders & Other Supplies for Buses					\$220,622		\$220,622
BANK OF AMERICA	Employer Share of FICA					\$16,560,504		\$16,560,504
BANK OF AMERICA, N.A.	Travel & Conference Expenses Paid by Credit Card					\$45,613		\$45,613
BANNEKER ENERGY, LLC	Grease, Oil and Hydraulic Fluid					\$20,147		\$20,147
BARRY MASON C/O HENRY DE GIVE	Legal Claim Settlement					\$37,328		\$37,328
BASKIN LAW GROUP, PC. AS ATTY & THE ESTATE OF WILLIAM COLES	Legal Claim Settlement					\$30,000		\$30,000

Metropolitan Atlanta Rapid Transit Authority  
Payment And Contracts \$20,000 or More  
For the Period July 1, 2012 to June 30 2013

NAME	PURPOSE	CONTRACT #	AWARD DATE	TERM	AWARD AMOUNT	PAYMENTS MADE VIA SMALL PURCHASES, PO OR OTHER	TOTAL CONTRACT VALUE PAID TO DATE	TOTAL PAID IN FY 13
BATTERY USA	Wet Cell Batteries					\$23,707		\$23,707
BATTLE & BATTLE DISTRIBUTOR, INC.	Batteries and Various Supplies					\$30,907		\$30,907
BATTLE & BATTLE DISTRIBUTOR, INC.	Restroom Paper Supplies	B20628	12/16/10	3 Years	\$307,868		\$261,448	\$92,851
BBA PROJECT, INC.	LED Wayside Signal					\$103,664		\$103,664
BEATTY CONSTRUCTION COMPANY	Carpentry and Construction Services for the MARTA Headquarters Complex	Q21870	3/8/11					\$6,983
BEATTY CONSTRUCTION COMPANY	Hamilton Lift Replacement							\$184,242
BEATTY CONSTRUCTION COMPANY	Bus Supervisor Booths	B11136		150 Days	\$775,806		\$749,345	\$104,550
BELL SOUTH TELECOMM, INC.,	Rental for Police Services					\$52,294		\$52,294
BELLSOUTH COMMUNICATIONS SYSTEM, LLC	Rental for Police Services & Telecommunication Services					\$27,672		\$27,672
BEST TOOL SUPPLY/BUILDERS EQUIP. CO.	Various Tools and Supplies					\$22,320		\$22,320
BILLY MOSLEY C/O CHRISTOPHER YORK, ESQ.	Legal Claim Settlement					\$127,467		\$127,467
BIRMINGHAM RAIL & LOCOMOTIVE CO., INC.	Rebuild Traction Motors and Other Repairs for Locomotive					\$20,592		\$20,592
BLOOMBERG, L.P.	Bloomberg Terminal					\$23,850		\$23,850
BOLING RICE LLC, AND CALVIN MADDOX	Legal Claim Settlement					\$50,000		\$50,000
BOMBARDIER TRANS.	Repair Parts for Rail Cars					\$1,136,828		\$1,136,828
BORDERS, EDYTHE	Legal Claim Settlement					\$50,000		\$50,000
BRADKEN - ATCHINSON/ST. JOSEPH, INC.	Parts & Supplies for Railcars					\$52,318		\$52,318
BRADLEY MILKWICK	Legal Claim Settlement					\$25,157		\$25,157
BRANNEN MOTOR COMPANY	Security Equipped Vehicles for Police Cars	B27456	3/4/13	4 Months	\$111,200		\$111,200	\$111,200
BRENCO OPERATING	Spark Plugs and Other Bus Maintenance Parts					\$254,106		\$254,106
BRIDGESTONE AMERICAS TIRE OPERATIONS, LLC	Bus Tire Lease and Service		9/8/09	3 Yrs w (2) 1 Yr Opt	\$11,975,928		\$6,191,424	\$2,473,786
BRUCE FLAGG C/O JOHN T. DUFOUR, ESQ.	Legal Claim Settlement					\$61,963		\$61,963
BRUCE H. CARRAWAY, ESQ	Legal Claim Settlement					\$27,921		\$27,921
BRYAN CAVE POWELL GOLDSTEIN	Representation of MARTA in Various Legal Proceedings					\$148,336		\$148,336
BULLEX DIGITAL SAFETY	Equipment for Tunnel Ventilation Project					\$31,547		\$31,547
BULLOCH FENCE & DOOR CO.	Door Repair Services					\$28,449		\$28,449
BUREAU VERITAS NORTH AMERICA, INC.	Safety, Health & Industrial Hygiene Consulting Services	200704651	5/10/10	5 Years	\$3,500,000		\$3,247,291	\$487,997
C. BRITT & M. BRIT	Legal Claim Settlement					\$125,000		\$125,000
C2i SOLUTIONS, INC.	General Consulting and Professional Services - FY 12	B22963	7/1/11	1 Year	\$225,000		\$203,602	\$99,956
C2i SOLUTIONS, INC.	General Consulting and Professional Services - FY '13	P24530	7/1/12	1 Year	\$809,579		\$605,007	\$605,007
CADUCEUS OCCUPATIONAL MEDICINE	Employment Physicals & Drug and Alcohol Screening	P5398						\$48,144
CADUCEUS OCCUPATIONAL MEDICINE	Employment Physicals & Drug and Alcohol Screening	P23871	7/9/12	3 Yrs w (2) 1 Yr Opt	\$800,287		\$118,336	\$118,336
CAMERON AND ASSOCIATES, INC.	Employment Assistance Program	P21522	6/22/11	3 Yrs w (2) 1 Yr Opt	\$215,163		\$27,793	\$27,793
CANNON TERMITE & PEST CONTROL, INC.	Pest and Pigeon Control Services	B22174	10/1/11	3 Yrs w (2) 1 Yr Opt	\$185,598		\$136,566	\$44,522
CANON BUSINESS SOLUTIONS, INC.	Lease/Maintenance of Digital Printing Equipment	Q25926			\$11,395		\$14,418	\$663
CANON BUSINESS SOLUTIONS, INC.	Lease/Maintenance of Digital Printing Equipment					\$2,562		\$2,562
CANON BUSINESS SOLUTIONS, INC.	Lease/Maintenance of Digital Printing Equipment	B24547		5 Years	\$737,368		\$134,491	\$126,387
CANON FINANCIAL SERVICES, INC.	Multi-Functional Peripherals (MFP) Photocopier Lease/Maintenance Services	B22643		3 Yrs w 1 Yr Opt	\$883,393		\$479,693	\$321,065
CARASOFT TECHNOLOGY CORP	Software Maintenance					\$26,808		\$26,808
CARDNO ATC	Geotechnical Engineering and Construction Materials Testing Services	A/E200807244	7/1/08	5 Yrs w (5) 1 Yr Opt	\$4,500,000		\$3,044,970	\$331,584
CARL BLACK PONTIAC BUICK GMC	Repair Mobility Vehicles					\$65,745		\$65,745
CARLTON WILLIAMS & STEVEN GOLDMAN	Legal Claim Settlement					\$239,240		\$239,240
CAROLINA RIM & WHEEL CO.	Brake Linings for Buses					\$61,804		\$61,804

Metropolitan Atlanta Rapid Transit Authority  
Payment And Contracts \$20,000 or More  
For the Period July 1, 2012 to June 30 2013

NAME	PURPOSE	CONTRACT #	AWARD DATE	TERM	AWARD AMOUNT	PAYMENTS MADE VIA SMALL PURCHASES, PO OR OTHER	TOTAL CONTRACT VALUE PAID TO DATE	TOTAL PAID IN FY 13
CARR & ASSOCIATES	Appraisal Services					\$23,300		\$23,300
CARTER & ASSOCIATES EQUITY,LLC	Lindbergh TOD Development Rights					\$163,690		\$163,690
CATALYST RX	Group Health and Wellness Insurance Coverages (Pharmacy)	P17141			\$11,309,044		\$11,246,374	\$7,231,106
CATAMARAN PBM	Group Health Pharmacy Claims and Administrative Fees					\$1,062,538		\$1,062,538
CBS RADIO EAST INC	Radio Advertisements					\$53,799		\$53,799
C-COMM 911 EMERGENCY VEHICLE OUTFITTERS	Equipment for Police Department Vehicles	Q26984	5/30/12	3 Months	\$41,097		\$41,097	\$41,097
C-COMM 911 EMERGENCY VEHICLE OUTFITTERS	Equipment for Police Department Vehicles	Q27088	6/12/12	3 Months	\$14,645		\$14,645	\$14,645
CDW GOVERNMENT, INC.	Equipment and Software					\$110,252		\$110,252
CENTENNIAL CONTRACTORS ENTERPRISES	Job Order Contract (JOC)	B12802			\$20,000,000		\$17,826,863	\$4,259,086
CHARLES PALMER C/O THOMAS F. BROWN II, ESQ.	Legal Claim Settlement					\$60,000		\$60,000
CHEMSMART WHOLESALE, INC.	Deodorizer and Air Freshener					\$21,042		\$21,042
CHERRY, BEKAERT & HOLLAND, LLP	Annual Financial & Single Audits	P26298		1 Yr w (4) 1 Yr Opt	\$405,000		\$190,500	\$190,500
CHESTATEE FORD, INC.	Security Equipped Vehicles for Police	B27456	3/4/13	4 Months	\$374,447		\$304,224	\$304,224
Chriswell, Morris Jr	Legal Claim Settlement					\$35,280		\$35,280
CINTAS CORPORATION	Employee Uniforms	B22231			\$1,005,667		\$832,394	\$425,218
CINTAS CORPORATION	Employee Uniforms					\$9,613		\$9,613
CITY ELECTRICAL SUPPLY	Lighting Fixtures and Parts					\$114,392		\$114,392
CITY OF ALPHARETTA	ARC Offset Projects					\$140,696		\$140,696
CITY OF ATLANTA	Utilities - Water/Sewer; CBS Outdoor Advertising Contract Deferred Commissions; ARC Offset Projects					\$3,458,977		\$3,458,977
CITY OF COLLEGE PARK	Water and Sewer Services; ARC Offset Projects & CBS Outdoor Advertising Contract Deferred Commissions					\$89,740		\$89,740
CITY OF FAIRBURN	ARC Offset Projects					\$141,418		\$141,418
CITY OF HAPEVILLE	ARC Offset Projects					\$164,000		\$164,000
CITY OF JOHNS CREEK, INC.	ARC Offset Projects					\$304,034		\$304,034
CITY OF MILTON	ARC Offset Projects					\$53,971		\$53,971
CITY OF ROSWELL	ARC Offset Projects					\$545,446		\$545,446
CITY OF SANDY SPRINGS	CBS Outdoor Advertising Contract Deferred Commissions; ARC Offset Projects					\$397,786		\$397,786
CITY OF UNION CITY	CBS Outdoor Advertising Contract Deferred Commissions; ARC Offset Projects					\$43,136		\$43,136
CLEAR CHANNEL AIRPORTS	Airport Advertisements for MARTA Destination Campaign					\$50,000		\$50,000
CLEMENTS SERVICES, LLC	Repair Bus Lifts					\$35,516		\$35,516
CLEVELAND ELECTRIC COMPANY	Tunnel Lighting Upgrades	B18161		1 Year				\$376,027
CLEVELAND ELECTRIC COMPANY	Replace AC Track Circuits and Install Train Alert Lights	B12225		3 Years				\$1,999,301
CLEVELAND ELECTRIC COMPANY	Traction Power Substation Replacement	B21335		1 Year				\$344,250
CLEVELAND ELECTRIC COMPANY	Traction Power Substation Equipment					\$198,852		\$198,852
CLIENTSOLV TECHNOLOGIES	General Consulting and Professional Services - FY 12	B22963	7/1/11	1 Year	\$1,973,290		\$1,973,290	\$637,014
CLIENTSOLV TECHNOLOGIES	General Consulting and Professional Services - FY '13	P24530	7/1/12	1 Year	\$1,178,378		\$923,839	\$923,839
CLIFF'S FIRE EXTINGUISHER COMPANY, INC.	Maintenance and Repair of MARTA Facilities Fire Extinguishers	B21767	4/11/11	2 Years				\$20,892
COLE ELECTRIC COMPANY, INC.	Repair Parts & Services							\$23,064
COMMONWEALTH RESEARCH	Professional Services to Provide State Legislative Initiatives	L28434	9/27/12	9 Months	\$40,500		\$36,000	\$36,000
COMPLETE ENVIRONMENTAL PRD INC	Absorbent Pads					\$32,648		\$32,648
COMPLIANCEPOINT, INC	Certified Quality Security Assessor in Support of PCI Compliance	L26348	4/24/12	60 Days	\$20,000		\$20,000	\$20,000
CONNECTICUT GENERAL LIFE INS. CO.	Group Health and Wellness Insurance Coverages	P17141	8/16/10	3.5 Yrs w (2) 1 Yr Opt	\$138,996,774		\$138,996,774	\$47,883,984
CONTINENTAL AMERICAN INSURANCE COMPANY	Critical Illness Insurance	P17141			\$2,104,803		\$1,811,134	\$424,756
CONTINENTAL CORDAGE	Grounding Cable for Rail Cars					\$20,787		\$20,787

Metropolitan Atlanta Rapid Transit Authority  
Payment And Contracts \$20,000 or More  
For the Period July 1, 2012 to June 30 2013

NAME	PURPOSE	CONTRACT #	AWARD DATE	TERM	AWARD AMOUNT	PAYMENTS MADE VIA SMALL PURCHASES, PO OR OTHER	TOTAL CONTRACT VALUE PAID TO DATE	TOTAL PAID IN FY 13
COOPER & COMPANY GENERAL CONTRACTORS, INC.	Construction of Integrated Operations Center	B21196		1 Year	\$19,730,000		\$18,051,046	\$10,054,149
CORE SDI, INC.	License Renewal and Training					\$30,000		\$30,000
COURTESY FORD, INC.	Repair Parts and Supplies					\$95,671		\$95,671
COX RADIO	Advertisements					\$39,036		\$39,036
CRITICAL COMPONENTS, INC.	PM Certification Visit, Maintenance & Support					\$34,991		\$34,991
CRYMES LANDFILL TRUST ACCOUNT	Assessed Portion for Landfill Cleanup and Final Settlement					\$262,437		\$262,437
CUBIC TRANSPORTATION SYSTEMS	Breeze System Implementation and Maintenance	P21262	10/12/10	3 Yrs w 3 Yr Opt	\$22,509,132		\$16,222,543	\$5,966,332
CUMMINS POWER SOUTH, LLC	Repairs of the EGR Cooler & Turbo Charger Failure on Buses	P26706	9/4/12	1 Year	\$64,895		\$64,895	\$64,895
CUMMINS POWER SOUTH, LLC	Engine Exchange Program	B22006	5/23/11	2 Years	\$891,758		\$802,609	\$405,232
CUMMINS POWER SOUTH, LLC	Bus Engines & Transmission Repair Parts and Service					\$888,502		\$888,502
DAIMLER BUSES NORTH AMERICA, INC.	Parts for Revenue Vehicles					\$600,790		\$600,790
DANA SAFETY SUPPLY	Police Ballistic Vests and Carriers	B22598	7/11/11	3 Years	\$90,619		\$45,965	\$21,430
DATA STORAGE TECHNOLOGIES	Procurement for Hardware, Software, and Professional Services for Falconstor Upgrade	P28582	12/4/12	1 Month	\$113,560		\$113,560	\$113,560
DATA STORAGE TECHNOLOGIES	Procurement for Hardware, Software, and Professional Services for Falconstor Upgrade	P28582	1/14/13	1 Month	\$77,342		\$77,342	\$77,342
DATALINK CORPORTATION	Software Maintenance					\$75,220		\$75,220
DAVID ATEs, P.C.	Legal Services					\$31,150		\$31,150
DECATUR, CITY OF	ARC Offset Projects					\$102,046		\$102,046
DEKALB COUNTY BOARD OF COMMISSIONERS	CBS Outdoor Advertising Contract Deferred Commissions; ARC Offset Projects; Water Service & Stormwater Fees					\$652,896		\$652,896
DEKALB COUNTY TAX COMMISSIONER	Water Services & Storm water Fees					\$120,473		\$120,473
DELL FASTENER, CORP.	Screws, Bolts and Various Parts and Supplies for Railcars					\$34,721		\$34,721
DELL MARKETING L.P.	PC Upgrade Limited Replacement	P26347	9/1/12	3 Years	\$2,254,082		\$1,157,069	\$1,157,069
DELL MARKETING L.P.	Microsoft Software Licensing	B21582	11/5/10	3 Years	\$2,294,912		\$2,294,885	\$1,561,848
DELL MARKETING L.P.	PC Upgrade Limited Replacement	B18906	8/9/10		\$882,242		\$882,233	\$108,455
DELL MARKETING L.P.	PC Replacement and Other Equipment					\$399,238		\$399,238
DELTA AIRLINES	Airline Tickets					\$135,210		\$135,210
DELTA DENTAL INSURANCE COMPANY	Group Dental Insurance	P17141	1/1/11	3.5 Yrs w (2) 1 Yr Opt	\$11,080,492		\$11,080,492	\$3,106,215
DERIV ACTIV, INC.	Professional Services for Swap Monitoring					\$23,500		\$23,500
DGG TASER, INC.	Police Tasers	P25636	7/16/12	1 Month	\$80,993		\$80,993	\$80,993
DGG TASER, INC.	Police Tasers and Equipment					\$14,852		\$14,852
DIANE RICE-REDDING C/O	Legal Claim Settlement					\$41,235		\$41,235
DICKEY BROADCASTING COMPANY	Radio Advertisements					\$44,300		\$44,300
DIGITAL SPEECH SYSTEMS INC	Upgrade of Customer Service Department Voice Recording System					\$93,189		\$93,189
DIVERSE ENTERPRISE	Various Maintenance Supplies and Materials					\$77,445		\$77,445
DLR DISTRIBUTORS, INC.	Various Repair Parts and Supplies for Rail Cars					\$537,809		\$537,809
DLT SOLUTIONS, INC.	Technology Software and Maintenance					\$153,611		\$153,611
DMJM HARRIS	Transit Planning Consultant Services	B5413	4/3/07	6 Years	\$26,600,000		\$23,570,563	\$3,929,273
DON HARDIN GROUP, LLC	Inspect, Test, and Repair Existing Fire Suppression Systems	P26493	4/24/12	6 Months	\$220,000		\$220,000	\$125,073
DONALD P. EDWARDS	Representation of MARTA in Various Legal Proceedings					\$102,626		\$102,626
DORIS TOWNS C/O BRADLEY MILKWICK	Legal Claim Settlement					\$74,743		\$74,743
DOVER STAFFING, INC.	Mystery Customer Program	Q25960	6/3/11	1 Year	\$98,700		\$89,265	\$89,265
DYNALECTRIC GEORGIA	Emergency Trip Station Replacement	B13447	8/3/09	4 Years	\$3,300,392		\$2,951,500	\$658,404
DYNAMIC METALS,LLC	Glazing and Parts for Railcar Windows					\$55,733		\$55,733
DYNAMIC SECURITY, INC.	Armed Security Guard Coverage for Revenue Operations	B22040	5/9/11	2 Yrs w 1 Yr Opt	\$749,151		\$465,268	\$225,487
E. SAM JONES DISTRIBUTOR	Electronic Ballasts and Lamps					\$63,902		\$63,902

Metropolitan Atlanta Rapid Transit Authority  
Payment And Contracts \$20,000 or More  
For the Period July 1, 2012 to June 30 2013

NAME	PURPOSE	CONTRACT #	AWARD DATE	TERM	AWARD AMOUNT	PAYMENTS MADE VIA SMALL PURCHASES, PO OR OTHER	TOTAL CONTRACT VALUE PAID TO DATE	TOTAL PAID IN FY 13
E. W. GOGOLIN & ASSOCIATES, LLC	Legal Services					\$207,211		\$207,211
E.I. DU PONT DE NEMOURS AND COMPANY	Painting Supplies					\$56,705		\$56,705
EAGLE RECOGNITION	Employee Service Recognition Pins					\$21,842		\$21,842
EAGLE SAFETY SUPPLY, INC.	Safety Vests and Particulate Respirators					\$39,820		\$39,820
ECKERT SEAMANS CHERIN & MELLOTT	Services for Post-Cleaning Issues Regarding Lease Leaseback Financing Agreements					\$112,370		\$112,370
ECOSWEEP, LLC	Pressure Washing & Sealing Stations and Striping Parking Lots					\$34,573		\$34,573
EFUNDS CORPORATION	Software Support Services for the IST Switch 7.4 (Efunds)					\$52,785		\$52,785
ELECTRONIC DEPOT	Electronic Accessories and Repair/Replacement Parts					\$65,330		\$65,330
ELECTRO-WIRE, INC.	Flexane Cable for Railcars					\$68,066		\$68,066
EMERSON NETWORK POWER, LIEBERT SVC., INC.	Maintenance Service for Computer Operation Centers					\$53,359		\$53,359
EMORY UNIVERSITY	Legal Claim Settlement					\$31,751		\$31,751
ENGENIUS CONSULTING GROUP, INC	General Consulting and Professional Services - FY 12	B22963	7/1/11	1 Year	\$2,196,416		\$2,196,416	\$578,944
ENGENIUS CONSULTING GROUP, INC	General Consulting and Professional Services - FY '13	P24530	7/1/12	1 Year	\$2,331,588		\$1,746,635	\$1,746,635
ENGHOUSE TRANSPORTATION, LLC	Support for Teledriver Timekeeping System					\$2,200		\$2,200
ENGHOUSE TRANSPORTATION, LLC	Teledriver Management System - Maintenance Support	P25892	5/14/12	1 Year	\$106,956		\$106,956	\$106,956
ENGINEERED MACHINED PRODUCTS, INC.	Mini-Hybrid Bus Kits							\$666,322
ENGINEERED RESTORATION, INC.	Replace expansion Joints & Shore Roof Beams at Doraville Station					\$45,538		\$45,538
ENSCO RAIL, INC.	Automated Track Geometry Measurement Test	B24369	6/25/12	3 Yrs w (2) 1 Yr Opt	\$289,450		\$96,000	\$96,000
ENTERPRISE UNIFORMS II, INC.	Authority Wide Uniforms	B22231	3/7/11	1 Yr w (4) 1 Yr Opt	\$1,005,667		\$744,370	\$377,257
ENVIRONMENTAL SYSTEMS RESEARCH INSTITUTE, INC.	Software License and Maintenance					\$47,533		\$47,533
ERICO, INC.	Bond for Rail Joints and Other Rail Maintenance					\$25,965		\$25,965
ESSENTIAL DATA CORP.	General Consulting and Professional Services - FY 12	B22963	7/1/11	1 Year	\$662,250		\$644,776	\$158,756
ESSENTIAL DATA CORP.	General Consulting and Professional Services - FY '13	P24530	7/1/12	1 Year	\$498,883		\$344,227	\$344,227
EVERGREEN WASTE, LLC	Disposal of Industrial Waste Water Sludge	B22175	5/9/11	3 Yrs w (2) 1 Yr Opt	\$398,406		\$202,668	\$89,620
EXCEL ELECTRICAL TECHNOLOGIES,	Tunnel Lighting Upgrade Project	B19735	11/5/12	1,970 Days	\$8,800,000		\$60,507	\$60,507
FACILITY SUPPLY GROUP, LLC	Cleaner, Toilet Paper and Other Supplies					\$42,480		\$42,480
FAITH TECHNOLOGIES	Auxiliary Power Switchgear Replacement at Arts Center Station	B5207				\$1,500		\$1,500
FAITH TECHNOLOGIES	Auxiliary Power Switchgear Replacement at Arts Center Station	B12971				\$309,157		\$309,157
FANNIE LINDSEY C/O BENJAMIN BENGTON ESQ	Legal Claim Settlement					\$50,857		\$50,857
FEDERAL EXPRESS CORPORATION	Shipping Charges					\$22,571		\$22,571
FEDERAL METAL PRODUCTS	Parts for Railcars					\$20,074		\$20,074
FIBRWRAP CONSTRUCTION SE, LLC	Concrete Girder Renovation					\$232,920		\$232,920
FIRE SYSTEMS, INC.	Fire Extinguishers and Parts					\$126,881		\$126,881
FIRST RECOVERY GROUP, LLC	Legal Claim Settlement					\$24,814		\$24,814
FIRST SIGNAL, LLC	Software and Maintenance Support					\$45,718		\$45,718
FORSYTHE SOLUTIONS GROUP	Hardware Maintenance for Trapeze Upgrade	P26397	5/14/12	1 Year	\$55,946		\$55,946	\$55,946
FORSYTHE SOLUTIONS GROUP	Procurement of Hardware for the Trapeze Upgrade	P25686	5/14/12	30 Days	\$536,995		\$536,995	\$536,995
FORSYTHE SOLUTIONS GROUP	HP Upgrade	L26593	7/24/12	3 Months	\$17,500		\$17,500	\$17,500
FORSYTHE SOLUTIONS GROUP	Procurement of 16 Servers for the SharePoint 2010 Upgrade	B23833			\$667,840		\$667,840	\$667,840
FORSYTHE SOLUTIONS GROUP	Wireless Network Equipment to Support On-Board Vehicle Cameras and Network Servers					\$265,341		\$265,341
FOSTER L B COMPANY	Fasteners and Other Parts for Track Railway					\$497,749		\$497,749
FRANCES CRAWFORD &	Legal Claim Settlement					\$99,000		\$99,000
FRANK JACKSON SANDY SPRINGS FORD	Parts and Supplies for Mobility Vehicles					\$59,050		\$59,050

Metropolitan Atlanta Rapid Transit Authority  
 Payment And Contracts \$20,000 or More  
 For the Period July 1, 2012 to June 30 2013

NAME	PURPOSE	CONTRACT #	AWARD DATE	TERM	AWARD AMOUNT	PAYMENTS MADE VIA SMALL PURCHASES, PO OR OTHER	TOTAL CONTRACT VALUE PAID TO DATE	TOTAL PAID IN FY 13
FULTON COUNTY PUBLIC WORKS	CBS Outdoor Advertising Contract Deferred Commissions					\$63,456		\$63,456
FUSECO INC.	Fuses for Railcars					\$312,541		\$312,541
GANTEC CORPORATION	General Consulting and Professional Services - FY 12	B22963	7/1/11	1 Year	\$32,584		\$32,584	\$32,584
GANTEC CORPORATION	General Consulting and Professional Services - FY '13	P24530	7/1/12	1 Year	\$1,550,347	\$12,500	\$1,258,319	\$1,270,819
GARTNER GROUP INC.	Professional Industry Research Services					\$31,800		\$31,800
GAS SOUTH	Natural Gas Supply	B25206	6/25/12	1 Year	\$4,664,346	\$4,011,195	\$4,011,195	\$4,011,195
GAS SOUTH	Natural Gas Supply	B28516	4/4/13	1 Year	\$5,054,935	\$923,720	\$923,720	\$923,720
GCA SERVICES GROUP OF NORTH CAROLINA, INC.	Facility Wide Janitorial	B20979	6/6/11	2 Yrs w (3) 1 Yr Opt	\$1,620,907		\$910,201	\$496,533
GENUINE PARTS COMPANY - NAPA	Install and Service Parts Washer	P24548	6/4/12	1 Month	\$54,368		\$54,368	\$54,368
GENUINE PARTS COMPANY - NAPA	Various Parts and Supplies for Operations					\$40,500		\$40,500
GEORGIA CABLING AND ELECTRIC	Maintenance Support for Genetec Software					\$54,970		\$54,970
GEORGIA DEPARTMENT OF INSURANCE	SURPLUS LINES TAX					\$29,396		\$29,396
GEORGIA DEPT. OF LABOR	State Unemployment Taxes					\$1,148,223		\$1,148,223
GEORGIA INST OF TECH PROFESSIONAL EDUCATION	Use of Facility for Security Training					\$30,075		\$30,075
GEORGIA PACIFIC OFFICE BLDG C/O GA-MET LLC	Roof Top Antennae Rental					\$32,619		\$32,619
GEORGIA PIEDMONT TECHNICAL COLLEGE	Bus Operator Commercial Drivers License Training	P27849	11/9/12		\$900,000		\$35,700	\$35,700
GEORGIA PIEDMONT TECHNICAL COLLEGE	Bus Operator Commercial Drivers License Training	L27582	7/1/12	3.5 Months	\$58,575		\$8,925	\$8,925
GEORGIA PIEDMONT TECHNICAL COLLEGE	Bus Operator Commercial Drivers License Training	L25803	1/19/12		\$97,625		\$94,960	\$94,960
GEORGIA POWER COMPANY	Electricity and Propulsion Power & Service					\$14,940,510		\$14,940,510
GEORGIA STATE UNIVERSITY	Sales Tax Forecast, Sponsorship of Economic Forecasting Conference & Offsite Courses					\$71,800		\$71,800
GEORGIA SUBSEQUENT TRUST FUND	Excess Workers Compensation Assessment and Adjustment					\$476,023		\$476,023
GLOBAL DISTRIBUTORS, INC C/O CONTRACT BUSINESS INTERIORS	Office Furniture					\$44,079		\$44,079
GLOBAL KNOWLEDGE TRAINING, LLC	Technology Training					\$25,068		\$25,068
GOLDEN DOUGHNUTS LLC	Dunkin Donuts Gift Cards for Employees					\$45,500		\$45,500
GOOD SUCCESS COMPANY, INC.	Janitorial Services for the MARTA Headquarters Complex	B17010	1/11/10	2 Yrs w (3) 1 Yr Opt	\$623,976		\$596,722	\$136,090
GORDIAN GROUP, INC.	Job Order (JOC) System Software and Professional Services	B12967	2/4/08	3 Yrs w (2) 1 Yr Opt	\$500,000		\$362,033	\$100,499
GOVCONNECTION, INC.	Office Equipment and Maintenance Support					\$63,794		\$63,794
GRAINGER	Bus and Rail Car Fasteners	B23961	11/14/11	27 Months	\$240,207		\$63,966	\$140,105
GRAINGER	Various Equipment, Parts and Supplies					\$192,808		\$192,808
GRAYBAR ELECTRIC	Parts and Supplies					\$168,596		\$168,596
GREAT LAKES PETROLEUM	Diesel Fuel, Transmission Fluid and Coolant					\$250,000		\$250,000
GREAT LAKES PETROLEUM	Engine Oil	B21010	2/14/11	3 Years	\$1,277,900		\$910,768	\$337,185
GREAT LAKES PETROLEUM	Diesel Fuel and Unleaded Gasoline	B26313	6/1/12	1 Year	\$10,198,511		\$9,815,795	\$9,815,795
GRIMCO, INC.	Reflective aluminum Sheeting					\$29,991		\$29,991
GROOMS, NEATHER A.	Legal Claim Settlement					\$78,231		\$78,231
HADLEY PRODUCTS CORPORATION/TRANSMATIC RAIL LIGHTING DIV.	Fluorescent Ballast assembly for Railcars					\$40,381		\$40,381
HARDY FLEET GROUP	Police Department Vehicles					\$106,104		\$106,104
HARTFORD LIFE-PENSION PLAN	NON-REP EMPL. SHARE					\$646,983		\$646,983
HAY GROUP, INC.	Professional Services to Update the 2009 Internal Equity Review & External Competiveness Analysis	L24785	11/1/11	2 Years	\$74,300		\$60,300	\$28,300
HEIDELBERG USA, INC.	Equipment Maintenance					\$24,746		\$24,746
HEIDRICK & STRUGGLES, INC.	Consulting Services for CEO Search							\$109,453
HENRY MEDICAL CENTER, INC.	Legal Claim Settlement					\$31,988		\$31,988
HEWLETT PACKARD	Hardware Maintenance Support					\$122,971		\$122,971

Metropolitan Atlanta Rapid Transit Authority  
 Payment And Contracts \$20,000 or More  
 For the Period July 1, 2012 to June 30 2013

NAME	PURPOSE	CONTRACT #	AWARD DATE	TERM	AWARD AMOUNT	PAYMENTS MADE VIA SMALL PURCHASES, PO OR OTHER	TOTAL CONTRACT VALUE PAID TO DATE	TOTAL PAID IN FY 13
HOLLAND & KNIGHT LLP	Professional Government Affairs Services	P11839	3/3/08	2 Yrs w (3) 1 Yr Opt	\$672,000		\$672,000	\$216,021
HOLLAND & KNIGHT LLP	Provide State Legislative Initiatives	L28773	11/1/12	6 Months	\$45,000		\$45,000	\$45,000
HOPPECKE BATTERIES, INC.	Batteries for Railcars					\$50,822		\$50,822
HOWARD & SONS AUTOMOTIVE SERVICES, INC.	Repair of Mobility Vehicles					\$29,556		\$29,556
HOWARDS WRECKER SERVICE	Vehicle Towing Services					\$54,862		\$54,862
HYDRAULIC SUPPLY CO.	Hoses and Various Parts for Buses					\$23,425		\$23,425
IBM	Software Support & Maintenance					\$23,062		\$23,062
IMAGANN CLEANING SERVICE	Janitorial Services for the MARTA HQ	B27915	1/31/13	5 Months	\$85,532		\$84,932	\$50,959
ING	Life Insurance and AD&D Insurance Coverages	P15115	8/3/09	3 Yrs w (2) 1 Yr Opt	\$10,371,276		\$10,371,276	\$2,692,386
INNOTECH, INC.	Hand Soap and Cleaning Brushes					\$21,438		\$21,438
INTUEOR CONSULTING, INC.	General Consulting and Professional Services - FY 12	B22963	7/1/11	1 Year	\$2,805,000		\$2,126,645	\$598,712
INTUEOR CONSULTING, INC.	General Consulting and Professional Services - FY '13	P24530	7/1/12	1 Year	\$2,059,355		\$1,865,342	\$1,865,342
ISPA, INC.	General Consulting and Professional Services - FY 12	B22963	7/1/11	1 Year	\$4,123,947		\$4,123,947	\$954,575
ISPA, INC.	General Consulting and Professional Services - FY '13	P24530	7/1/12	1 Year	\$4,704,019		\$4,276,636	\$4,276,636
J. CHRISTOPHER YORK, ESQ.	Legal Claim Settlement					\$47,122		\$47,122
JACK NADEL, INC.	Marketing and Promotional Materials					\$40,030		\$40,030
JACQUELYN MUSTIPHER C/O	Legal Claim Settlement					\$33,750		\$33,750
JAMES L. HOWARD & COMPANY, INC.	Door Locks and Other Parts for Railcars					\$26,769		\$26,769
JANEK	Repair and Replacement Bus Parts					\$247,359		\$247,359
JEM SALES, INC	General Purpose Cleaners for Revenue Vehicles					\$71,351		\$71,351
JOE POWELL & ASSOCIATES, INC.	Hardware and Support Services for Repairs to the Candler Park Computer Room AC Units	Q27253	7/3/12	1 Year	\$20,000		\$18,403	\$18,403
JOE POWELL & ASSOCIATES, INC.	Rental of Portable HVAC	Q26968	6/7/12	1 Week	\$4,296		\$4,296	\$4,296
JOHNSON INDUSTRIES	Bus Batteries	B19704	11/22/10	3 Years	\$1,232,795		\$779,432	\$189,503
JOHNSON INDUSTRIES	Parts and Supplies for Mobility & Non-Revenue Vehicles					\$94,060		\$94,060
JOHNSTONE SUPPLY	Parts and Supplies for HVAC Maintenance					\$31,013		\$31,013
KAESER COMPRESSORS, INC.	Air Compressor Parts					\$20,295		\$20,295
KAISER PERMANENTE INSURANCE COMPANY, INC.	Group Health/Vision/Dental and Critical Illness Insurance	P17141	8/17/10	3.5 Yrs w (2) 1 Yr Opt	\$13,292,738		\$13,292,738	\$3,731,309
KARYN CROSS C/O MONTLICK AND ASSOCIATES	Legal Claim Settlement					\$29,793		\$29,793
KING SPECIALTY SUPPLY	Supplies for Building Support Office					\$25,975		\$25,975
KIRK'S AUTOMOTIVE INC.	Various Maintenance/Repair Parts for Buses					\$53,256		\$53,256
KL EXECUTIVE SEARCH, LLC	Executive Search for DGM	L28740	12/28/12	90 Days	\$32,000	\$1,141	\$32,000	\$33,141
KPMG LLP	Annual Management Audits 2011-2013	P22915	8/15/11	3 Years	\$1,210,773		\$818,773	\$407,199
L. KIRKLEY & HER ATTYS DEITCH & ROGERS	Legal Claim Settlement					\$50,000		\$50,000
LAMIER STEEL PRODUCTS, INC.	Various Maintenance/Repair Parts for Rail					\$312,602		\$312,602
LARRY B. HUDSON & HIS ATTORNEY	Legal Claim Settlement					\$38,000		\$38,000
LAWN CREATIONS, LLC	Authority-Wide Landscape Maintenance	B24593	11/15/12	1 Yr w (4) 1 Yr Opt	\$481,860		\$304,723	\$234,319
LAWN CREATIONS, LLC	Landscape Maintenance North East Line	B10617	10/1/07	2 Yrs w (3) 1 Yr Opt	\$845,660		\$667,710	\$54,809
LAWN PRO LANDSCAPING, INC	Landscape Maintenance West Line	B10617	10/1/07	2 Yrs w (3) 1 Yr Opt	\$406,545		\$351,208	\$27,323
LEM U.S.A., INC.	Transformers and Transducers for Railcars					\$27,929		\$27,929
LERCH BATES, INC.	Elevator and Escalator Consulting Services	AE18466	12/6/10	5 Years	\$10,000,000		\$2,952,110	\$1,045,596
LEXISNEXIS SCREENING SOLUTIONS	Background Verifications					\$43,271		\$43,271
LIBERTY LIFE ASSURANCE	Annuity Required by Legal Claim Settlement					\$40,965		\$40,965
LIGHT BULB DEPOT 13 LLC	Lamps and Ballasts					\$25,285		\$25,285

Metropolitan Atlanta Rapid Transit Authority  
Payment And Contracts \$20,000 or More  
For the Period July 1, 2012 to June 30 2013

NAME	PURPOSE	CONTRACT #	AWARD DATE	TERM	AWARD AMOUNT	PAYMENTS MADE VIA SMALL PURCHASES, PO OR OTHER	TOTAL CONTRACT VALUE PAID TO DATE	TOTAL PAID IN FY 13
LINCOLN ASSOCIATES	Condenser Coil for Railcars					\$98,706		\$98,706
LONGWOOD ELASTOMERS, INC	Rubber Suspension for Railcars					\$54,373		\$54,373
LPS INTEGRATION, INC.	Hardware Maintenance for Trapeze Upgrade	P26397	5/14/12	1 Year	\$104,449		\$104,449	\$104,449
LPS INTEGRATION, INC.	Hardware for the Trapeze Upgrade	P25686	5/14/12	30 Days	\$329,039		\$329,039	\$329,039
LTK ENGINEERING SERVICES	Rail Vehicle Consultant Services	201005518	4/28/10	5 Years	\$10,000,000		\$6,629,267	\$2,790,149
LYNCHVAL SYSTEMS WORLDWIDE, INC.	Software Maintenance					\$22,000		\$22,000
M.C. DEAN, INC	Fire Protection System	P13872	11/18/10	5 Years	\$39,662,912		\$7,858,694	\$3,237,194
M.C. DEAN, INC	Fire Suppression Discharge Restoral System	P26385	4/2/12		\$266,302		\$266,302	\$19,610
M.C. HEADLEY PROPERTIES, LLC	Chassis Dynamometer Upgrades	B22614	8/6/12	120 Days	\$294,292		\$284,155	\$284,155
M.MIDDLETON & HER ATTYS, DIXON MILLS	Legal Claim Settlement					\$30,000		\$30,000
M.NICHOLS&PETER A LAW,PC HER ATTYS	Legal Claim Settlement					\$1,000,000		\$1,000,000
MABRY & MCCLELLAND	Representation of MARTA in Various Legal Proceedings					\$434,259		\$434,259
MAC PAPERS	Printing Paper Authority-Wide	B24154	2/1/12	2 Years	\$241,048		\$109,516	\$80,851
MAINARDI & ASSOCIATES	Audit Consulting Fees					\$41,926		\$41,926
MALL OF GEORGIA FORD	Repair Parts for Mobility Vehicles					\$85,096		\$85,096
MANSFIELD OIL CO INC.	Diesel Fuel and Unleaded Gasoline	B22757	5/31/11	1 Year	\$1,475,602		\$1,151,196	\$86,951
MARCELIUS DAWSON & HIS ATTY	Legal Claim Settlement					\$58,325		\$58,325
MARGESON PROPERTIES, LLC	Lease Payments					\$33,000		\$33,000
MARSH USA, INC.	Atlanta Streetcar Insurance Brokerage	P21523	6/22/11	2 Yrs w (3) 1 Yr Opt	\$352,500		\$202,500	\$100,000
MARSH USA, INC.	Excess Liability and Property & Casualty Insurance Coverage					\$2,688,457		\$2,688,457
MASSANA CONSTRUCTION, LLC.	At Grade Track Slab Rehab	B17524	1/21/11	600 Days	\$6,445,305		\$2,977,340	\$1,493,429
MAYLINE C/O CBI	Furniture for the Integrated Operations Center					\$31,727		\$31,727
MCCORD TIE & TIMBER, INC.	Wooden Crosstie Replacement					\$20,266		\$20,266
MCGUIRE WOODS, LLP	Professional Services for State Legislative Initiatives	L26367	1/1/12	9 Months	\$45,000		\$45,000	\$7,500
MCGUIRE WOODS, LLP	Professional Services for State Legislative Initiatives	L28361	11/21/12	9 Months	\$67,500		\$52,500	\$52,500
MCMASTER-CARR	Various Repair Parts and Tools					\$49,042		\$49,042
MCPHERSON OIL CO. INC.	Engine Oil, Lubricants and Grease					\$66,414		\$66,414
MERSEN USA BN CORP	Railcar Axle Ground Bushes					\$28,481		\$28,481
METROPOLITAN ATLANTA TRANSIT CONSULTANTS (MATC)	General Engineering Consultant	P5424	7/1/07	5 Yrs w (5) 1 Yr Opt	\$192,553,721		\$151,014,069	\$28,497,780
MHC KENWORTH ATLANTA	Freon in Disposable Cylinders					\$47,703		\$47,703
MOBILE HYDRAULICS OF GEORGIA, INC.	Coolant and Assembly Hoses for Buses					\$60,374		\$60,374
MOHAWK MFG. & SUPPLY CO.	Various Bus Maintenance Parts					\$372,693		\$372,693
MONTAVIOUS ATKINSON & ATTY R. BOZEMAN	Legal Claim Settlement					\$30,000		\$30,000
MOTION INDUSTRIES, INC.	Railcar and Bus Repair Parts and Supplies					\$78,425		\$78,425
MOTOROLA SOLUTIONS, INC.	Maintenance and Support Services for the Radio Communications System	P19256	3/1/10	3 Years	\$1,541,529		\$1,541,529	\$485,012
MOTOROLA SOLUTIONS, INC.	Maintenance and Support Services for the Radio Communications System	P27431	1/12/13	3 Years	\$1,629,823		\$263,649	\$263,649
MOTOROLA SOLUTIONS, INC.	Sole Source Procurement for Astro P25- IP Core and SmartX Gateway and Software Upgrades to Gold Elite Consoles	P27819	2/4/13	8 Months	\$3,444,977		\$1,846,085	\$1,846,085
MOTOROLA SOLUTIONS, INC.	Software and Support Maintenance for Radio Communication Services					\$92,629		\$92,629
MOZLEY, FINLAYSON & LOGGINS, LLP	LEGAL SERVICES					\$91,785		\$91,785
MS TRANSIT SOLUTIONS, LLC	Circuit Boards for Railcars					\$55,715		\$55,715
MSC INDUSTRIAL SUPPLY CO.	Small Tools, Equipment and Supplies					\$68,318		\$68,318
MISCO	Various Tools, Parts and Supplies					\$81,871		\$81,871
MUNCIE TRANSIT SUPPLY	Various Repair Parts For Revenue Vehicles					\$107,256		\$107,256
MUNDLE & ASSOCIATES, INC	Professional Services to Develop and Evaluate Variable-Based Fare Structure Options	L23440	5/27/11	1 Year	\$360,000		\$335,719	\$26,401
MUZAK OF ATLANTA	Muzak Provided Services					\$21,871		\$21,871



Metropolitan Atlanta Rapid Transit Authority  
 Payment And Contracts \$20,000 or More  
 For the Period July 1, 2012 to June 30 2013

NAME	PURPOSE	CONTRACT #	AWARD DATE	TERM	AWARD AMOUNT	PAYMENTS MADE VIA SMALL PURCHASES, PO OR OTHER	TOTAL CONTRACT VALUE PAID TO DATE	TOTAL PAID IN FY 13
MYERS CONTROLLED POWER LLC	Various Maintenance Parts & Materials					\$21,707		\$21,707
MYTHICS, INC.	Oracle Identity Management System	B24447	11/14/11	1 Year	\$298,396		\$298,396	\$223,797
MYTHICS, INC.	Licensing for the Trapeze Upgrade	P26391	5/14/12	1 Year	\$290,531		\$276,696	\$264,222
MYTHICS, INC.	PROCUREMENT OF INTEGRATED ERP/EAM SOFTWARE SOLUTION	P4915	11/8/04	8 Years	\$1,743,014		\$1,494,012	\$249,002
MYTHICS, INC.	Software Maintenance for Oracle Systems	B14581	10/14/08	4 Years	\$735,247		\$735,247	\$194,763
MYTHICS, INC.	Software Upgrade and Maintenance Support					\$74,869		\$74,869
NASG HOLDINGS, INC.	Carbody Glass for Railcars					\$41,110		\$41,110
NATIONAL BUS SALES & LEASING	ADA Compliant Mini-Vans	B24644	6/6/12	6 Months	\$168,955		\$168,955	\$168,955
NATIONAL BUS SALES & LEASING	ADA Compliant Mini-Van	Q28384	11/5/12	6 Months	\$34,566		\$34,566	\$34,566
NATIONAL BUS SALES & LEASING	Mobility Bus Repair Parts					\$106,600		\$106,600
NATIONAL OFFICE FURNITURE, INC.	Furniture for the Integrated Operations Center					\$22,829		\$22,829
NATIONWIDE POWER SOLUTIONS, INC.	Lighting Inverter (Emergency Lighting) UPS					\$41,344		\$41,344
NEOPART, LLC	Various Bus Replacement and Repair Parts					\$100,562		\$100,562
NEOPOST SOUTHEAST	Office Equipment					\$39,497		\$39,497
NEW FLYER INDUSTRIES CANADA, ULC	Various Bus Replacement and Repair Parts					\$1,715,333		\$1,715,333
NEW GEORGIA COLLISION	Body Repairs for Buses					\$76,613		\$76,613
NEW SOUTH - CIRCLE ENTERPRISES A JOINT VENTURE	Solar Canopies at the Laredo Bus Facility	P19232	11/10/10	1 Yr w (4) 1 Yr Opt	\$9,305,557		\$9,150,290	\$199,429
NEWMARK & COMPANY REAL ESTATE, INC.	Financial Analysis for Transit Oriented Development	P26681	5/29/12	6 Weeks	\$75,000		\$75,000	\$50,000
NEXAIR, LLC/SPECIALTY GASES SE, INC.	Gas Cylinders					\$20,274		\$20,274
NOBLE SUPPLY & LOGISTICS	"See Something Say Something" Smartphone Application					\$84,864		\$84,864
NORFOLK SOUTHERN RAILWAY CO.	Land Purchase and Accrued Interest & Rent					\$534,777		\$534,777
NORTH AMERICAN BUS INDUSTRIES, INC.	Various Bus Replacement and Repair Parts					\$187,422		\$187,422
NORTHERN TOOL & EQUIPMENT	Various Tools & Equipment					\$41,981		\$41,981
NORTHERN TRUST COMPANY	Employer Portion of Non-Represented Pension and Other Post Employment Benefits Contribution					\$30,318,717		\$30,318,717
NTT DATA, INC.	Department of Technology Assessment	L29698	4/9/13	6 Weeks	\$99,900		\$99,900	\$66,600
OFFICE DEPOT, INC-FLORIDA	Office Supplies					\$109,188		\$109,188
OFFICE PRODUCTS, INC	Office Furniture					\$47,425		\$47,425
OKONITE COMPANY	Electrical Cable					\$44,907		\$44,907
OMEGA MEDIA GROUP, INC.	Photography and Film Services					\$78,369		\$78,369
OPEN TEXT, INC.	Open Text Software Upgrade	P25966	6/11/12	2 Years	\$219,011		\$208,381	\$116,985
OPEN TEXT, INC.	Software Maintenance and Training	L26798	2/21/13	1 Month	\$16,000		\$16,000	\$16,000
OPEN TEXT, INC.	Software Maintenance and Training					\$30,835		\$30,835
ORACLE AMERICA, INC.	Additional Licenses and Associated Maintenance and Support for Oracle ERP Suite	B16943	4/6/09	4 Years	\$66,120		\$66,120	\$66,120
ORACLE AMERICA, INC.	P27978 - Maintenance Support for Oracle Database, ERP, and ID Management Licenses	P27978	12/21/12	4 Years	\$2,520,000			\$123,438
ORACLE AMERICA, INC.	Software Licenses and Maintenance					\$51,707		\$51,707
ORACLE USA, INC.	Additional Licenses and Associated Maintenance and Support for Oracle ERP Suite	B16943	4/6/09	4 Years	\$1,130,057		\$1,063,936	\$66,120
ORIGINAL 7	Deodorizer for Restrooms					\$40,596		\$40,596
OVERHEAD DOOR CO. OF ATLANTA	Install and Repair Doors at Various Facilities					\$129,416		\$129,416
PACIFIC LIFE AND ANNUITY	Legal Claim Settlement					\$154,402		\$154,402
PAMET SOFTWARE, LLC.	Cad Server Licenses					\$62,760		\$62,760
PARKWAY ONE CAPITAL CITY PLAZA, LLC.	Replacement Parking Fee Regarding Buckhead Station No. Entrance and Pedestrian Bridge					\$30,090		\$30,090
PATRIOT TECHNOLOGIES, INC.	File Integrity Monitoring Software					\$20,718		\$20,718
PEOPLE'S JANITORIAL SUPPLIES	Janitorial Supplies, Cleaners, Deodorizers, Polishing Pads, Gloves, Brooms					\$331,287		\$331,287

Metropolitan Atlanta Rapid Transit Authority  
 Payment And Contracts \$20,000 or More  
 For the Period July 1, 2012 to June 30 2013

NAME	PURPOSE	CONTRACT #	AWARD DATE	TERM	AWARD AMOUNT	PAYMENTS MADE VIA SMALL PURCHASES, PO OR OTHER	TOTAL CONTRACT VALUE PAID TO DATE	TOTAL PAID IN FY 13
PERRY ALEXANDER C/O RUSSELL KEENER ESQ	Legal Claim Settlement					\$117,373		\$117,373
PET SUPPLIES PLUS	Supplies for Canine Program					\$21,158		\$21,158
PETROLEUM TRADERS CORPORATION	Diesel Fuel And Gasoline for Revenue Vehicles	B22757	2/25/11	1 Year	\$10,599,873		\$878,891	\$878,891
PINNACLE SOLUTIONS	Deodorizer for Rest Rooms and Elevators					\$40,960		\$40,960
PINNACLE TOWERS INC.	Rental Of Tower Space For Radio Communications					\$45,046		\$45,046
PITNEY BOWES, INC.	Toner Cartridges and Parts for Fax Machines and Printers					\$108,620		\$108,620
PLANET TECHNOLOGIES	General Consulting and Professional Services - FY 12	B22963	7/1/11	1 Year	\$475,000		\$127,218	\$31,304
PLANET TECHNOLOGIES	General Consulting and Professional Services - FY '13	P24530	7/1/12	1 Year	\$91,728		\$25,116	\$25,116
POLARIS ASSOCIATES, INC.	General Consulting and Professional Services - FY 12	B22963	7/1/11	1 Year	\$4,350,000		\$3,859,877	\$736,131
POLARIS ASSOCIATES, INC.	General Consulting and Professional Services - FY '13	P24530	7/1/12	1 Year	\$4,100,000	\$21,000	\$3,330,229	\$3,351,229
POLARIS LABORATORIES, LLC	Oil and Fuel Analysis Services	Q25049	1/25/12	2 Years	\$62,768		\$54,932	\$37,681
POST GLOVER RESISTORS INC	FREIGHT NOT AUTHORIZED					\$80,090		\$80,090
POWER AND ENERGY SERVICES, INC.	SERVICE CALL ON LAREDO GENERATOR					\$53,808		\$53,808
POWER PRODUCTS UNLIMITED	Batteries for Two Way Radios					\$20,407		\$20,407
PRAGMATEK, LLC	Professional services to perform Siemens 3 training	L28846				\$53,375		\$53,375
PRECISION 2000, INC.	Stonecrest Park N Ride Lot	B21086	6/6/11	150 Days	\$922,000		\$938,788	\$89,818
PRESIDIO NETWORKED SOLUTIONS	Professional Services to Install Dense Wave Division Multiplexing Upgrade	L26008	7/5/12	2 Months	\$36,540		\$36,540	\$36,540
PRESIDIO NETWORKED SOLUTIONS	Additional Equipment for DWDM Upgrade	P25989	6/28/12	30 Days	\$390,097	\$51,675	\$390,097	\$441,772
PREVOST PARTS	Parts for Buses					\$40,787		\$40,787
PROCESS SPECIALTIES, INC.	Parts and Services for CNG Fueling System					\$68,839		\$68,839
PROGRESSIVE SUPPLY	Disposable Coveralls and Other Supplies					\$99,777		\$99,777
PROJECT MANAGEMENT LEADERSHIP GROUP, INC.	Training for Project Managers					\$37,015		\$37,015
PROTRAN1, LLC	ProTracker Train-Mounted Transceiver					\$45,832		\$45,832
PUBLIC FACILITIES & SERVICES	Custodial and Landscape Services					\$35,888		\$35,888
PURSLEY FRIESE TORGRIMSON, LLP	Representation of MARTA in Various Legal Proceedings					\$30,013		\$30,013
PURSLEY LOWERY & MEEKS, LLP	Representation of MARTA in Various Legal Proceedings					\$292,491		\$292,491
QNET INC.	General Consulting and Professional Services - FY 12	B22963	7/1/11	1 Year	\$514,909		\$514,909	\$91,819
QNET INC.	General Consulting and Professional Services - FY '13	P24530	7/1/12	1 Year	\$621,872		\$472,015	\$472,015
QSA GLOBAL, INC.	Open Vision Video X-Ray System for Police Department					\$64,390		\$64,390
QUARA DESIGNS & DEVELOPMENT	Printing and Reproduction Services for the Marketing Department					\$30,012		\$30,012
QUAVATIS JONES C/O L. THOMAS CLEMENTS ESQ	Legal Claim Settlement					\$52,500		\$52,500
RAILQUIP, INC.	Inspection of Rail Lift and Repair Parts					\$69,658		\$69,658
RAILROAD FRICTION PRODUCTS CORP.	Parts for Railcars					\$34,290		\$34,290
RAILX CORP	Parts for Railcars					\$39,168		\$39,168
RAM INDUSTRIAL SERVICES, INC.	AC and DC Traction Motor Overhaul and Repair Services	B11058	9/10/07	2Yrs w 1.5 Yr Opt	\$4,419,132		\$1,195,741	\$503,805
RAM INDUSTRIAL SERVICES, INC.	Small Motor Overhaul and Repair Services	B22518	10/19/11	2 Yrs w 1 Yr Opt	\$397,734		\$178,961	\$149,810
RAM INDUSTRIAL SERVICES, INC.	Small Motor Overhaul and Repair Services	B5467			\$1,254,199		\$1,038,758	\$25,600
RANDOLPH & COMPANY, INC.	West Lake Station Waterproofing and Renovations	B18595	9/19/11	9 Months	\$431,515		\$428,767	\$217,692
RECARO NORTH AMERICA, INC.	Seat Cushions and Other Maintenance Items for Buses					\$48,652		\$48,652
RED THE UNIFORM TAILOR, INC	Employee Uniforms And Work Clothes	B19941	12/1/10	3 Yrs w 1 Yr Opt	\$1,030,440	\$930	\$384,325	\$136,849
REGIONAL LIGHTING, LLC	Ballasts, Lamps and other Parts					\$126,051		\$126,051
RELIABLE HYDRAULICS	Various Equipment and Repairs					\$111,784		\$111,784
RELIABLE TRANSMISSION SERVICE	Transmission Rebuilds					\$142,640		\$142,640
REPRO PRODUCTS INC.	Printer and Supplies					\$37,358		\$37,358
RESOURCE SUPPLY MANAGEMENT	Professional Energy Utilization Consulting Services	L25638	3/14/12	1 Year	\$75,000		\$67,925	\$55,273
RESOURCE SUPPLY MANAGEMENT	Professional Energy Utilization Consulting Services	L29510	4/12/13	1 Year	\$92,400		\$25,245	\$25,245
RESOURCE SUPPLY MANAGEMENT	Professional Energy Utilization Consulting Services	L21637	11/26/10	1 Year	\$94,500		\$94,500	\$4,500

Metropolitan Atlanta Rapid Transit Authority  
Payment And Contracts \$20,000 or More  
For the Period July 1, 2012 to June 30 2013

NAME	PURPOSE	CONTRACT #	AWARD DATE	TERM	AWARD AMOUNT	PAYMENTS MADE VIA SMALL PURCHASES, PO OR OTHER	TOTAL CONTRACT VALUE PAID TO DATE	TOTAL PAID IN FY 13
ROBERT HALF INTERNATIONAL, INC.	Executive Search for the Position of AGM of Finance/CFO	L27459	11/8/12	1 Year	\$82,609		\$61,694	\$61,694
ROGUE ENERGY, LLC	Clean Fuels Lithium Ion Battery Test	P24770	3/12/12	1 Year	\$75,000		\$75,000	\$75,000
ROYAL BRASS & HOSE	Maintenance Parts for Revenue Vehicles					\$24,921		\$24,921
RPM INDUSTRIES	Parts for Bus Maintenance					\$40,242		\$40,242
RS ELECTRONICS	Parts for Rail Cars					\$84,059		\$84,059
RSA SECURITY, LLC	Governance, Risk and Compliance Solutions Software					\$40,625		\$40,625
RSM SERVICES CORPORATION	Service Monitoring Mobile System					\$82,920		\$82,920
RUBIO & SON INTERIORS	Carpentry and Repair Services for MARTA HQ Complex	Q16018	1/9/09	3 Yrs w (2) 1 Yr Opt	\$73,750		\$67,388	\$32,859
RUSH TRUCK CENTERS OF GEORGIA, INC.	Repairs and Parts for Vehicles					\$931,052		\$931,052
RUSSELL G. KEENER, ESQ.	Legal Claim Settlement					\$42,627		\$42,627
RUTH RINGER-RANSOM C/O	Legal Claim Settlement					\$30,027		\$30,027
RYCARS CONSTRUCTION, LLC	Roof Replacement and Rehabilitation MARTA Annex	B23017	1/6/12	6 Months	\$1,100,000		\$871,778	\$100,082
RYCARS CONSTRUCTION, LLC	Roof Replacement and Rehabilitation Arts Center	B22978	6/1/12	1 Year	\$1,586,858		\$1,251,777	\$1,060,586
S & W SERVICES OF ATLANTA	Revenue Vehicle Towing Services	B23559	12/1/11	3 Years	\$351,000	\$12,410	\$202,180	\$146,265
S.G.A.	Traction Rods & Other Railcar Parts					\$24,050		\$24,050
SAE PARTS WAREHOUSE	Repair Parts for Bus Maintenance					\$49,667		\$49,667
SCHALTBAU NORTH AMERICA	Door Switches and Other Parts for Rail Cars					\$162,408		\$162,408
SCHINDLER ELEVATOR CORPORATION	Escalator Rehab	B5343	11/1/07	3 Yrs w (2) 1 Yr Opt	\$18,689,874		\$18,401,146	\$3,598,177
SCHINDLER ELEVATOR CORPORATION	Escalator & Elevator Rehabilitation & Maintenance Services	B19655	8/16/10	3 Yrs w (2) 1 Yr Opt	\$26,929,666		\$13,026,557	\$5,259,356
SCHINDLER ELEVATOR CORPORATION	Fire Inspection for Elevator/Escalator	L28514	2/1/13	1 Year	\$99,000		\$41,816	\$41,817
SCHINDLER ELEVATOR CORPORATION	Escalator & Elevator Rehabilitation & Maintenance Services					\$11,416		\$11,416
SCIENCE APPLICATIONS INTERNATIONAL CORPORATION	Continuity of Operations Plan (COOP) Training and Exercise Program	P25927	7/11/12	3 Years	\$1,950,916		\$673,706	\$673,706
SCOTT, DR. BEVERLY A.	Employment Contract Annuity					\$125,000		\$125,000
SECOVA, INC.	On-Line Benefits Administration and Enrollment Services	P15098	10/1/09	3 Yrs w (2) 1 Yr Opt	\$1,012,690		\$771,095	\$204,368
SHADONNA OUTLAW C/O GERRI PHILLIPS, ESQ	Legal Claim Settlement					\$37,173		\$37,173
SHARED SOLUTIONS AND SERVICES, INC.	Telephony Management System	P27530	9/5/12	90 Days	\$9,614		\$8,582	\$8,582
SHARED SOLUTIONS AND SERVICES, INC.	Maintenance Agreement for the Nortel PBX Telephony	P27440	6/13/12	1 Year	\$60,678		\$60,678	\$60,678
SHARED SOLUTIONS AND SERVICES, INC.	Call Pilot Upgrade Telephone Sustainability Program	P2636	6/12/12	2 Days	\$49,870		\$49,870	\$49,870
SHARED SOLUTIONS AND SERVICES, INC.	Conference Bridge Upgrade	P27462			\$88,890		\$88,890	\$88,890
SHARED SOLUTIONS AND SERVICES, INC.	PBX Maintenance Support	L24070	7/14/11	1 Year	\$57,789		\$57,785	\$4,816
SHARED SOLUTIONS AND SERVICES, INC.	Support Services for PBX Hardware and Software Upgrades					\$88,436		\$88,436
SHARON GREEN AND ASSOCIATES	Planning Services for Transit Planning Board and Atlanta Streetcar Project	L24271	8/10/11	1 Year	\$150,000		\$26,922	\$26,922
SHI INTERNATIONAL CORP.	Software Licensing and Support					\$145,642		\$145,642
SHONDRA HOLTZCLAW C/O MICHAEL SMITH, PC	Legal Claim Settlement					\$30,000		\$30,000
SIEMENS ENERGY, INC	Siemens Surge Arrestor					\$77,265		\$77,265
SIEMENS INDUSTRY, INC.	Parking Deck Communications Upgrade	L25854	5/30/12	60 Days	\$74,780		\$74,780	\$74,780
SIEMENS INDUSTRY, INC.	Parking Deck Communications Upgrade & Apogee Insight Workstation	P24762	3/6/12	1 Yr w (2) 1 Yr Opt	\$39,602		\$32,120	\$32,120
SIEMENS INDUSTRY, INC.	Parking Deck Communications Upgrade & Apogee Insight Workstation					\$21,000		\$21,000
SIEMENS TRANSPORTATION SYSTEMS	Traction Power Substations for the Atlanta Streetcar	P23739	8/15/11	1 Year	\$2,458,492		\$1,728,080	\$1,463,656
SIEMENS TRANSPORTATION SYSTEMS	Atlanta Street Car Project, Cars #1, #2, #3, and #4	P22944	5/11/11	1.5 Years	\$18,810,000		\$16,517,821	\$11,193,046
SIMMONS MACHINE TOOL CORP	Repairs for Wheel Truing Machine					\$57,578		\$57,578
SIMPLEX GRINNELL	Water Based Fire Protection Systems Inspection, Maintenance and Testing Services	B20730	7/1/11	1 Yr w (3) 1 Yr Opt	\$108,429		\$30,927	\$22,703

Metropolitan Atlanta Rapid Transit Authority  
 Payment And Contracts \$20,000 or More  
 For the Period July 1, 2012 to June 30 2013

NAME	PURPOSE	CONTRACT #	AWARD DATE	TERM	AWARD AMOUNT	PAYMENTS MADE VIA SMALL PURCHASES, PO OR OTHER	TOTAL CONTRACT VALUE PAID TO DATE	TOTAL PAID IN FY 13
SIMPLEX GRINNELL	Preventive Maintenance and Repair Services for Bus Fire Suppression and Gas Detection System	B18678	6/14/12	3 Yrs w (2) 1 Yr Opt	\$573,345		\$440,383	\$170,548
SIMPLEX GRINNELL	Maintain and Repair Sprinkler Fire Suppression and Gas Detection System	Q24982	2/1/12	3 Yrs w (2) 1 Yr Opt	\$21,150		\$7,414	\$6,536
SIMPLEX GRINNELL	Maintain and Repair Sprinkler Fire Suppression and Gas Detection System					\$63,224		\$63,224
SMART INSIGHTS GROUP, LLC	Auditing Services					\$63,439		\$63,439
SMYRNA POLICE DIST	Firearms for Police Department					\$47,350		\$47,350
SNAP-ON TOOLS CORPORATION	Various Tools & Equipment					\$66,932		\$66,932
SNAPPER IND PRODUCTS INC	Various Tools and Equipment					\$106,957		\$106,957
SOUTHERN METALCRAFT, INC.	Parts for Rail Cars					\$116,901		\$116,901
SPERRY RAIL SERVICE	Ultrasonic Testing Services for Running Rail	B25689	6/11/12	3 Yrs w (2) 1 Yr Opt	\$348,156		\$56,320	\$56,320
SPRINT/NEXTEL	Cellular Phone Service					\$73,189		\$73,189
SPRINT/NEXTEL	Authority Wide Communications Device Contract	B22688	6/6/11	2 Years	\$507,328		\$469,291	\$169,112
STAG ENTERPRISE, INC.	Work Gloves and Other Supplies					\$37,913		\$37,913
STANLEY SECURITY SOLUTIONS, INC.	Door Locks and Other Repair Parts					\$73,651		\$73,651
STAPLES BUSINESS ADVANTAGE	Office Supplies					\$27,079		\$27,079
STATE BOARD WORKMANS'COMP	Fiscal Year 2013 Annual Assessment					\$86,377		\$86,377
STATE ROAD & TOLLWAY AUTHORITY	Georgia 400 Toll Fees					\$25,596		\$25,596
STEPHENS, TONYA C/O JACK O. MORSE	Legal Claim Settlement					\$35,600		\$35,600
STONE MNT. TURF & SHRUB CARE	Landscape Services	B10617	10/1/07	2 Yrs w (3) 1 Yr Opt	\$1,504,877		\$1,363,677	\$106,396
STORAGE ENGINE, INC.	General Consulting and Professional Services - FY 12	B22963	7/1/11	1 Year	\$500,000		\$409,877	\$49,765
STORAGE ENGINE, INC.	General Consulting and Professional Services - FY '13	P24530	7/1/12	1 Year	\$304,907		\$205,232	\$205,232
STORAGE ENGINE, INC.	Maintenance Support for Storage Engine Network Hardware and Software	B24057	9/19/11	3Years	\$736,061		\$543,030	\$294,892
STORM COPPER COMPONENTS	Parts for Rail Cars					\$42,693		\$42,693
STRAIGHT-LINE STRIPING, INC	Striping of Candler Park & Medical Center Station Parking Lot					\$34,994		\$34,994
STS,LLC	Utility Location Service					\$180,103		\$180,103
SUMMERS ROOFING CO., INC.	Roof Repairs at Various MARTA Facilities					\$87,739		\$87,739
SUPERIOR FIBERGLASS	Supplies for Railcars					\$28,116		\$28,116
SYMANTEC CORPORATION	Software Support					\$34,984		\$34,984
SYSTRA CONSULTING, INC.	RAILSIM Software Procurement	L24829	10/11/11	6 Months	\$55,862		\$55,862	\$55,862
T. S. WILLIAMS AND ASSOCIATES. INC	Battery Chargers					\$35,491		\$35,491
TA SERVICES GROUP, LLC	Lighting Control Upgrades	B20973	8/3/11	9 Months	\$1,233,343		\$1,114,420	\$1,078,141
TECHAWK	Gamma-Neutron Radiation Detector					\$50,087		\$50,087
TECHNICAL MAINTENANCE INC.	Calibration Services	Q21496	11/11/10	2Years	\$91,532		\$72,845	\$40,150
TECHNICAL MAINTENANCE INC.	Calibration Services	Q27188	11/1/12	1 Year	\$53,191		\$4,385	\$4,385
TELMAR NETWORK TECHNOLOGY	Software Maintenance					\$61,830		\$61,830
TENET HEALTH SYSTEM	Legal Claim Settlement					\$35,885		\$35,885
TENNANT	Parts & Repair of Sweepers					\$21,455		\$21,455
TETRA TECH NUS, INC.	Hamilton Groundwater Remediation System	B21389	2/28/11	1 Year	\$393,050		\$332,130	\$276,597
THE HOME DEPOT	Maintenance and Repair Materials					\$279,633		\$279,633
THE HON COMPANY	Furniture for Various Facilities	P27913	12/24/12	2 Months	\$137,959		\$136,896	\$136,896
THE HON COMPANY	Furniture for Various Facilities					\$16,047		\$16,047
THE R.B. ROBINSON COMPANY, LLC	Professional Services to Provide State Legislative Initiatives	L28432	10/31/12	5 Months	\$22,500		\$22,500	\$22,500
THE SEGAL COMPANY (EASTERN STATES), INC.	Consulting Services for Medical and Pension Plans	P27333	7/16/12	5 Years	\$569,300		\$156,500	\$156,500
THERMO KING ATLANTA, INC.	Repair Parts for Buses					\$363,221		\$363,221

Metropolitan Atlanta Rapid Transit Authority  
Payment And Contracts \$20,000 or More  
For the Period July 1, 2012 to June 30 2013

NAME	PURPOSE	CONTRACT #	AWARD DATE	TERM	AWARD AMOUNT	PAYMENTS MADE VIA SMALL PURCHASES, PO OR OTHER	TOTAL CONTRACT VALUE PAID TO DATE	TOTAL PAID IN FY 13
THOMAS KENNEDY SAMPSON & TOMPKINS LLC	Representation of MARTA in Various Legal Proceedings					\$587,043		\$587,043
THOMCO SPECIALTY PRODUCTS	Reflective Vinyl and Other Supplies for Bus Maintenance					\$21,396		\$21,396
TIGHTCO INC.	Repair Parts for Buses					\$21,773		\$21,773
TONYA HARRIS FOR SONYA MASON & THE LAW OFFICES OF DARYL VON YOKELY	Legal Claim Settlement					\$158,283		\$158,283
TRACY GIVENS C/O KENDALL BEXLEY ESQ	Legal Claim Settlement					\$57,500		\$57,500
TRANE U.S. INC.	HVAC Equipment and Repair Parts					\$50,672		\$50,672
TRANSCORE HOLDINGS, LLC	Circuit Boards for Railcars					\$89,546		\$89,546
TRANSIT POWER, INC.	Lithium ION Battery Technology Test	P26064	7/9/12	1 Year	\$75,000		\$75,000	\$75,000
TRANSITAIR SYSTEMS, LLC	Parts for Rail Cars					\$79,868		\$79,868
TRANSPORTATION RESOURCE ASSOCIATES, INC.	Management Assessment of MARTA Police Department	L29731	2/18/13	1 Year	\$96,813		\$55,275	\$55,275
TRANSTECHNIK CORP USA	Various Parts for Rail Cars					\$105,921		\$105,921
TRANSYSTEMS CORP	Consultant Services for MARTA Fare Elasticity Model	L2718	7/13/12	3 Months	\$28,165		\$27,752	\$27,752
TRAPEZE SOFTWARE GROUP, INC.	Hardware and software Maintenance agreement for Bus Radio/AVL System	B20236	7/1/10	5 Years	\$5,125,989		\$2,872,687	\$990,064
TRAPEZE SOFTWARE GROUP, INC.	Trapeze Full Suite Upgrade	P25121	6/29/12	1Year	\$1,007,346		\$117,273	\$117,273
TRAPEZE SOFTWARE GROUP, INC.	FA Suites Enterprise Management System	P24996	2/1/12	1Year	\$492,753		\$232,664	\$160,078
TRAPEZE SOFTWARE GROUP, INC.	Trapeze Software Licenses and Hardware & Software Maintenance					\$279,199		\$279,199
TRINITY LANDSCAPE & DESIGN, LL	Landscape Services	B10617	10/1/07	2 Yrs w (3) 1 Yr Opt	\$534,250		\$479,854	\$39,583
TRUCKPRO, INC	Brake Linings for Buses					\$20,495		\$20,495
TRUMAN ARNOLD COMPANIES	Unleaded Gasoline	B26313	5/10/12	1 Year	\$1,569,210		\$1,149,896	\$1,149,896
TURBO POWER SYSTEMS, LTD	Parts for Rail Cars					\$54,996		\$54,996
TWINCO MFG. CO., INC.	Twinco PS-1 Automatic Train Stop					\$90,960		\$90,960
U S POSTAL SERVICE	Postage					\$64,624		\$64,624
U.S. MECHANICAL, LLC	Replacement of Domestic Water Storage Tank and Water Heaters	Q27708	8/21/12	4 Months	\$65,720		\$65,720	\$65,720
U.S. MECHANICAL, LLC	Facilities Repair Services					\$114,110		\$114,110
U.S. MECHANICAL, LLC	Replace Chill Pumps	Q28130	12/21/12	30 Days	\$21,397		\$21,397	\$21,397
UNDREA ARMOUR C/O JAMES TIMMONS,ESQ	Legal Claim Settlement					\$28,798		\$28,798
UNIFIED RUBBER CORP	Parts for Rail Cars					\$93,055		\$93,055
UNITED RENTALS AERIAL EQUIPMENT	Purchase and Repair Lifts					\$80,132		\$80,132
UNITED TRANSMISSION SERVICE	Services for Bus Maintenance					\$31,900		\$31,900
UNIVERSITY OF GEORGIA	MARTA Economic Impact Study & Course Fees					\$74,900		\$74,900
URS CORPORATION	Environmental Engineering Consulting Services	B17024	1/27/10	5 Years	\$14,000,000		\$8,416,439	\$2,242,861
URS ENERGY & CONSTRUCTION, INC.	Atlanta Streetcar Project	P21954	3/4/12	2 Years	\$55,991,601		\$17,529,706	\$11,024,424
USIS, INC. DBA AMERISYS	Worker's Compensation Managed Care					\$305,476		\$305,476
USSC GROUP, INC.	Retractor Seatbelts & Cushion Seats for Buses					\$21,037		\$21,037
UTC RAIL & AIR SOURCES, INC.	Overhaul and Repair of Rail Car AC Wheelsets	B13824		2 Yrs w 1 Yr Opt	\$9,670,375		\$3,962,628	\$803,532
UTILITIES PROTECTION CENTER	Membership Fees for Wayside Maintenance					\$29,166		\$29,166
VALENCIA RAMSEY C/O	Legal Claim Settlement					\$36,000		\$36,000
VAPOR STONE RAIL SYSTEMS	Replacement/Repair Parts for Rail Cars					\$842,117		\$842,117
VECTOR RESOURCES, INC.	Video Analytics Software and Maintenance	P29728	5/13/13	4 Months	\$2,538,039		\$2,538,039	\$2,538,039
VEOLIA TRANSPORTATION MAINTENANCE AND INFRASTRUCTURE, INC.	Running Rail and Switch Tie Replacement	B12221	8/4/10	5 Years	\$13,927,777		\$9,129,701	\$2,706,179
VOLKERT, INC.	Structural Inspection Engineering Services					\$160,202		\$160,202
VOSS ELECTRIC CO. DBA VOSS LIGHTING	Lamps and Ballasts					\$66,755		\$66,755
VSC FIRE & SECURITY, INC.	Repair Services for Radio Maintenance					\$22,365		\$22,365
VULCANITE AUSTRALIA	Parts for Rail Cars					\$40,000		\$40,000
W T STANDARD AND ASSOCIATES	Services for Bus Maintenance					\$21,603		\$21,603

Metropolitan Atlanta Rapid Transit Authority  
 Payment And Contracts \$20,000 or More  
 For the Period July 1, 2012 to June 30 2013

NAME	PURPOSE	CONTRACT #	AWARD DATE	TERM	AWARD AMOUNT	PAYMENTS MADE VIA SMALL PURCHASES, PO OR OTHER	TOTAL CONTRACT VALUE PAID TO DATE	TOTAL PAID IN FY 13
W. W. WILLIAMS SE, INC.	John Deere Engine Exchange Program	B24036	7/13/12	2 Years	\$2,772,576		\$2,515,856	\$1,700,420
W. W. WILLIAMS SE, INC.	Parts and Repairs for Buses					\$87,760		\$87,760
WABCO TRANSIT	Specialized Rail Car Repair/Replacement Parts					\$1,602,672		\$1,602,672
WABE 90.1 FM PUBLIC BRDCSTING	Advertisements					\$23,073		\$23,073
WADE FORD	Maintenance and Repair of Vehicles					\$157,913		\$157,913
WELLS FARGO BANK, N.A.	Represented Pension Employer Contribution					\$7,530,692		\$7,530,692
WEST CHATHAM WARNING DEVICES, INC.	Equipment for Vehicles					\$33,282		\$33,282
WEST INFORMATION PUBLISHING	Legal Library Update Service					\$44,731		\$44,731
WESTERN SIERRAS, INC.	Rail Contact Clamps					\$41,114		\$41,114
WG SOURCING, INC.	Parts for Rail Cars					\$100,913		\$100,913
WHITE ELECTRICAL CONSTRUCTION COMPANY	Auxiliary Power/MCC Replacement Project					\$77,837		\$77,837
WHOLESALE INDUSTRIAL ELECTRONI	Various Inventory Repair Parts					\$428,113		\$428,113
WILLIAMS DETROIT DIESELALLISO	Bus Engines, Transmissions & Various Maintenance and Repair Parts					\$2,910,338		\$2,910,338
WILMINGTON TRUST COMPANY	Fees Pursuant to Financial Lease Arrangements					\$28,750		\$28,750
WM LAMPTRACKER, INC.	Lamp Recycling Containers					\$28,862		\$28,862
WRIGHT EXPRESS FINANCIAL SVC.	Gasoline For Service Vehicles					\$221,779		\$221,779
WSB AM 750	Advertisements					\$27,795		\$27,795
WSTR-FM 94.1	Advertisements					\$28,705		\$28,705
XEROX AUDIO VISUAL SOLUTIONS, INC.	Monopad and Accessories					\$31,888		\$31,888
XEROX OMNIFAX	Lease/Maintenance of Digital Printing Equipment	L21024	2/16/10	5 Years	\$98,404			\$16,285
XEROX OMNIFAX	Printing Paper	B24154	8/8/11	2 Years	\$10,715		\$10,715	\$8,427
XEROX OMNIFAX	Lease and Maintenance of Office Equipment	B10084	1/8/07	5 Years	\$1,293,450		\$1,013,284	\$16,621
XEROX OMNIFAX	Lease and Maintenance of Office Equipment					\$862		\$862
XL INSURANCE BERMUDA LTD	Insurance Services					\$161,623		\$161,623
XL INSURANCE COMPANY LIMITED	Insurance Services					\$285,213		\$285,213
XPEDX ATLANTA	Hydro knit Towels					\$28,256		\$28,256
YANCEY BROS, CO.	Bus Transmissions					\$47,503		\$47,503
ZAYO FIBER SOLUTIONS, LLC.	Fiber Optic Lease	P4955	8/8/05	30 Years	\$2,510,613		\$282,378	\$135,390

Contract # Legend
B - Invitation for Bid
P - Request for Proposal
Q - Simplified Acquisition
L - Letter of Agreement
AE- Architect/Engineer Contract

Vendor Legend
Shaded Indicates Consultant

**Board Fees**

# **METROPOLITAN ATLANTA RAPID TRANSIT AUTHORITY**

## **BOARD OF DIRECTORS' FEES**

This report lists the total fees paid during the fiscal year to each member of the MARTA Board of Directors for their service on the Board. The report does not include travel or conference expenses.



**METROPOLITAN ATLANTA RAPID TRANSIT AUTHORITY**  
**Board of Directors Fees**  
**Paid For the Period July 1, 2012 through June 30, 2013**

<b>DIRECTOR</b>	<b>Total Fees</b>
Abernathy, Juanita Jones	2,625.00
Ashe III, Robert L.	2,730.00
Buckley Sr., Harold	4,830.00
Butler, Wendy	2,205.00
Daniels Jr., Frederick (Chairman)	16,695.00
Durrett, Jim	3,360.00
Edmond, Roderick E.	2,520.00
Ellison-Southall, Noni	1,890.00
Kaufman, Barbara Babbit	4,200.00
Orkin, Adam D.	1,575.00



# **METROPOLITAN ATLANTA RAPID TRANSIT AUTHORITY**

## **BOARD OF DIRECTORS' TRAVEL**

The following report is a detailed listing of Board of Directors' travel for fiscal year 2013.

## FY13 Summary of MARTA Board Travel Expenses

NAME	Description & Date	Amount	Purpose & Detail
Abernathy, Juanita Jones	APTA 2012 Transit Board Member & Board Support Seminar, Atlanta, GA - July 21 - 24, 2012	\$753.09	This seminar focused on strengthening leadership skills and professional development opportunities, educational resources and peer exchange.
Buckley, Sr., Harold	APTA 2012 Transit Board Member & Board Support Seminar, Atlanta, GA - July 21 - 24, 2012	\$799.82	This seminar focused on strengthening leadership skills and professional development opportunities, educational resources and peer exchange.
Buckley, Sr., Harold	APTA 2012 Annual Meeting, Seattle, WA, September 30 - October 3, 2012	\$2,461.75	The Annual Meeting brings together transit professionals from throughout the United States and abroad. The conference provides a great opportunity to learn and network. Conference highlights included Transit Asset Management Recommended Practices; MAP-21-Getting to Know the New Federal Authorizing Law; Creative Ridership Initiatives; Advances in Serving Older Adults & People With Disabilities; Best Practices in On-Track Safety Programs; Forging Transit/Bicycle Partnerships; Executive Suite: The Journey.
Butler, Wendy	APTA 2012 Transit Board Member & Board Support Seminar, Atlanta, GA - July 21 - 24, 2012	\$730.40	This seminar focused on strengthening leadership skills and professional development opportunities, educational resources and peer exchange.

## FY13 Summary of MARTA Board Travel Expenses

Butler, Wendy	APTA 2012 Annual Meeting, Seattle, WA, September 30 - October 3, 2012	\$2,508.27	The Annual Meeting brings together transit professionals from throughout the United States and abroad. The conference provides a great opportunity to learn and network. Conference highlights included Transit Asset Management Recommended Practices; MAP-21-Getting to Know the New Federal Authorizing Law; Creative Ridership Initiatives; Advances in Serving Older Adults & People With Disabilities; Best Practices in On-Track Safety Programs; Forging Transit/Bicycle Partnerships; Executive Suite: The Journey.
Butler, Wendy	APTA 2013 Legislative Conference, Washington, DC, March 10 - 12, 2013	\$2,370.92	Transits across the country convene in Washington to "Walk the Hill" to hear directly from congressional staff and Legislators on how they are working to address issues facing public transportation. This conference provides the opportunity to meet lawmakers to hear the most up-to-date information on the DC political scene and obtain insight on how legislation will affect your home state. Important talks were held regarding MAP-21 initiatives.
Daniels, Jr., Frederick L.	APTA 2012 Transit Board Member & Board Support Seminar, Atlanta, GA - July 21 - 24, 2012	\$1,404.47	This seminar focused on strengthening leadership skills and professional development opportunities, educational resources and peer exchange.
Daniels, Jr., Frederick L.	APTA 2012 Annual Meeting, Seattle, WA, September 30 - October 3, 2012	\$3,613.80	The Annual Meeting brings together transit professionals from throughout the United States and abroad. The conference provides a great opportunity to learn and network. Conference highlights included Transit Asset Management Recommended Practices; MAP-21-Getting to Know the New Federal Authorizing Law; Creative Ridership Initiatives; Advances in Serving Older Adults & People With Disabilities; Best Practices in On-Track Safety Programs; Forging Transit/Bicycle Partnerships; Executive Suite: The Journey.

## FY13 Summary of MARTA Board Travel Expenses

Daniels, Jr., Frederick L.	APTA 2013 Legislative Conference, Washington, DC, March 10 - 12, 2013	\$2,818.27	Transits across the country convene in Washington to "Walk the Hill" to hear directly from congressional staff and Legislators on how they are working to address issues facing public transportation. This conference provides the opportunity to meet lawmakers to hear the most up-to-date information on the DC political scene and obtain insight on how legislation will affect your home state. Important talks were held regarding MAP-21 initiatives.
Daniels, Jr., Frederick L.	LINK (Leadership, Involvement, Networking & Knowledge) - Greater Houston, TX - May 15 - May 18, 2013	\$2,870.36	Mr. Daniels represented MARTA at the 2013 LINK conference. Houston was chosen for this year's study because even during the recent economic downturn Houston remained largely on track, gaining almost 175,000 new jobs; the city has more than 160 biotechnology companies and academic partnerships and over 75 cutting edge hospitals and health clinics. It has been dubbed 'Top Metro' in the US for 2012 corporate relocations; with a diverse and growing international community the city has a population of 2.1 million people within a land area of 634 square miles. Houston is an energy hub and has become the distribution and logistics choice for a growing number of companies. The Houston ship channel is the 3rd largest in the world.
Durrett, Jim	APTA 2012 Transit Board Member & Board Support Seminar, Atlanta, GA - July 21 - 24, 2012	\$733.60	This seminar focused on strengthening leadership skills and professional development opportunities, educational resources and peer exchange.

## FY13 Summary of MARTA Board Travel Expenses

Durrett, Jim	APTA 2013 Legislative Conference, Washington, DC, March 10 - 12, 2013	\$1,521.80	Transits across the country convene in Washington to "Walk the Hill" to hear directly from congressional staff and Legislators on how they are working to address issues facing public transportation. This conference provides the opportunity to meet lawmakers to hear the most up-to-date information on the DC political scene and obtain insight on how legislation will affect your home state. Important talks were held regarding MAP-21 initiatives.
Edmond, Roderick E.	APTA 2012 Transit Board Member & Board Support Seminar, Atlanta, GA - July 21 - 24, 2012	\$745.00	This seminar focused on strengthening leadership skills and professional development opportunities, educational resources and peer exchange.
Ellison-Southall, Noni	APTA 2012 Transit Board Member & Board Support Seminar, Atlanta, GA - July 21 - 24, 2012	\$731.57	This seminar focused on strengthening leadership skills and professional development opportunities, educational resources and peer exchange.
Ellison-Southall, Noni	APTA 2013 Legislative Conference, Washington, DC, March 10 - 12, 2013	\$2,097.49	Transits across the country convene in Washington to "Walk the Hill" to hear directly from congressional staff and Legislators on how they are working to address issues facing public transportation. This conference provides the opportunity to meet lawmakers to hear the most up-to-date information on the DC political scene and obtain insight on how legislation will affect your home state. Important talks were held regarding MAP-21 initiatives.
Kaufman, Barbara	APTA 2012 Transit Board Member & Board Support Seminar, Atlanta, GA - July 21 - 24, 2012	\$755.72	This seminar focused on strengthening leadership skills and professional development opportunities, educational resources and peer exchange.
Kaufman, Barbara	NAIC Event - Washington, DC - July 30 - 31, 2012	\$1,410.15	Dr. Scott's appointment by President Obama (NAIC)





# **METROPOLITAN ATLANTA RAPID TRANSIT AUTHORITY**

## **EMPLOYEE TRAVEL EXPENSES**

This report section details non-local travel by MARTA employees during the fiscal year for which all or some MARTA funds were utilized. Where applicable, travel expenses reimbursed by specific grants or external agencies (such as the USDOT Transportation Research Board) are noted, along with specific information regarding the employees' name, purpose of trip and expenses incurred.

FY13 Summary of MARTA Staff Travel					
NAME	Cost Center	Description & Date	Amount	Purpose & Detail	Code
Adams, Gregory	15553	Mobility Pre-Production Meeting - Buffalo, NY - Jun 3-6, 2013	\$ 1,014.27	Attended Mobility Pre-Production meeting to perform pro type bus inspection	CP
Andrade, Roven	15230	ASIS Security Conf. - Philadelphia, PA - Sept 9-12, 2012	\$ 1,164.82	Annual Security conference to assist with Future Homeland security efforts within MARTA. Conducted by ASIS International, based in Virginia certifies and trains Security personnel for the Global security effort	OC
Armour, Michael	10310	Trapeze User Conf. for TransitMaster - Carlsbad, CA - Apr 13-18, 2013	\$ 2,657.55	Trapeze User Conference is hosted each year that brings together the entire community of	TC
Arrietta, Carlos	19210	For Bragg/Camp LeJeune Job Fair - Fayetteville, NC - July 17-19, 2012	\$ 373.84	Participated in recruitment fair to recruit MARTA Police Officers	MI
Auty, Warren	15230	North Springs TCFU Factory Acceptance Tests - Rochester, NY - Jun 9-14, 2013	\$ 1,669.60	Train Control and SCADA Systems Upgrade project will acquire technology components to implement an upgrade to the current train control system. To ensure the vendor (Alstom) meets the Contract Factory Acceptance Test requirements, the TCSU project team will participate with the Alstom Factory team to witness the North Springs MARTA station inspections and tests.	CP
Bailey, Bill	14820	Public Finance Training Course by PFM - Philadelphia, PA - Oct 21-26, 2012	\$ 1,685.20	This is a free seminar on the Fundamentals of Public Finance held at our financial advisors headquarters in Philadelphia, PA. It covers Finance Basics (TVM, Yield Curve, Forward Rates), Bond Math, IRS Regulations, Tax Overview (size, Debt Structure, Bond structure, yield), Bond Refundings, Legislative Updates, Economic Updates, Multi-year planning, Strategic Forecasting, Asset Management and Pricing.	TR
Baksh, Farouk	10210	Gartner Leadership Academy - Miami, FL - Jan 27-Feb 2, 2013	\$ 5,120.28	Gartner CIO Leadership Forum is an executive-only program for exploring critical business,	TR
Banks, Cecil	14730	Georgia Records Association Spring Conference - Athens, GA - Jun 13-16, 2013	\$ 843.30	Annual Records Management conference. Classes for government agencies promoting good	TR
Battle, Rosalind N.	12130	Institute of Internal Audit - Chicago, IL - Jun 6-8, 2012	\$ 2,604.57	To attend Internal Audit seminar	TR
Baugh, Johnny	18970	Factory Witness of ICO UPS - Costa Mesa, CA - Sept 18-20, 2012	\$ 1,547.96	Conducted Factory Acceptance Testing of the UPS systems for the New IOC	CP
Beasley, Cynthia	14310	GFOA Annual Conf. - San Francisco, CA - Jun 1-6, 2013	\$ 3,174.70	Allowed MARTA to strengthen its finance related skills and keep abreast of updates and	OC
Bell, Audra	19210	Attend the CJIS Training - Savannah, GA - Aug 27-30, 2012	\$ 656.05	To attend the annual Criminal Justice Training Symposium	TR
Belliakov, Mikhail	10310	Trapeze User Conf. - San Antonio, TX - Apr 14-18, 2013	\$ 2,537.20	Trapeze User Conference is hosted each year that brings together the entire community of Trapeze software experts and train on new innovations.	TC
Bethea, Sandra	19210	FEMA National Preparedness Symposium, Washington, DC - Aug 6-10, 2012	\$ 1,583.70	Grant Funded - To attend the (FEMA) Federal Emergency Management Association National Preparedness Symposium	OC
Bethea, Sandra	19210	National Homeland Security - Los Angeles, CA - Jun 3-9, 2013	\$ 1,878.14	Grant Funded - To attend the National Homeland Security Conference	OC
Bethune, Damion	10310	Trapeze User Conf. Carlsbad, CA - Apr 14-18, 2013	\$ 2,537.20	Trapeze User Conference is hosted each year that brings together the entire community of Trapeze software experts and train on new innovations.	TC
Bibbs, Solomon	15553	Mobility Pre-Production Meeting - Buffalo, NY - Jun 3-6, 2013	\$ 1,014.27	Inspection of 1st Pro-type Mobility Bus - Capital Project #31887	CP
Birchett, Daniel	18660	Attend the CIS Training - Baltimore, MD - Aug 23-24, 2012	\$ 750.39	Preparation for Certified Document Technologist (CDT) exam	MI
Biscoe, James A.	16610	2013 Georgia Labor Management Conf - Savannah, GA - Jun 18-21, 2013	\$ 1,174.91	As the Manager of Labor Relations, the purpose of attending the conference was to participate in the discussions that brought together labor and management leaders in an informal atmosphere to discuss important issues impacting today's changing workplace environment.	OC
Blaker, Boris	18650	Engineering Seminar - New York, NY - Feb 27 - Mar 1, 2013	\$ 1,869.24	Training for Structural Foundation Design	TR
Boone, Charles	16730	Principles of Transit Management - Albany, NY - Apr 22-25, 2013	\$ 1,691.62	The Public Transit Training Institute conducts a 3-day intensive course designed to break down transit management responsibilities into manageable segments. Mr. Boone's safety officer position requires him to perform safety critical functions by addressing safety and accident prevention.	CP
Boone, Charles	16730	TSI Supervisor Certification Course - Birmingham, AL - Jun 17-22, 2012	\$ 1,076.80	The Transit Safety Institute Supervisor Certification course provides professional training to better ensure that safety management employees operate with high standards of safety while contributing toward a system of greater mobility for the Authority. Mr. Boone's safety officer position requires him to perform safety critical functions by addressing safety and accident prevention.	TR
Brown, Joyce	11710	CUTC National Transportation Workforce Conf. - Washington, DC - Apr 23-26, 2012	\$ 1,802.40	Participated as a Transit Research Cooperative Boards Title VI panel member as MARTA's subject matter expert.	TC
Brown, Joyce	11710	ENO Mid - Manager Seminar - Pittsburgh, PA - Oct 14-19, 2012	\$ 4,800.50	Selected for National Leadership Development Program. Participated in professional seminars/training classes as it related to the transit industry.	TR
Brown, Priscilla	14710	7th Annual FTA D & A Conf. Miami, FL - April 9-12, 2012	\$ 1,176.10	The FTA National two day conference was attended to ensure that MARTA has a compliant FTA D & A program. Conference involved courses/training and panel discussion regarding	TR
Brown, Priscilla	14710	FTA 8th Annual Conf. Phoenix, AZ - Apr 9-11, 2013	\$ 823.28	The FTA National two day conference was attended to ensure that MARTA has a compliant FTA D & A program. Conference involved courses/training and panel discussion regarding	TR
Bryan, Anton	15511	Mobility Pre-Production Meeting - Buffalo, NY - Mar 18-21, 2013	\$ 1,387.17	Pre-production meeting to go over contract specifications for the build of the Mobility Buses - Capital Project #31887	CP
Bryant, Anton	15511	Bus Pre - Production Meeting in Grand Forks, ND & Winnipeg, Canada - May 7-10, 2013	\$ 1,328.40	Pre-production meeting to go over contact specifications for the build of the Transit Buses	CP
Bryant, Timothy	15230	Factory Acceptance Testing - Rochester, NY - Nov 11-18, 2012	\$ 1,472.32	Train Control and SCADA Systems Upgrade project will acquire technology components to	CP
Butler, Mary	19210	Dispatcher FTO Program - Jacksonville, FL - Feb 4-6, 2013	\$ 1,268.94	To attend the Institute of Police Technology and Management (IPTM) Dispatcher Field Training Officer (FTO) Program	TR
Campbell, Arnold	10420	Zenitel Equipment Training - Kansas City, MO - Dec 3-8, 2012	\$ 2,098.18	Obtaining essential knowledge for Parking Deck Call Boxes Upgrade.	TR
Cardin, Charles	18650	World of Concrete Conf. - Paradise, NV - Feb 2-8, 2013	\$ 1,222.70	Training Seminar for Concrete Design and Products	TR
Carvana, Timothy	16730	Professional Development - Roanoke, VA - Mar 25-29, 2012	\$ 3,493.42	FTA sponsored EMS training towards the development and implementation of International	TR
Cervantes, Ericka	10310	Oracle Training - Denver, CO - Apr 6-12, 2013	\$ 3,719.16	Obtaining essential knowledge for Oracle Applications Upgrade.	TR
Chapman, Binta	19210	Presidential Inauguration - Washington DC - Jan 19-22, 2013	\$ 248.50	To provide security detail for the Presidential Inauguration (Reimbursed by WMATA)	MI
Chavez, Francisco	16580	Final Walkthrough for Light Rail Vehicles - Sacramento, CA - Jan 28-30, 2013	\$ 1,579.42	Inspection and final acceptance of light rail vehicles 3 and 4 for the Atlanta Streetcar project.	CP

Clark, Belinda	10110	Business Process Management Training - National Harbor, MD - Apr 1-4, 2013	\$ 3,606.17	The Gartner Business Process Mgmt Summit 2013 provides the knowledge and tools to challenge the status quo and transform our enterprise to drive breakthrough performance.	OC
Clark, Belinda	10410	Project Management Training - Vancouver, Canada - Oct 20-23, 2012	\$ 4,410.69	The Project Management Training is designed to assist those in Project Management profession in moving upward in their career.	OC
Cole, Beverly	14710	7th Annual FTAD & A Conf. - Miami, FL - Apr 9-12, 2012	\$ 1,176.10	The FTA National two day conference was attended to ensure that MARTA has a compliant FTA D & A program. Conference involved courses/training and panel discussion regarding FTA compliance issues, Management Information Systems reporting, Reasonable Suspicion Training, MRO/SAP requirements, etc.	TR
Cole, Beverly	14710	FTA 8th Annual Drug & Alcohol Conference - Phoenix, AZ, - Apr 9-11, 2013	\$ 823.28	The FTA National two day conference was attended to ensure that MARTA has a compliant FTA D & A program. Conference involved courses/training and panel discussion regarding FTA compliance issues, Management Information Systems reporting, Reasonable Suspicion Training, MRO/SAP requirements, etc.	TR
Cooper, George	15750	Witness the Motorola Core Factory Test - Chicago, IL - Mar 25-26, 2013	\$ 862.72	Contract RFP P27819, travel to witness the Motorola Core Factory Test of equipment prior to delivery and acceptance	CP
Cooper, Michael	15230	Kensington TCFU Factory Acceptance Test - Rochester, NY - Aug 19-25, 2012	\$ 2,107.37	Train Control and SCADA Systems Upgrade project will acquire technology components to implement an upgrade to the current train control system. To ensure the vendor (Alstom) meets the Contract Factory Acceptance Test requirements, the TCSU project team will participate with the Alstom Factory team to witness the Kensington MARTA station inspections and tests.	CP
Cooper, Michael	15230	ITE Summer Seminar Transit Update - St Simons, GA - Jul 16-17, 2012	\$ 627.15	Georgia Institute of Transportation Engineers invited MARTA to speak at their annual summer seminar on the topic of Rapid Transit Projects. MARTA selected the Train Control System Upgrade (TCSU) project to attend and provide a presentation on the scope and innovations that this project will bring to the Atlanta area based transit system.	TC
Cooper, Michael	15230	Indian Creek TCFU Factory Acceptance Tests - Victoria, BC - Feb 27-Mar 01, 2013	\$ 2,184.83	Train Control and SCADA Systems Upgrade project will acquire technology components to implement an upgrade to the current train control system. To ensure the vendor (Alstom) meets the Contract Factory Acceptance Test requirements, the TCSU project team will participate with the Alstom Factory team to witness the Indian Creek MARTA station inspections and tests.	CP
Cooper, Michael	18680	Indian Creek TCFU Factory Acceptance Tests - Rochester, NY - Nov 4-8, 2012	\$ 1,146.94	Train Control and SCADA Systems Upgrade project will acquire technology components to implement an upgrade to the current train control system. To ensure the vendor (Alstom) meets the Contract Factory Acceptance Test requirements, the TCSU project team will participate with the Alstom Factory team to witness the Indian Creek MARTA station inspections and tests.	CP
Copeland, Michael	16720	Factory Inspection/Factory Acceptance Test - Rochester, NY - Feb 4-10	\$ 1,393.42	Factory inspections and acceptance testing to conduct First Article Inspections and to witness the factory acceptance testing for the AC Track Circuit and Train Alert Lights Upgrade, Project CP B12225.	CP
Copeland, Michael	18680	First Article Inspection/Factory Acceptance Test - Rochester, NY - Aug 12-19, 2012	\$ 1,737.52	Train Control and SCADA Systems Upgrade project will acquire technology components to implement an upgrade to the current train control system. To ensure the vendor (Alstom) meets the Contract Factory Acceptance Test requirements, the TCSU project team will participate with the Alstom Factory team to witness the Kensington MARTA station inspections and tests and First Article Inspection.	CP
Corley, Bernard	10420	Zenitel Equipment Training - Kansas City, MO - Dec 2-8, 2012	\$ 2,048.18	Obtaining essential knowledge for Parking Deck Call Boxes Upgrade.	TR
Crockett, Emmett	22710	Transportation Research Board Annual Conf. - Washington, DC - Jan 12-17, 2013	\$ 1,080.98	The TRB Annual Meeting program covers all transportation modes, with more than 4,000 presentations in nearly 750 sessions and workshops addressing topics of interest to all attendees.	TC
Cruse, Joe	15553	Mobility Pre-Production Meeting - Buffalo, NY - Mar 18-21, 2013	\$ 1,394.17	Pre-production meeting to go over contract specifications for the build of the Mobility Buses - Capital Project #31887	CP
Cunningham, James	15553	Mobility Pre-Production Meeting - Buffalo, NY - Jun 3-6, 2013	\$ 964.27	Inspection of 1st Prototype Mobility Bus - Capital Project #31887	CP
Dawson, Deborah	14710	2013 SHRM Annual Conf. - Chicago, IL - Jun 16-19, 2013	\$ 3,268.29	Professional continued educational sessions.	TC
DeJesus, Donna E.	17922	APTA Marketing & Communications Workshop - Los Angeles, CA - Feb 24-27, 2013	\$ 2,038.78	Training sessions to learn the best industry standards and practices in contact centers and communicating to our customers. Also attended the industry-wide Call Center Challenge.	TC
Demmons, Victor	16730	Safety Certification Committee Meeting/workshop - Rochester, NY Sept 30-Oct 2, 2012	\$ 1,068.68	This meeting was held to discuss the progress of safety certification as it relates the the Train Control Scada Upgrade (TCSU) project.	CP
Demmons, Victor	16730	Safety Certification Committee Meeting/Workshop - Rochester, NY Jun 11-14, 2012	\$ 895.28	This meeting was held to discuss the progress of safety certification as it relates the the Train Control Scada Upgrade (TCSU) project.	CP
Diggs, Raymond	18680	TCSU/SCADA Factory Review - Victoria, Canada - Feb 26-Mar 1, 2013	\$ 2,258.50	Train Control and SCADA Systems Upgrade project will acquire technology components to implement an upgrade to all Rail Cars FIMS. Final Design Review for FIMS have been completed and the Vendor - Alstom/Questor Tangent, is in the initial development and production stage. It is critical for MARTA management and TCSU Team to ensure the vendor production processes and quality standards as well as progress is assessed at this stage. This visit is to Alstom/Questor Tangent production facility for MARTA to conduct an engineering and progress review.	CP
Dixon, Carlos	19210	Law Enforcement Standardization Course - Greenville, SC - Oct 23-26, 2012	\$ 559.70	To attend the Law Enforcement Standardization Course	TR
Dixon, Deidre	19210	Super Bowl Detail - New Orleans, LA - Jan 27-Feb 02, 2013	\$ 479.25	To provide security detail for the Super Bowl (Reimbursed by TSA)	MI

Dunham, Wanda	19210	GACP Summer Conf. - Savannah, GA - July 22-24, 2012	\$ 1,269.11	Attended required training for Chief of Police	TR
Dunham, Wanda	19210	Discuss Bus Operator Assault Mitigation & Safety Program - Washington, DC - July 13-15, 2013	\$ 475.85	To attend the Bus Operator Assault Mitigation and Safety Program Implementation Training	TR
Dunham, Wanda	19210	Attend the TSA Peer Advisory Group Roundtable - Washington, DC - Feb 4-5, 2013	\$ 813.08	Grant Funded - To attend the Transit Security Administration's (TSA) Peer Advisory Group Roundtable	MI
Dunham, Wanda	19210	Attend the CALEA Conf. - Charleston, SC - Mar 22-24, 2013	\$ 964.18	Attended the Commission on Accreditation for Law Enforcement Agencies (CALEA) Conference. Required for assessor (CALEA) Recertification	OC
Durr, Mary	15910	Association of Travel Instruction Conf. - Boulder, CO - Aug 09-13, 2012	\$ 1,347.66	Attended the Association of Travel Instruction Conference, presented a paper on "Different	TC
Dye Tiawaunda	19210	Attend the FT. Carson Recruitment Fair - Ft. Carson, CO - May 13-15, 2013	\$ 1,387.68	Participated in recruitment fair to recruit MARTA Police Officers	MI
Eaddy, Rukiya	22620	National Association of Minority Contractors 44th National Conference - Los Angeles, CA - Jun 19-22, 2013	\$ 1,756.38	Attended conference to speak on a panel and discuss issues/opportunities with infrastructure development with other Atlanta leaders in transportation, healthcare and development.	OC
Easterling, Nelvette	19210	Command College - Effective Leadership Course - Columbus, GA - Oct 14-19, 2012	\$ 598.00	To attend the Effective Leadership Course at Command College	TR
Easterling, Nelvette	19210	Command College - Human Resource Mgmt./Dev Course - Mar 10-15, 2013	\$ 598.00	To attend the Human Resource Management and Development Course at Command College	TR
Easterling, Nelvette	19210	Command College - Fiscal Management And Finance Course - Columbus, GA - Apr 21-26, 2013	\$ 598.00	To attend the Fiscal Management and Finance Course at Command College	TR
Easterling, Nelvette	19210	Command College Internal Affairs Course - Columbus, GA - Jun 9-14, 2013	\$ 598.00	To attend the Internal Affairs Course at Command College	TR
Edwards, Gregory	18680	Review TCSU FIMS with Quester Tangent - Victoria, BC - Feb 26-Mar 01, 2013	\$ 2,058.66	Train Control and SCADA Systems Upgrade project will acquire technology components to implement an upgrade to all Rail Cars FIMS. Final Design Review for FIMS have been completed and the Vendor - Alstom/Questor Tangent, is in the initial development and production stage. It is critical for MARTA management and TCSU Team to ensure the vendor production processes and quality standards as well as progress is assessed at this stage. This visit is to Alstom/Questor Tangent production facility for MARTA to conduct an engineering and progress review.	CP
Edwards, Gregory	18680	Alstom Factory Acceptance Testing - Rochester, NY - Jun 9-14, 2013	\$ 1,421.54	Train Control and SCADA Systems Upgrade project will acquire technology components to	CP
Eichebberger, Sandra	10310	Attend Oracle Application User Conf. - Denver, CO - Apr 6-12, 2013	\$ 2,532.46	Obtaining essential knowledge for Oracle Applications Upgrade,	OC
Erves, Joseph	15810	Leadership APTA - Washington, DC - Mar 8-13, 2013	\$ 2,661.25	Participant of 2013 APTA Legislative Conference and Leadership APTA session	TC
Erves, Joseph	15810	Leadership APTA - Los Angeles, CA - July 23-29, 2012	\$ 2,641.76	Participant of 2012 APTA Leadership session	TC
Erves, Joseph	15810	Leadership APTA - Washington, DC - Aug 9-11, 2012	\$ 971.92	Participant of 2012 APTA Leadership session	TC
Erves, Joseph	15810	Leadership APTA, Seattle, WA - Sept 29-Oct 04, 2012	\$ 2,996.93	Participant of 2012 Annual Meeting and Leadership ATPA session	TC
Erves, Joseph	18680	Rail Car FIMS Progress and Factory Review - Victoria, Canada - Feb 27-Mar 01, 2013	\$ 1,976.76	Train Control and SCADA Systems Upgrade project will acquire technology components to implement an upgrade to all Rail Cars FIMS. Final Design Review for FIMS have been completed and the Vendor - Alstom/Questor Tangent, is in the initial development and production stage. It is critical for MARTA management and TCSU Team to ensure the vendor production processes and quality standards as well as progress is assessed at this stage. This visit is to Alstom/Questor Tangent production facility for MARTA to conduct an engineering and progress review.	CP
Ferrell, Dwight A.	11810	2012 APTA Annual Meeting - Seattle, WA - Sept 28-Oct 04, 2012	\$ 3,350.48	Largest North American transportation annual meeting/national exposition. Attended conference to discuss issues and best practices with transit leaders and professionals in the transit industry.	TC
Ficklin, Mauice	10430	Attend Gartner Symposium - Orlando, FL & Las Vegas, NV Oct 21-25, 2013	\$ 1,974.60	Learn the best practices of managing complex IT environments and how to strategize for maximizing the return on IT investments.	OC
Fields, Ronald	19210	Presidential Inauguration - Washington DC - Jan 19-22, 2013	\$ 248.50	To provide security detail for the Presidential Inauguration (Reimbursed by WMATA)	MI
Flores, Joseph M.	18920	SEPTA Door Sensors - Philadelphia, PA - Sept 11-12, 2012	\$ 660.03	Site visit to other property to observe wrong side door opening sensors, prior to MARTA procurement.	CP
Floyd, Greg	22210	Professional Development/Obtain AICP Continuing ED Credits - Columbus, GA - Sept 4-28, 2012	\$ 736.35	The American Planning Associations continuing education program for AICP certification.	TR
Floyd, Greg	22210	Attend National Development Council ED202 Real Estate Finance Training - Philadelphia, PA - Jun 9-13, 2013	\$ 2,061.26	This course in the EDFP certification program presents a detailed look at commercial real estate development; gaining insight into the way investors see the real estate market and how to meet their requirements.	TR
Gamble, Gregory	19210	Attend the Full CALEA Conf. - Charleston, SC - Mar 19-24, 2013	\$ 1,618.15	Attended the Commission on Accreditation for Law Enforcement Agencies (CALEA) Conference. Required for Accreditation Managers	OC
Gamble, Gregory	19210	Attend the GPAC 2012 Summer Training Conf. - Young Harris, GA - Jun 18-20, 2012	\$ 517.40	To attend the Georgia Police Accreditation Coalition (GACP) Summer Training Conference to provide professional leadership in meeting state/national accreditation	TR
George, Steve	15565	Bus Pre - Production Meeting in Grand Forks, ND & Winnipeg, Canada - May 7-10, 2013	\$ 1,378.41	Pre-production meeting to go over contact specifications for the build of the Transit Buses	CP
Goddard, Don	15565	Bus Pre - Production Meeting in Grand Forks, ND & Winnipeg, Canada - May 7-10, 2013	\$ 1,808.67	Pre-production meeting to go over contact specifications for the build of the Transit Buses	CP
Gordon, Anthony	15511	Mobility Pre-Production Meeting - Buffalo, NY - Mar 18-21, 2013	\$ 1,437.17	Pre-production meeting to go over contract specifications for the build of the Mobility Buses - Capital Project #31887	CP
Gordon, Anthony	15553	Mobility Prototype Bus Inspection in Buffalo, NY - Jun 3-6, 2013	\$ 1,067.77	Inspection of 1st Pro-type Mobility Bus - Capital Project #31887	CP
Gordon, Anthony	15565	Bus Pre - Production Meeting in Grand Forks, ND & Winnipeg, Canada - May 7-10, 2013	\$ 1,328.41	Pre-production meeting to go over contact specifications for the build of the Transit Buses	CP
Gotell, Kevin	19210	Presidential Inauguration - Washington DC - Jan 19-22, 2013	\$ 248.50	To provide security detail for the Presidential Inauguration (Reimbursed by WMATA)	MI
Graham, Ben	10110	Gartner Business Process Management Summit - Baltimore, MD - Apr 24-27, 2012	\$ 3,428.60	The Gartner Business Process Mgmt Summit 2013 provides the knowledge and tools to	OC
Greene, Aston	19210	Advanced CPTED Training - Greenville, SC - Jul 23-26, 2012	\$ 824.50	Grant Funded - To attend the Advanced Crime Prevention Through Environmental Design (CPTED) Training	TR
Greene, Aston	19210	Attend the TSA Peer Advisory Group Roundtable - Washington, DC - Feb 5-7, 2013	\$ 1,078.25	Grant Funded - To attend the Transit Security Administration's (TSA) Peer Advisory Group Roundtable	MI
Greene, Aston	19210	FEMA National Preparedness Symposium - Washington, DC - Aug 6-10, 2012	\$ 1,473.80	Grant Funded - To attend the (FEMA) Federal Emergency Management Association National	OC

Gregory, Georgetta	16710	2012 FTA/FRA Right of Way and Trespass Prev Workshop - St. Louis, MO - Aug 13-16, 2012	\$ 1,037.96	The 2012 Federal Railroad Administration (FRA)/Federal Transit Administration (FTA) Right of Way Fatality and Trespass Prevention Workshop bring together multiple railroad and rail transit constituents to focus on common problems and solutions surrounding ROW fatality and trespass prevention. This FREE workshop held in St. Louis, Missouri. The goal of this workshop is to share the existing industry leading practices and explore new strategies that the rail industry could pursue to reduce the number of right-of-way and trespasser incidents and fatalities.	GF
Gregory, Georgetta	16710	FTA TRAC Meetings - Washington, DC - Sept 19-21, 2012	\$ 564.45	The Transit Rail Advisory Committee for Safety (TRACS) meeting was held in Washington, DC. TRACS is a Federal Advisory Committee established by the Secretary of the Department of Transportation in accordance with the Federal Advisory Committee Act to provide information, advice, and recommendations to the Secretary and the Federal Transit Administrator on matters relating to the safety of public transportation systems.	GF
Gregory, Georgetta	16710	2013 Transportation Research Board (TRB) Meeting - Washington, DC - Jan 13-17, 2013	\$ 2,118.26	The 2013 Transportation Research Board (TRB) meeting was held in Washington, DC. Ms. Gregory was asked on behalf of Peter Rogoff to speak on a safety panel during the TRB meeting. Due to the passage of the MAP-21 surface transportation bill and new transit safety responsibility, the panel will discuss the practice of safety in a number of contexts and sectors.	TC
Gregory, Georgetta	16710	FTA TRACS Meetings - Washington, DC - Feb 13-15, 2013	\$ 912.80	TRACS is a Federal Advisory Committee established to provide information, advice, and recommendations to the Secretary of Transportation and the Administrator of the Federal Transit Administration (FTA) on matters relating to the safety of public transportation systems. The TRACS meeting is being held in accordance with the Federal Advisory Committee Act. Ms. Gregory is a member of the TRACS Rail committee.	GF
Gregory, Georgetta	16710	Bombardier Demo - Washington, DC - Apr 17-18, 2013	\$ 143.50	The purpose of this trip is to provide a demonstration for the FTA of the Track Safe project currently installed at MARTA with the aid of a FTA grant in an effort to get additional grant funding for the project.	CP
Griffith, Felicia	22110	Georgia Transit Association Conf. - Athens, GA - Dec 5-7, 2012	\$ 747.75	Breakout sessions address current topics of interest to transit entities and related agencies; vendor vehicle and table displays offer transit system staff an opportunity to stay abreast of current industry products.	TC
Haggard, Scott	22435	Biennial Institute for Georgia Legislators - Athens, GA - Dec 5-11, 2012	\$ 1,710.01	Attended two consecutive events in Athens: GTA Annual Conference to interact with transit leaders from around the state and discover best practices, and Biennial Institute for Georgia Legislators to interact with elected officials and learn key issues for 2013 General Assembly	TC
Haggard, Scott	22435	APTA Legislative Congressional Meeting - Washington, DC - Mar 9-12, 2013	\$ 1,616.58	Conference focuses on Federal Legislative activities and any FTA updates regarding transit industry. Met with GA Senators to get their updates and provided MARTA updates.	TC
Harris, Charlotte	19210	Attend Cyber Security Summit - Arlington VA - Sept 23-25	\$ 1,038.90	Grant Funded - To attend the Cyber Security Training	TR
Harris, Charlotte	10210	Attend Cyber Security Summit - Arlington VA - Sept 23-25	\$ 1,038.90	The purpose of the Cyber Security Summit is to bring awareness of cyber security threats	OC
Harris, Charlotte	10210	Gartner Leadership Academy - Miami, FL - Jan 27-Feb 2, 2013	\$ 4,834.28	Gartner CIO Leadership Forum is an executive-only program for exploring critical business,	TR
Harris, Charlotte	10210	Gartner Technology Training - Orlando, FL - Oct 20-25, 2012	\$ 2,107.10	Learn the best practices of managing complex IT environments and how to strategize for maximizing the return on IT investments.	OC
Harris, Charlotte	10210	Project Management Training - National Harbor, MD - May 20-23, 2012	\$ 3,420.60	The Project Management Training is designed to assist those in Project Management profession in moving upward in their career.	OC
Harris, Lyle	17410	APTA Marketing & Communications Workshop - Los Angeles, CA - Feb 24-27, 2013	\$ 2,122.20	Training sessions to learn the best industry standards and practices in media and	TC
Herlinger, Benjamin	15565	Bus Pre - Production Meeting - Grand Forks, ND & Winnipeg, Canada - May 7-10, 2013	\$ 1,328.41	Pre-production meeting to go over contact specifications for the build of the Transit Buses	CP
Hernandez, Victor	15230	Attend the APTA 2013 Annual Rail Conf. - Philadelphia, PA - Jun 2-5, 2013	\$ 1,861.03	Speaker for "Serial-to-Ethernet" presentation Wed. June 5, 2012 at APTA conference.	TC
Herrin, Evangeline	14310	GGFOA Savannah, GA - Sept 30 to Oct 3, 2012	\$ 1,238.20	Attended finance conference. Allowed staff to keep abreast of updates and changes in accounting principles and pronouncements. Allowed staff to earn required CPEs.	OC
Hill, Emanuel	15230	TSCU Factory Acceptance Testing - Rochester, NY - Jan 6-12, 2013	\$ 1,074.40	Train Control and SCADA Systems Upgrade project will acquire technology components to implement an upgrade to the current train control system. To ensure the vendor (Alstom) meets the Contract Factory Acceptance Test requirements, the TCSU project team will participate with the Alstom Factory team to witness these inspections and tests.	CP
Holley, Willie	19210	Decision Making During a Suicide Bomber Course - Manassas VA Sept 23-29, 2012	\$ 1,089.94	Grant Funded - To attend the Decision Making During a Suicide Bomber Course	TR
Holley, Willie	19210	Annual K-9 Recertification Course - Manassas, VA - Nov 12-15, 2012	\$ 417.41	Grant Funded - To attend the annual canine recertification course	TR
Howard, Robin	12110	Meeting with New CEO Keith Parker in San Antonio, Texas - Nov 29-30, 2012	\$ 978.53	To meet with the newly selected GM	MI
Howard, Robin	12110	IIA DC Chapter Presidency Final Meeting & Training - Washington, DC - Jan 23-26, 2013	\$ 1,372.55	To attend IIA DC Chapter Presidency Final Meeting & Training	TR
Hsi, Sarah Ming	10410	Oracle Training for Technology Strategic Planning, - San Francisco, CA - Sept 30-Oct 5, 2012	\$ 3,860.25	Obtaining essential knowledge for Oracle Applications Upgrade	OC
Huff, Tarrell	19210	Presidential Inauguration - Washington DC - Jan 19-22, 2013	\$ 248.50	To provide security detail for the Presidential Inauguration (Reimbursed by WMATA)	MI
Hunter, Darnell	10410	TC - APTA TransiTech Seminar 2013, Phoenix, AZ - Mar 17-20, 2013	\$ 2,044.35	Each year, the American Public Transportation hosts a conference of Transit Technology specialist. The purpose of this trip is to deliver a presentation on abstract at this year's APTA's conference.	TC
Hurley, Kevin	14810	APTA Committee Meetings Attendance - Seattle, WA - Sept 29-Oct 1, 2012	\$ 772.74	Participation in the APTA Finance Committee to keep informed on and participate in finance related issues/projects impacting transit finance.	TC
Hurley, Kevin	14810	Meetings with LILO Trustee/Attend Floating Rate Note Conf. - Wilmington, DE & NYC, NY - Jun 5-7, 2013	\$ 1,407.70	Meeting with LILO Trustee on compliance requirements and participate in a Floating Rate Note conference. MARTA executed a transaction of this nature and the conference discussed growth and further application of this product market.	
Jacobs, Deloris	19210	Attend the CJIS Training - Savannah, GA - Aug 27-30, 2012	\$ 583.82	To attend the annual Criminal Justice Training Symposium	TR

James, Ryan	10420	Digital Signage Expo - Las Vegas, NV - Feb 24-Mar 02, 2013	\$ 3,578.58	The Digital Signage expo provides essential information pertaining to industry practices in making the best decision for replacing our current systems.	OC
Jennings, Donna	16210	TRAC Annual Meeting - Bermuda - Aug 8-10, 2012	\$ 70.00	Attend Board of Directors meeting for Transportation and Railroad Assurance Co, Ltd (TRAC) a captive mutual insurance company. MARTA was a founding member of this captive which started in 1987.	GF
Jennings, Donna	16210	Underwriting Meetings for Excess Property/Casualty - Bermuda - Sept 24-26, 2012	\$ 1,547.47	Meet with insurance underwriters in Bermuda market to negotiate terms/conditions for renewal of excess operating liability insurance	GF
Jennings, Donna	16210	Underwriting Meetings for Excess Property/Casualty - London - Sept 9-14, 2012	\$ 3,951.45	Meet with insurance underwriters in London market to negotiate terms/conditions for renewal of excess property and operating liability insurance	GF
Jinadu, Jennifer	17310	2013 APTA Marketing & Communications Workshop - Los Angeles, CA - Feb 24-27, 2013	\$ 1,940.97	Training sessions to learn the best industry standards and practices in marketing and communicating to our customers.	TC
Johnson, Derrick	19210	Attend Cyber Security Summit - Arlington, VA - Sept 23-25	\$ 1,063.90	Grant Funded- To attend the Cyber Security Training	TR
Johnson, Derrick	19210	Attend the TSA Peer Advisory Group Roundtable - Washington DC - Feb 5-7, 2013	\$ 635.83	Grant Funded - To attend the Transit Security Administration's (TSA) Peer Advisory Group Roundtable	MI
Johnson, Derrick	19210	Attend Cyber Security Summit - Arlington, VA - Sept 23-25	\$ 1,063.90	The purpose of the Cyber Security Summit is to bring awareness of cyber security threats and to collaborate to reduce risks to the businesses of transportation.	OC
Johnson, Derrick	19210	Attend the TSA Peer Advisory Group Roundtable - Washington DC - Feb 5-7, 2013	\$ 635.83	Collaborating with Police and representing MARTA to share knowledge and experience with other transit agencies regarding Cyber Security Assessment.	TC
Jordan, Cathy	16730	Transit State of Good Repair - Professional Development - Washington, DC - Mar 13-15, 2013	\$ 1,738.52	The Transit State of Good Repair Conference provides practical suggestions and discuss best practices for adopting a systems engineering approach that would achieve a transit state of good repair. A state of good repair transit system optimizes resources, generates revenues, and maximizes returns on investments. The conference explores state of good repair as a strategy for managing and growing the asset base to achieve a high-quality, reliable, safe, and efficient transit service, which promotes community livability and sustainability.	OC
Joseph, Jemini	15230	Factory Acceptance Testing - Rochester, NY - Dec 9-15, 2012	\$ 1,502.32	Train Control and SCADA Systems Upgrade project will acquire technology components to implement an upgrade to the current train control system. To ensure the vendor (Alstom) meets the Contract Factory Acceptance Test requirements, the TCSU project team will participate with the Alstom Factory team to witness the North Druid Hills Junction and Candler Park MARTA station inspections and tests.	CP
Joshi, Abhay	18360	CP Project Site Inspection - Audio Visual Information Systems - Dallas, TX - Mar 11-15, 2013	\$ 2,380.52	Vendor product investigation for AVIS RFP Evaluation	CP
Kanchanappally, Bhoopal	10310	Attend the OHUG Conf. - Las Vegas, NV - Jun 17-20, 2012	\$ 2,283.94	Obtaining essential knowledge for Oracle Applications Upgrade	OC
King, Cheryl L.	22110	Railvolution Steering Committee Meeting on behalf of Dr. Scott - St. Paul, MN - July 17-20, 2012	\$ 1,299.28	This Steering Committee plans the Annual Railvolution Conference.	MI
King, Cheryl L.	22110	Attend Railvolution Annual Convention in Los Angeles, CA - Oct 14-17, 2012	\$ 626.10	Rail-Volution is a conference of passionate people who want to engage in thoughtful discussion about building livable communities with transit.	TC
King, Cheryl L.	22110	Attend Railvolution Steering Committee Meeting - Seattle, WA - Apr 30- May 3, 2013	\$ 1,890.42	This Steering Committee plans the Annual Railvolution Conference.	MI
King, Yolanda	16510	Bus Pre-Production Meeting in Crookston, Minnesota - May 7-10, 2013	\$ 1,106.52	Represented MARTA's Contracts and Procurement to ensure contract compliance during the Bus Pre-Production Meeting for B24769, Procurement of CNG< Diesel and Hybrid Diesel Transit Buses.	CP
Krisak, Richard	15810	2012 APTA Streetcar Meeting & Technical Tour in Toronto, Canada	\$ 2,681.84	APTA committee member representing the Authority; meeting provided a learning opportunity, important insight into both the streetcar technologies for the past and future.	TC
Krisak, Richard	15810	Attend the 2012 APTA 12th National Light Rail Conf. - Salt Lake City, UT - Nov 10-14, 2012	\$ 2,250.38	APTA committee leader representing the Authority in discussions and share best practices on addressing issues associated with the Atlanta Streetcar, rail operations and development	TC
Krisak, Richard	15810	Delta Manufacturing in Escanaba - Michigan - Dec 2-4, 2012	\$ 1,055.72	View a railcar wheel truing machine demonstration and discuss the details of the technical requirements for installation of the machine in the VMF	CP
Krisak, Richard	15810	Atlanta Streetcar Project - Final Walk Through for Light Rail Vehicles - Sacramento, CA - Jan 28-30, 2013	\$ 1,291.42	Visit Siemen's facility to participate in the final walk through for the light rail vehicles #1003 and #1004 prior to the release into storage of the vehicles and discuss extended storage issues for all four (4) vehicles	CP
Krisak, Richard	15810	Attend the TRACS Work group 12-01 National Safety Plan meeting - Arlington, VA - Feb 11-13, 2013	\$ 917.90	TRACS work group member requested to assist FTA with developing required National Public Transportation Safety Plan required by MAP 21	TC
Krisak, Richard	15810	Participate in the Tucson Peer Review and attend APTA Streetcar - Tucson, Phoenix, AZ - Mar 6-9, 2013	\$ 1,244.07	APTA Streetcar Subcommittee member, discussed operational, liability, compatibility of infrastructure and rolling stock issues the Old Pueblo Trolley to include the subcommittee's coordination with FTA, community streetcar coalition updates, modern streetcar vehicle guidelines and the 2013 subcommittee work plan.	TC
Labbie, Thomas	15565	Bus Pre - Production Meeting in Grand Forks, ND & Winnipeg, Canada - May 7-10, 2013	\$ 1,328.40	Pre-production meeting to go over contact specifications for the build of the Transit Buses - (charged to operating budget no funding available for FY13 budget)	CP
Labbie, Thomas	15565	CP B24769 New Bus Inspection - Winnipeg, MB - Jun 23-29, 2013	\$ 3,947.03	On-line Inspections of Bus Build - Capital Project no funding available for FY13 charged to operating budget	CP
Lavender, Brittany	22110	APTA Early Career Program Session/Rail Conf. - Philadelphia, PA - May 29-Jun 5, 2013	\$ 2,805.87	These events are developed to improve the knowledge and skill set (professional and technical) of transit professionals at all career levels.	TC
Lavender, Brittany	22710	Georgia Transit Association Conf. - Athens, GA - Dec 5-7, 2012	\$ 746.83	Breakout sessions address current topics of interest to transit entities and related agencies; vendor vehicle and table displays offer transit system staff an opportunity to stay abreast of current industry products.	TC
Lee, Leslie	18680	Factory Acceptance Testing for Kensington Station - Rochester, NY - Aug 19-26, 2012	\$ 771.10	Train Control and SCADA Systems Upgrade project will acquire technology components to implement an upgrade to the current train control system. To ensure the vendor (Alstom) meets the Contract Factory Acceptance Test requirements, the TCSU project team will participate with the Alstom Factory team to witness the Kensington MARTA station inspections and tests.	CP

Lee, Leslie	18980	APTA Recommended Practices for AF Track Circuits - Chicago, IL - Apr 24-25, 2013	\$ 786.55	APTA conference to establish the recommended standards for operation and maintenance of Audio Frequency Track Circuits.	TC
Leveritte, Johnny	15910	L-Van Pre Production Meeting - CP B 27575 - Buffalo, NY, Mar 18-21, 2013	\$ 1,245.84	Contract CP B27575, attend the L-Van Pre Production Meeting	CP
Leveritte, Johnny	15910	Mobility Pre-Production Meeting in Buffalo, NY - Jun 3-6, 2013	\$ 1,207.77	Contract CP B 27575, final inspection of proto-type L-Van with Coach and Equipment Bus	CP
Lewis, Azzie	15920	Trapeze User Conf. - Carlsbad, CA - Apr 14-17, 2013	\$ 2,188.35	Participant of 2013 Annual Trapeze User Conference to gain new software knowledge	TC
Lynch, Michael	18650	Training Courses - Bloomington, MN - Oct 23-25, 2012	\$ 2,331.62	AREMA Rail Classes	TR
Maddox, Timothy	19210	For Bragg/Camp LeJeune Job Fair - Fayetteville, NC - July 17-19, 2012	\$ 373.84	Participated in recruitment fair to recruit MARTA Police Officers	MI
Maddox, Timothy	19210	To Recruit Police Personnel at Job Fair - Hinesville, GA - Sept 25-26, 2012	\$ 69.00	Participated in recruitment fair to recruit MARTA Police Officers	MI
Maddox, Timothy	19210	Attend The Ft. Carson Recruitment Fair - Ft. Carson, CO - May 13-15, 2013	\$ 1,057.24	Participated in recruitment fair to recruit MARTA Police Officers	MI
Martin, Brian	15230	Safety Certification Committee Meeting/workshop - Rochester, NY Sept 30-Oct 2, 2012	\$ 1,240.70	Works in Safety	
Martin, Brian	15230	Safety Certification Committee Meeting/workshop - Rochester, NY June 11-14, 2012	\$ 1,110.20	Works in Safety	
Masisak, Jeffrey	18650	Attend the American Society of Civil Engineering Conference - Orlando, FL - Nov 5-9, 2012	\$ 2,346.69	Civil Engineering Design and Financial Training Classes	TR
Matthew, Addi	18680	Factory Acceptance Testing Rochester, NY - Sept 23-26, 2012	\$ 950.68	Train Control and SCADA Systems Upgrade project will acquire technology components to implement an upgrade to the current train control system. To ensure the vendor (Alstom) meets the Contract Factory Acceptance Test requirements, the TCSU project team will participate with the Alstom Factory team to witness the Indian Creek Train Control Field Unit inspections and tests.	CP
Matthew, Addi	18680	Factory Acceptance Tests For TCSU for Avondale Yard Throat - Rochester, NY - Nov 4-9, 2012	\$ 1,273.40	Train Control and SCADA Systems Upgrade project will acquire technology components to implement an upgrade to the current train control system. To ensure the vendor (Alstom) meets the Contract Factory Acceptance Test requirements, the TCSU project team will participate with the Alstom Factory team to witness the Avondale Yard Throat Train Control Field Unit inspections and tests.	CP
Matthew, Addi	18980	APTA Recommended Practices for AF Track Circuits - Oakland, CA - Oct 15-17, 2012	\$ 1,367.99	APTA conference to establish the recommended standards for operation and maintenance of Audio Frequency Track Circuits.	TC
Matthew, Addi	18980	APTA Recommended Practices for AF track Circuits - Miami, FL - Jan 21-22, 2013	\$ 558.47	APTA conference to establish the recommended standards for operation and maintenance of Audio Frequency Track Circuits.	TC
Matthew, Addi	18980	APTA Recommended Practices for AF Track Circuits - Chicago, IL - Apr 24-15, 2013	\$ 786.55	APTA conference to establish the recommended standards for operation and maintenance of Audio Frequency Track Circuits.	TC
McCall, Cynthia	10310	Attend Transportation Council Meeting - Philadelphia, PA - Sept 16-19, 2012	\$ 1,065.98	The Smart Card Alliance Transportation Council is designed to discuss the directions and trends in fare payment that are driving new fare collection system implementations.	TC
McCall, Cynthia	10410	Attend Transportation Council Meeting - Las Vegas, NV - Sept. 30-Oct 04, 2012	\$ 3,942.15	Transportation Council Meeting	
McCalla, Anthony	19210	Presidential Inauguration - Washington DC - Jan 19-22, 2013	\$ 248.50	To provide security detail for the Presidential Inauguration (Reimbursed by WMATA)	MI
McClendon, Ryland	17210	APTA Legislative Conf. - Washington, DC - Mar 10-13, 2013	\$ 2,437.74	Conference focuses on Federal Legislative activities and any FTA updates regarding transit industry. Met with GA Senators to get their updates and provided MARTA updates.	TC
McClendon, Ryland	17210	APTA Marketing & Communications Workshop - Los Angeles, CA - Feb 23-28, 2013	\$ 2,681.48	Training sessions to learn the best industry standards and practices in marketing and communicating to our customers.	TC
McCombs, Tiffani	12110	Complete Review of Modifications for ATL Streetcar - Sacramento, CA - Sept 3-8, 2012	\$ 1,924.40	To complete Review of Modifications for ATL Streetcar	CP
McCombs, Tiffani	15511	Pre - Award Buy America Procurement of Buses - Winnipeg, Canada - Jan 7-12, 2013	\$ 2,561.00	To perform Pre - Award Buy America audit of bus procurement	CP
McGraw, James	19210	Presidential Inauguration - Washington DC - Jan 19-22, 2013	\$ 248.50	To provide security detail for the Presidential Inauguration (Reimbursed by WMATA)	MI
McLin, Eulethia D	10420	Digital Signage Expo - Las Vegas, NV - Feb 23-Mar 01, 2013	\$ 2,535.62	The Digital Signage expo provides essential information pertaining to industry practices in making the best decision for replacing our current systems.	OC
McLin, Eulethia D	10420	Gartner CIO Leadship Academy, Miami, FL - Jan 27-Feb 2, 2013	\$ 4,834.28	Gartner CIO Leadership Forum is an executive-only program for exploring critical business, technology and leadership strategies.	TR
McLin, Eulethia D	10420	Gartner Symposium - Orlando, FL - Oct 20-26, 2012	\$ 2,107.10	Learn the best practices of managing complex IT environments and how to strategize for maximizing the return on IT investments	OC
McMath, John	22710	Trapeze User Conf./SW Training - San Diego, CA - Apr 14-18, 2013	\$ 1,778.61	This training conference is an opportunity for Trapeze users to come together to learn about new trends, emerging challenges, technology systems and services needed to automate the multitude of tasks that come with supporting, building, managing and measuring better transportation services.	TC
McRace, Debra	10410	Project Management Training, National Harbor, MD - May 20-23, 2012	\$ 1,558.80	The Project Management Training is designed to assist those in Project Management profession in moving upward in their career.	OC
Minnucci, Patrick	18310	Video Analytic Site Visit/Project Design - Los Angeles, California - May 29-31, 2012	\$ 1,566.60	Video Analytic Site Visit for purpose of reviewing project design	CP
Montgomery, Willie	19210	National Homeland Security Conf. - Los Angeles, CA - Jun 3-8, 2013	\$ 2,172.60	Grant Funded - To attend the National Homeland Security Conference	OC
Morgan, Jason	22110	American Planning Association Annual Conf. - Los Angeles, CA - Apr 13-18, 2012	\$ 2,761.61	The American Planning Association brings together thousands of people; practicing planners, citizens and elected officials committed to making great communities happen.	TC
Morrow, Anthony	15511	Machinery Training - Nashville, TN - Aug 16-19, 2012	\$ 2,122.01	Training for Bus Mech/Elect Engineer - Operating Budget	TR
Moultrie, Annette	15230	Factory Inspection/ Factory Acceptance Test - Chicago, IL - Mar 25-26, 2013	\$ 724.80	Works in Safety	
Moultrie, Annette	18680	First Article Inspection/Factory Acceptance Test - New York, NY - Aug 12-19, 2012	\$ 1,737.52	Train Control and SCADA Systems Upgrade project will acquire technology components to implement an upgrade to the current train control system. To ensure the vendor (Alstom) meets the Contract Factory Acceptance Test requirements, the TCSU project team will participate with the Alstom Factory team to witness the Kensington MARTA Station Train Control Field Unit inspections and tests.	CP
Moultrie, Annette	18680	Factory Inspection/Factory Acceptance Test - Rochester, NY - Jan 6-11, 2013	\$ 1,166.40	Train Control and SCADA Systems Upgrade project will acquire technology components to implement an upgrade to the current train control system. To ensure the vendor (Alstom) meets the Contract Factory Acceptance Test requirements, the TCSU project team will participate with the Alstom Factory team to witness the Kensington MARTA Station Train Control Field Unit inspections and tests.	CP
O'Callaghan, Knox	22420	Attend APTA Annual and Committee Meetings - Seattle, WA - Sept 29-Oct 03, 2012	\$ 2,201.03	Obtained updated information on Federal programs and policies (incl MAP-21 Authorization) that impact MARTA and other transit agencies	TC

O'Callaghan, Knox	22420	APTA Legislative Conference and Federal Meeting - Washington, DC - Mar 9-12, 2013	\$ 1,630.99	Obtained updated information on Federal programs, policies and funding levels; and also advocated for MARTA's interests and Federal priorities in meetings with Congressional and FTA officials.	TC
O'Neill, Elizabeth M.	16110	APTA Legal Affairs Seminar - Austin, TX - Feb 23-26, 2013	\$ 1,886.25	Attend Annual APTA Legal Affairs Seminar to discuss various Legal Transit Issues	TC
Parker, Keith T.	11110	APTA CEO Seminar - Palm Springs, CA - Feb 8-12, 2013	\$ 1,618.62	Annual APTA seminar for CEOs across US and Canada - strategic, technical and policy work sessions.	TC
Parker, Keith T.	11110	APTA Legislative Conf. - Washington, DC - Mar 09-12, 2013	\$ 1,516.99	APTA annual federal legislative committee meeting; meetings held with Georgia congressional delegation on transportation appropriations and authorization.	TC
Parker, Keith T.	11110	LINK 2013 - Greater Houston Region, Houston, TX - May 15 - 18, 2013	\$ 2,800.00	LINK Meeting organized by Metro Chamber/ARC for state and regional officials/leaders (government, private and not-for-profit sectors). Specific focus on Houston regional transportation funding and governance.	TC
Parker, Keith T.	11110	TOPS Committee Meeting - Washington, DC - Jun 20-23, 2013	\$ 1,128.10	TRB/TOPS (National Academies of Science) business/work planning session, review status of selected national research projects. <b>NOTE: All allowable expenses were reimbursed by TRB.</b>	OC
Paul, Sam	18680	TCFU Factory Acceptance Test - Rochester, NY - Nov. 11-17, 2012	\$ 1,399.50	Train Control and SCADA Systems Upgrade project will acquire technology components to implement an upgrade to the current train control system. To ensure the vendor (Alstom) meets the Contract Factory Acceptance Test requirements, the TCSU project team will participate with the Alstom Factory team to witness the Avondale Yard Throat Train Control Field Unit inspections and tests.	CP
Payne, Chloe	19210	Explosive Detection Vapor Wake Course - Anniston, Alabama - Sept 16-Dec 7, 2012	\$ 10,803.54	Grant Funded - To attend the Detection Vapor Wake Course	TR
Perry, Steve	15553	Mobility Pre-Production Meeting - Buffalo, NY - Mar 18-21, 2013	\$ 1,810.75	Inspection of 1st Prototype Mobility Bus - Capital Project #31887	CP
Perry, Steve	15553	Mobility Pre-Production Meeting - Buffalo, NY - Jun 3-6, 2013	\$ 1,488.33	Inspection of 1st Prototype Mobility Bus - Capital Project #31887	CP
Perry, Valencia	14310	GGFOA Conf. - Savannah, GA - Sept 30-Oct 3, 2012	\$ 1,000.00	Attended finance conference. Allowed staff to keep abreast of updates and changes in accounting principles and pronouncements.	OC
Pinder, Gwendolyn	12110	Graduate School - Auditing Grants - Washington, DC - Mar 4-7, 2013	\$ 2,350.96	To attend Graduate School - Auditing Grants	TR
Pinder, Gwendolyn	12110	Purchasing Fraud Training - Chicago, IL - Jun 8-8, 2012	\$ 971.82	To attend Purchasing Fraud Training	TR
Pines, Anthony	10420	Zenitel Equipment Training - Kansas City, MO - Dec 3-8, 2012	\$ 2,098.18	Obtaining essential knowledge for Parking Deck Call Boxes Upgrade.	TR
Pullin, David	19210	Presidential Inauguration - Washington DC - Jan 19-22, 2013	\$ 248.50	To provide security detail for the Presidential Inauguration (Reimbursed by WMATA)	MI
Raines, Eula	15230	Indian Creek TCFU Factory Acceptance Tests - Rochester, NY - Sept 16-22, 2012	\$ 1,918.27	Train Control and SCADA Systems Upgrade project will acquire technology components to implement an upgrade to the current train control system. To ensure the vendor (Alstom) meets the Contract Factory Acceptance Test requirements, the TCSU project team will participate with the Alstom Factory team to witness the Indian Creek MARTA station Train Control Field Unit inspections and tests.	CP
Ramirez, Cynthia	19210	Decision Making During a Suicide Bomber Course - Manassas VA - Sept 23-29, 2012	\$ 1,089.94	Grant Funded - To attend the Decision Making During a Suicide Bomber Course	TR
Ramirez, Cynthia	19210	Annual K-9 Recertification Course - Manassas, VA - Nov 12-15, 2012	\$ 490.67	Grant Funded - To attend the annual canine recertification course	TR
Ray, Joel	10430	Attend Gartner Symposium - Orlando, FL & Las Vegas, NV - Oct 20-25, 2012	\$ 1,240.25	Learn the best practices of managing complex IT environments and how to strategize for maximizing the return on IT investments.	OC
Reumann, Rebecca	15920	2013 Bus & Paratransit Conf. - Indianapolis, IN - May 5-8, 2013	\$ 2,378.45	Participant of 2013 APTA Annual Bus & Paratransit Conference	TC
Reynolds, Shekenia	19210	NIAIA Fall Conference - Orlando, FL Sept 23-27, 2012	\$ 1,342.08	To attend the National Internal Affairs Investigators Association's (NIAIA) Fall Conference	OC
Ridley, Rhonda	11910	Biennial Institute for Georgia Legislators - Athens, GA - Dec 9-11, 2012	\$ 913.63	Attended two consecutive events in Athens: GTA Annual Conference to interact with transit leaders from around the state and discover best practices, and Biennial Institute for Georgia Legislators to interact with elected officials and learn key issues for 2013 General Assembly.	TC
Ridley, Rhonda	11910	APTA Legislative Congressional Meeting - Washington, DC - Mar 12-13, 2013	\$ 859.30	Conference focuses on Federal Legislative activities and any FTA updates regarding transit industry. Met with GA Senators to get their updates and provided MARTA updates.	TC
Risco, Ferdinand	11710	APTA Annual Meeting - Seattle, WA - Sept 27- Oct 3, 2012	\$ 3,100.51	Graduated from the Leadership APTA Program and attendance of the annual meeting.	TC
Risco, Ferdinand	11710	APTA Annual Meeting - Washington, DC - Mar 10-13, 2013	\$ 2,460.47	Attended the Legislative Conference and associated HR committee meetings in conjunction with assigned committee responsibilities and DEO office functions.	TC
Robinson, Raymond	10410	Attend Microsoft SharePoint 2012 Conf. - Las Vegas, NV - Nov 11-17, 2012	\$ 3,352.30	Education focused on Sharepoint 2010 and related technologies both in the cloud and on premises.	OC
Rolle, Darian	10310	Trapeze User Conf. - San Antonio, TX - Apr 14-19, 2012	\$ 2,544.15	Trapeze User Conference is hosted each year that brings together the entire community of Trapeze software experts and train on new innovations.	TC
Rosa, Charles	22110	Trapeze Bus Stop Manager/Bus Stop Inventory Peer Visit - Dec 8-11, 2012	\$ 583.30	Conference Peer to Peer attendees participate in intensive classroom, hands on and peer led training sessions focused on changes in bus service; integrated solutions for bus stop management and bus stop inventory.	TC
Russell, Shonteeshia	19210	Presidential Inauguration - Washington DC - Jan 19-22, 2013	\$ 248.50	To provide security detail for the Presidential Inauguration (Reimbursed by WMATA)	MI
Santa Cruz Krisalk, Concepcion	18410	Project Site Inspection - Audio Visual Information Systems - Dallas, TX - Mar 11-15, 2013	\$ 1,038.10	In-depth Peer to Peer site visits that look at limitations on implementation of low-cost and real-time audio-visual information, sustainable technologies and best industry practices for Passenger information system inspections, testing and maintenance.	TC
Scott, Beverly	11110	Rail-Volution 2012/NIAC Quarterly Business Meeting - Washington, DC - Oct 13-17, 2012	\$ 1,349.81	Rail-Volution Board meeting; national meeting focuses on smart growth, transit oriented development; best in class transit development projects, plans; innovative financing and public policies. NIAC - national infrastructure meeting with Homeland Security. <b>NOTE: All allowable expenses were reimbursed by NIAC.</b>	TC/GF
Scott, Beverly	11110	FHWA CEO Peer Exchange - Washington, DC - Jun 18-19, 2012	\$ 794.18	Federal Highway Administration hosted an executive peer exchange to further the discussion at the executive level of transportation agencies. The FHWA provides stewardship over the construction, maintenance and preservation of the Nation's highways, bridges and tunnels.	OC
Scott, Beverly	11110	TRB Executive Committee Meeting - Woods Hole, MA - Jun 14-17, 2012	\$ 319.87	Executive Committee meeting to establish NAS transportation research program priorities. <b>NOTE: All allowable expenses were reimbursed by TRB.</b>	OC
Scott, Beverly	11110	MMPT DC Outreach - Washington, DC - Jun 26-28, 2012	\$ 1,083.32	Attended as part of a group of Atlanta project stakeholders to raise awareness of the MMPT as a project of national and regional significance.	TC
Scott, Beverly	11110	Whitehouse - Champions of Transportation Award Ceremony - Washington, DC - July 30-31, 2012	\$ 736.02	Nominated by President Obama as a Champion of Change for unwavering, innovative excellence and leadership commitment to transportation.	OC
Scott, Beverly	11110	Reconnecting America & TLC Board Meeting - Washington, DC - Kent, MD Sept 10-12, 2012	\$ 975.82	Attended Board annual business meetings.	TC



Scott, Beverly	11110	2012 APTA Annual Meeting - Seattle, WA - Sept 28 - Oct 3, 2012	\$ 3,722.88	Largest North American transportation annual meeting/national exposition. Attended board/conference to discuss issues and best practices with transit leaders and professionals in the transit industry.	TC
Shannon, Raymell	10310	APTA Conference - Phoenix, AZ - Mar 17-21, 2013	\$ 2,302.02	Each year, the American Public Transportation hosts a conference of Transit Technology specialist. The purpose of this trip is to deliver a presentation on abstract at this year's APTA's conference.	TC
Shavers, Toni	19210	Command College - Dealing w/ Organizational & Management Course - Columbus, GA - Sept 9-14, 2012	\$ 598.00	To attend the Dealing with the Organizational and Management Realities Course at Command College	TR
Shavers, Toni	19210	Command College - Independent Research Project - Columbus, GA - Jan 6-8, 2013	\$ 253.00	To attend the Independent Research Project Course at Command College	TR
Shavers, Toni	19210	Command College - Public Administration Course - Columbus, GA - Feb 10-15, 2013	\$ 598.00	To attend the Public Administration Course at Command College	TR
Shaw, Kevin	15553	Mobility Pre-Production Meeting - Buffalo, NY- Jun 3-6, 2013	\$ 964.27	Contract CP B 27575, final inspection of proto-type L-Van with Coach and Equipment Bus	CP
Shmukler, Gennady	10310	Linux Red Hat Training - Washington, DC - Apr 2-May 4, 2013	\$ 3,664.30	Obtain essential knowledge for our S&C system and TCSU project.	TR
Shmukler, Gennady	15650	ARINC User Group Meeting, Annapolis, MD - Sept 18-20, 2012	\$ 879.84	Works in Information Technology	
Shumate, Amy	19210	Super Bowl Detail - New Orleans, LA - Feb 03-08, 2013	\$ 408.25	To provide security detail for the Super Bowl (Reimbursed by TSA)	MI
Sibert, James	16750	FTA/FRA Seminar on Preventing Right Of Way Fatalities - St Louis, MO - Aug 13-16, 2012	\$ 1,120.71	The 2012 Federal Railroad Administration (FRA)/Federal Transit Administration (FTA) Right	GF
Sibert, James	16750	Atlanta Streetcar Vehicle Inspection - Sacramento, CA - Jan 28-30, 2013	\$ 1,593.42	The Atlanta Streetcar Vehicle Inspection meeting was held to discuss the release of streetcars for the new Atlanta Streetcar Project.	CP
Sidifall, Janide	22710	FSUMTS Transit Modeling Workshop - Orlando, FL - Jun 4-8, 2012	\$ 738.52	Job related transit software training that covers the transportation planning process, travel	TR
Silveira, Christopher	22110	Trapeze Bus Stop Manager/Bus Stop Inventory Peer Visits - Washington, DC - Nov 2-7, 2012	\$ 518.16	Peer to Peer attendees participate in intensive classroom, hands on and peer led training	TC
Simms, Felecia	19210	Attend the Georgia Emergency Communications Conf. - Athens, GA - Mar 4-6, 2013	\$ 401.96	To attend the annual Georgia Emergency Communications Conference	TR
Sims, Raymond	19210	Super Bowl Detail - New Orleans, LA - Feb 03-8 2013	\$ 408.25	To provide security detail for the Super Bowl (Reimbursed by TSA)	MI
Smith, Antoine	11710	ENO Transportaion Mid-Managers Training - Pittsuirgh, PA - Oct 14-19, 2012	\$ 4,798.71	Selected for National Leadership Development Program. Participated in professional seminars/training classes related to the transit industry.	TR
Smith, Carol	22310	APTA Marketing & Communications Meetings - Chicago, IL - July 25-27, 2012	\$ 1,191.94	This planning meeting structures the APTA Marketing & Communications Workshop.	MI
Smith, Carol	22310	APTA Marketing & Communications Workshop - Los Angeles, CA - Feb 23-27, 2013	\$ 2,275.58	This conference is an intensive workshop focusing on all aspects of public transportation marketing and communications; including media relations, customer service, ridership initiatives and best practices.	TC
Smith, Garland	19210	Decision Making During a Suicide Bomber Course - Manassas, VA - Sept 23-29, 2012	\$ 1,089.94	Grant Funded - To attend the Decision Making During a Suicide Bomber Course	TR
Smith, Garland	19210	Annual K-9 Recertification Course - Manassas, VA - Nov 12-15, 2012	\$ 417.41	Grant Funded - To attend the annual canine recertification course	TR
Springstead, David	15230	APTA State of Good Repair/Transit Asset Management Working Group - Washington, DC - May 15-17, 2013	\$ 1,353.62	Developed key documents to assist the transit industry's Asset Management State of Good Repair program.	MI
Springstead, David	18690	4th Annual State of Good Repair Roundtable in Philadelphia, PA - July 15-21, 2012	\$ 1,615.78	Provided a forum for transit properties to discuss and share best practices on addressing issuers associated with the State of Good Repair of transit infrastructure and equipment, transit asset management and the nexus between capital asset condition and safety.	MI
Springstead, David	18690	APTA 2012 Annual Mtg - Seattle, WA - Sept 30 - Oct 3, 2012	\$ 1,141.06	Participated on the panel and conducted a presentation on Asset Management and State of Good Repair best practice.	MI
Springstead, David	18690	TRB Committee to Review FTA Transit Model - Washington, DC - Nov 7-9, 2012	\$ 420.04	Served as member of the Transit Research Board Committee for FTA Transit Economic Requirements Model.	MI
Springstead, David	18690	APTA Standards State of Good Repair - Washington, DC - Nov 14-16, 2012	\$ 1,188.16	Developed key documents to assist the transit industry's Asset Management State of Good Repair program.	MI
Springstead, David	18690	TRB 92nd Annual Meeting - Washington, DC - Jan 13-16, 2013	\$ 2,743.38	To discuss Transit Asset Management as it relates to State of Good Repair.	MI
Springstead, David	18690	APTA Transit CEO Seminar - Palm Springs, CA - Feb 10-12, 2013	\$ 2,563.93	Presented a presentation on behalf of APTA entitled "Systems Engineering Approach - Why Does it Matter?"	TC
Springstead, David	18690	Attend 2013 INCOSE International Transportation Symposium - Philadelphia, PA - Jun 23-27, 2013	\$ 1,896.80	Served as the Co-Chairperson and Co-Facilitator of the 2013 INCOSE International Symposium Transportation Work Group	MI
Stewart, Hildridge	15230	Summer Eastern Signal Engineers Meeting - Boston, MA - Aug 7-9, 1212	\$ 1,085.26	Provides insight to the nations Train Control/Signaling system's safety, and product functionality. Discussed with each member False Proceeds, Failure to Activate, and product/contract issues.	CP
Stewart, Hildridge	15230	Review and Approve ALSTOM's Factory Acceptance Testing - Rochester, NY - Aug 12-19, 2012	\$ 1,687.52	Conducted TCSU project required test witnessing of the Train Control Field Units (TCFU) Factory Acceptance Test (FAT).	CP
Stewart, Hildridge	15230	Review SEPTA's Door Safety Interlock System - Philadelphia - PA - Sep 11-12, 2012	\$ 660.03	MARTA was considering implementing the same "Door Safety Interlock" system that SEPTA uses. I was required to go and review their system and provide feedback to MARTA Rail Car Engineering.	CP
Stewart, Hildridge	15230	Review and Approval ALSTOM's Factory Acceptance Testing - Rochester, NY - Sept 16-23, 2012	\$ 2,165.43	Conducted TCSU project required test witnessing of the Train Control Field Units (TCFU) Factory Acceptance Test (FAT).	CP
Stewart, Hildridge	15230	Review and Approve ALSTOM's Factory Acceptance Testing - Rochester, NY - Nov 11-18, 2012	\$ 1,888.64	Conducted TCSU project required test witnessing of the Train Control Field Units (TCFU) Factory Acceptance Test (FAT).	CP
Stewart, Hildridge	15230	Review and Approve ALSTOM's Factory Acceptance Testing - Rochester, NY - Jan 6-11, 2013	\$ 1,595.51	Conducted TCSU project required test witnessing of the Train Control Field Units (TCFU) Factory Acceptance Test (FAT).	CP
Stewart, Hildridge	15230	Attend APTA Rail Conf. - Philadelphia, PA - Jun 2-5, 2013	\$ 1,861.03	Response to APTA's Call for Papers for the 2013 APTA Rail Conference, worked with Manager and GEC to develop and submitted an industry related Abstract. The Abstract was selected as a topic for presenting ;worked with my manager and GEC and submitted a white paper and power point presentation.	TC
Stewart, Hildridge	15230	Review and Approve ALSTOM's Factory Acceptance Testing - Rochester, NY - Jun 9-14, 2013	\$ 2,145.17	Conducted TCSU project required test witnessing of the Train Control Field Units (TCFU) Factory Acceptance Test (FAT).	CP
Stone-Boyd, Negseha	19210	Presidential Inauguration - Washington DC - Jan 19-22, 2013	\$ 248.50	To provide security detail for the Presidential Inauguration (Reimbursed by WMATA)	MI
Swinson, Paris	19210	Super Bowl Detail - New Orleans, LA - Feb 03-08, 2013	\$ 408.25	To provide security detail for the Super Bowl (Reimbursed by TSA)	MI

Tate, Umar	22710	Trapeze User Conference/SW Training - San Diego, CA - Apr 14-18, 2013	\$ 1,441.50	This conference is an opportunity for Trapeze users to come together to learn about new trends, emerging challenges, technology systems and services needed to automate the multitude of tasks that come with supporting, building, managing and measuring better transportation services.	TC
Terrell, Johnathan	22710	Georgia Transit Association Conf. - Athens, GA - Dec 5-7, 2012	\$ 670.42	Breakout sessions address current topics of interest to transit entities and related agencies; vendor vehicle and table displays offer transit system staff an opportunity to stay abreast of current industry products.	TC
Terry, Derek	10420	Zenitel Equipment Training - Kansas City, MO - Dec 3-8, 2012	\$ 2,048.18	Obtaining essential knowledge for Parking Deck Call Boxes Upgrade.	TR
Thomas, Ronald	18680	First Article Inspection/Factory Acceptance Test - Rochester, NY - Sept 23-26, 2012	\$ 936.68	Train Control and SCADA Systems Upgrade project will acquire technology components to implement an upgrade to the current train control system. To ensure the vendor (Alstom) meets the Contract Factory Acceptance Test requirements, the TCSU project team will participate with the Alstom Factory team to witness the Kensington MARTA station inspections and tests and First Article Inspection.	CP
Thomas, Ronald	18680	Article Inspection/Factory Acceptance Test - Rochester, NY - Nov 4-11, 2012	\$ 1,594.32	Train Control and SCADA Systems Upgrade project will acquire technology components to implement an upgrade to the current train control system. To ensure the vendor (Alstom) meets the Contract Factory Acceptance Test requirements, the TCSU project team will participate with the Alstom Factory team to witness these inspections and tests.	CP
Thomas, Ronald	18680	First Article Inspection/Factory Acceptance Test - Rochester, NY - Aug 19-26, 2012	\$ 1,586.12	Train Control and SCADA Systems Upgrade project will acquire technology components to implement an upgrade to the current train control system. To ensure the vendor (Alstom) meets the Contract Factory Acceptance Test requirements, the TCSU project team will participate with the Alstom Factory team to witness the Kensington MARTA station inspections and tests.	CP
Thomas, Ronald	18680	First Article Inspection/Factory Acceptance Test - Rochester, NY - Sept 11-16, 2012	\$ 1,341.40	Train Control and SCADA Systems Upgrade project will acquire technology components to implement an upgrade to the current train control system. To ensure the vendor (Alstom) meets the Contract Factory Acceptance Test requirements, the TCSU project team will participate with the Alstom Factory team to witness the Indian Creek MARTA station inspections and tests.	CP
Thompson, Latonya	10110	Gartner -CIO Symposium - Orlando, FL - Oct 21-25, 2013	\$ 2,038.60	Learn the best practices of managing complex IT environments and how to strategize for maximizing the return on IT investments.	TR
Walker, Phyllis	14710	FTA 8th Annual Drug & Alcohol Conference - Phoenix, AZ - Apr 9-11, 2013	\$ 863.28	The FTA National two day conference was attended to ensure that MARTA has a compliant FTA D & A program. Conference involved courses/training and panel discussion regarding FTA compliance issues, Management Information Systems reporting, Reasonable Suspicion Training, MRO/SAP requirements, etc.	TR
Wallace, Richard	22750	ESRI Conf. Job Related S/W Training - San Diego, CA - July 21-25, 2012	\$ 2,573.65	Training in the Esri software which is the world leader in GIS (geographic information system) modeling and mapping software and technology.	TR
Watts, Wayne	19210	To Recruit Police Personnel at Job Fair - Hinesville, GA - Sept 25-26, 2012	\$ 252.68	Participated in recruitment fair to recruit MARTA Police Officers	MI
Webb, Shirley	15920	Trapeze User Conf. - Carlsbad, CA - Apr 14-17, 2013	\$ 2,213.35	Participant of 2013 Annual Trapeze User Conference to gain new software knowledge	TC
Weber, John	15610	APTA Rail Transit Operating Practice Committee Meeting - Los Angeles, CA - Sept 10-12, 2012	\$ 977.26	Committee member, attended meeting to develop, revise and finalize APTA Standards Program, Fitness for Duty Program Requirements and Rail Transit Signals Operating Rules	TC
Weber, John	15610	APTA Rail Transit Operating Practice Committee Meeting - Miami, FL - Apr 8-10, 2013	\$ 665.29	Committee member, attended meeting to discuss committee issues, APTA Standard for RTS Emergency Management, Training of Rail Operations and Station Operations Personnel	TC
Weber, John	18680	TCSU/SCADA Factory Review - Victoria, Canada - Feb 27-Mar 1, 2013	\$ 1,950.62	Attended the Rail Car FIMS Progress and Factory Review	TC
Webster, Mark	15920	Trapeze User Conf. - Carlsbad, CA - Apr 14-17, 2013	\$ 1,338.35	Participant of 2013 Annual Trapeze User Conference to gain new software knowledge	TC
White, Lakeisha	12110	Complete Review of Modifications for ATL Streetcar - Sacramento, CA - Sept 3-8, 2012	\$ 1,749.90	To complete Review of Modifications for ATL Streetcar	CP
White, Leroy	19210	Presidential Inauguration - Washington DC - Jan 19-22, 2013	\$ 248.50	To provide security detail for the Presidential Inauguration (Reimbursed by WMATA)	MI
White, Shamara	12110	40th Annual Administrative Professionals Conf. - Orlando, FL - April 17-20, 2013	\$ 2,826.80	To attend Administrative Professionals Conf.	TR
Williams, Don	22710	Project Delivery Tour/Peer Site Visits - Los Angeles-Denver-Dallas - Oct 2-5, 2012	\$ 103.79	Coordinated with peers and regional transportation entities for planning and recognizing the important role of project management in delivering transportation-related projects.	TC
Williams, Don	22710	Leadership Training/Regional Leadership Institute - Los Angeles, CA - Sept 16-21, 2012	\$ 432.75	Programs that prepares today's and tomorrow's leaders with the tools and training to meet the region's challenges; from being able to use geographical information systems (GIS) to managing employee performance.	TR
Williams, Louise Jackson	16610	2012 Transit Labor Exchange Annual Meeting - San Diego, CA - Oct 14-18, 2012	\$ 2,229.12	As the Director of Labor Relations, the purpose of attending the conference was to participate in discussions regarding significant developments and challenges in the transit labor field over the past year and settlements of several major Collective Bargaining Agreements that have been reached.	OC
Williams, Louise Jackson	16610	2013 Georgia Labor Management Conf - Savannah, GA - Jun 18-21, 2013	\$ 835.31	As the Director of Labor Relations, the purpose of attending the conference was to participate in the discussions that brought together labor and management leaders in an informal atmosphere to discuss important issues impacting today's changing workplace environment.	OC
Wimberly, Tameka	22710	American Planning Association Annual Conf. - Los Angeles, CA - Apr 13-15, 2013	\$ 2,213.70	The American Planning Association brings together thousands of people; practicing planners, citizens, elected officials; committed to making great communities happen.	TC
Woods, Henry	15630	2013 APTA Rail Rodeo - Philadelphia , PA - May 28-Jun 3, 2013	\$ 3,215.72	Planning Committee member for the APTA International Rodeo and Chairman of MARTA's local rodeo committee; learning tool which provides training and educational experiences for all rodeo members and enhances committee member skills for safe and efficient rail service	TC
Wright, Clarence	18650	ESRI Annual User Conf. - San Diego, CA - July 22-28, 2012	\$ 2,237.65	Participated in the GIS Training Seminar to continue the software upgrades and capabilities for the MARTA GIS program	TR
Wright, Clarence	18650	Door Interlock Tech Transfer with SEPTA - Philadelphia, PA - Sept 9-15, 2012	\$ 660.03	Met with SEPTA to review the project specific demonstration related to rail vehicle doors	CP
Wright, Clarence	18650	American Railway Engineering & Maint. Of Way Assoc. Conf. - Chicago, IL - Sept 16-22, 2012	\$ 1,669.84	Attended the AREMA Conference, serves on the technical committee	OC
Zachery, Jerald	15230	System Safety Certification - Rochester, NY - Sept. 11-15, 2012	\$ 1,625.54	Reviewed safety documents for the new equipment associated with the TCFU that is proprietary. ALSTOM provided documents for review only at their facility.	CP
Zachery, Jerald	18680	Factory Acceptance Testing Rochester, NY - Dec 6-16, 2012	\$ 1,819.75	Witnessed factory testing of new equipment for the TCFU project.	CP

Zachery, Jerald	18680	System Safety Certification - Rochester, NY - Aug 19-16, 2012	\$ 2,066.81	Reviewed safety documents for the new equipment associated with the TCFU that is proprietary. ALSTOM provided documents for review only at their facility.	CP
Zachery, Jerald	18680	Factory Acceptance Testing - Rochester, NY - Nov 11-18, 2012	\$ 2,026.66	Witness factory testing of new equipment for the TCFU project.	CP
Zachery, Jerald	18680	Factory Acceptance Testing - Rochester, NY - Feb 5-10, 2013	\$ 1,413.46	Witness factory testing of new equipment for the TCFU project.	CP
Zachery, Jerald	18980	Attending APTA AFTC Recommendations Meeting - Philadelphia, PA - Oct 15-17, 2012	\$ 1,372.54	Establish APTA recommended practices for AF Track Circuits that all transit agencies can adhere to.	TC
Zachery, Jerald	18980	Attending APTA AFTC Recommendations Meeting - Miami, FL - Jan 21-22, 2013	\$ 690.47	Establish recommended practices for AF Track Circuits that all transit agencies can adhere to.	TC



## 2013

### METROPOLITAN ATLANTA RAPID TRANSIT AUTHORITY EMPLOYEES WITH ANNUAL COMPENSATION OF \$20,000 OR MORE

The salary section of the FY 2013 MARTOC Report lists all MARTA employees who have an annual base salary of \$20,000 or more or those who have earned \$20,000 or more during the reporting period (July 1, 2012 through June 30, 2013).

The FY 2013 report includes:

- **4,166** Employees and/or former employees:
  - **2,595** Represented employees and/or former employees
  - **1,571** Non-represented employees and/or former employees
- Of the 4,166 employees reported, **285** were recorded as terminated.
- A total of **1,060** employees (25.4%) received salary changes in FY 2013.
  - Of the 1,060 employees **651** (or 61.4%) were represented employees receiving salary changes pursuant to the collective bargaining agreement (i.e., salary progressions) and promotions.
  - The remaining **409** employees (or 38.6%) were non-represented employees receiving salary changes associated with such things as promotions, reclassifications, etc.
- **Overtime:** The Authority took measureable steps to reduce the overall employee overtime during FY2013. Overtime numbers are trending down this fiscal year. The Police Department accomplished the highest overall reduction of **\$1.2M** in overtime from FY2012 to FY2013.

**2013**

**METROPOLITAN ATLANTA RAPID TRANSIT AUTHORITY  
EMPLOYEES WITH ANNUAL COMPENSATION OF \$20,000 OR MORE**

The following definitions explain the figures reflected in the report:

- **Base Salary** – The annual salary for non-union employees; the hourly rate multiplied by the total annual regular hours for union employees for the respective fiscal year.
- **Difference (+/-)** – The difference between the current annual base salary and the previous base salary. May include automatic step increases (union employees), promotions, progressions, employees moving from part-time to full-time positions, adjustments resulting from wage/salary updates, and other salary adjustments.
- **Regular Earnings** – Includes time entry wages/salary, Paid Time Off (PTO) taken, Vacation, Sick Leave, Holiday pay, and other leave pay, etc.
- **Overtime Earnings** – Overtime payments are made for (1) scheduled overtime, in which overtime is built into the employee's routine work assignment (ie., Bus Operators who pick work that pays more than 8 hours a day), and (2) unscheduled overtime, in which overtime is assigned, as needed, to cover employee absences or to meet special work needs. Unscheduled Overtime is necessary for any number of reasons, including but not limited to, unexpected employee absences, unanticipated needs for repair work either to stations, tracks, buses or trains, and/or similar situations.
- **Other Earnings** – Includes Paid Time Off (PTO) sold, uniform/tool allowance, jury duty, and military pay.
- **Gross Earnings** – Reflects fiscal year-to-date gross earnings. May include overtime pay, deferred compensation, sold PTO, union arbitration awards, taxable value of such perquisites as use of company car and life insurance, uniform/tool allowance, and other pay peculiar to existing MARTA employment agreements.

**An asterisk before the position indicates a bargaining unit position.**

## MARTOC REPORT

EE NUMBER	TITLE	FY 12	FY 13	DIFFERENCE	REGULAR	OVERTIME	OTHER	TOTAL
		BASE SALARY	BASE SALARY	+/-	EARNINGS	EARNINGS	EARNINGS	EARNINGS
0000305540	*JOURNEYMAN OVERHAULER (DATE LAST EMPLOYED 01-JUN-13)	43,804.80	43,804.80	0.00	45,861.81	315.90	225.00	46,402.71
0000329568	TRANSIT POLICE OFFICER	37,024.00	37,024.00	0.00	22,631.60	2,002.50	0.00	24,634.10
0000324228	PARKING SERVICES REP	22,483.50	22,483.50	0.00	22,648.02	1,457.18	696.89	24,802.09
0000320486	*BUS OPERATOR	40,643.20	40,643.20	0.00	42,173.42	9,041.71	0.00	51,215.13
0000315788	*RAIL STATION CLEANER	28,412.80	28,412.80	0.00	30,545.95	5,844.79	0.00	36,390.74
0000327460	*BUS OPERATOR (DATE LAST EMPLOYED 16-JAN-13)	28,454.40	31,491.20	3,036.80	18,722.57	3,362.20	0.00	22,084.77
0000304710	*JOURNEYMAN RAIL CAR MECHANIC	43,804.80	43,804.80	0.00	43,707.40	4,430.51	225.00	48,362.91
0000328850	*JOURNEYMAN ET-TRAIN CONTROL	39,603.20	41,080.00	1,476.80	40,149.47	10,694.10	450.00	51,293.57
0000303344	DIVISION DISPATCHER	51,771.20	51,771.20	0.00	44,963.79	3,235.70	10,503.58	58,703.07
0000327035	*JOURNEYMAN ET-RAIL CAR MAINT	41,080.00	42,390.40	1,310.40	42,843.72	11,211.03	225.00	54,279.75
0000303792	*BUS OPERATOR	40,643.20	40,643.20	0.00	43,138.29	10,388.24	0.00	53,526.53
0000308057	DIVISION DISPATCHER	48,048.00	48,048.00	0.00	48,071.10	1,703.63	3,234.00	53,008.73
0000306520	*BUS OPERATOR	40,643.20	40,643.20	0.00	39,952.44	6,007.80	0.00	45,960.24
0000327566	*JOURNEYMAN AUTOMOTIVE TECH	41,080.00	41,392.00	312.00	42,122.40	3,928.96	225.00	46,276.36
0000323617	MOBILITY SYSTEM DATA SPECIALIST	29,601.00	29,601.00	0.00	29,699.67	2,037.98	2,580.60	34,318.25
0000327032	*JOURNEYMAN ET-RAIL CAR MAINT	41,080.00	42,390.40	1,310.40	41,505.30	5,704.17	225.00	47,434.47
0000322570	*SERVICEPERSON VII GROUNDSKEEPR	32,281.60	32,281.60	0.00	32,455.76	2,147.58	0.00	34,603.34
0000323300	COMMUNICATIONS ENGINEER VI	80,000.18	80,000.18	0.00	80,001.30	0.00	0.00	80,001.30
0000321734	CONTRACT PROFESSIONAL	0.00	0.00	0.00	97,500.00	13,950.00	0.00	111,450.00
0000306221	*JOURNEYMAN ET-RAIL CAR MAINT	43,804.80	43,804.80	0.00	45,408.00	3,238.03	225.00	48,871.03
0000314859	*BUS OPERATOR	40,643.20	40,643.20	0.00	39,080.14	1,947.43	0.00	41,027.57
0000329167	CONTRACT PROFESSIONAL (DATE LAST EMPLOYED 28-JUN-13)	68,250.00	68,250.00	0.00	44,642.50	262.50	0.00	44,905.00
0000303666	SUPV BUS TRANSPORTATION	48,588.80	48,588.80	0.00	49,336.32	27,389.60	4,274.88	81,000.80
0000306619	*BUS OPERATOR	40,643.20	40,643.20	0.00	40,984.46	694.99	0.00	41,679.45
0000323830	*INSPECTOR	39,603.20	40,643.20	1,040.00	41,259.05	1,969.51	225.00	43,453.56
0000327671	*JOURNEYMAN ELEC POWER ELECT	41,080.00	41,392.00	312.00	41,992.48	7,913.89	450.00	50,356.37
0000322046	*SERVICEPERSON I (A)	32,281.60	32,281.60	0.00	29,021.96	209.52	416.33	29,647.81
0000318939	*RAIL STATION CLEANER	28,412.80	28,412.80	0.00	28,790.64	81.96	0.00	28,872.60
0000306310	*INSPECTOR	43,118.40	43,118.40	0.00	46,057.92	4,765.43	225.00	51,048.35
0000302561	FARE COLLECTION PROCESSOR	22,483.50	22,483.50	0.00	21,051.35	1,220.06	518.86	22,790.27
0000320333	PERFORMANCE ANALYST	64,639.12	64,639.12	0.00	64,639.46	0.00	4,226.42	68,865.88
0000302866	*BUS OPERATOR	40,643.20	40,643.20	0.00	41,104.53	3,121.43	0.00	44,225.96
0000304217	HUMAN RESOURCES SYSTEMS ADMIN	74,863.36	74,863.36	0.00	69,392.90	0.00	12,669.27	82,062.17
0000305900	PERFORMANCE ANALYST	66,700.40	66,700.40	0.00	66,700.53	0.00	0.00	66,700.53

## MARTOC REPORT

EE NUMBER	TITLE	FY 12	FY 13	DIFFERENCE	REGULAR	OVERTIME	OTHER	TOTAL
		BASE SALARY	BASE SALARY	+/-	EARNINGS	EARNINGS	EARNINGS	EARNINGS
0000302113	SR RADIO COMMUNICATIONS ENGR	77,142.78	77,142.78	0.00	76,253.51	0.00	9,335.48	85,588.99
0000328051	CONTRACT SPECIALIST III	67,998.06	67,998.06	0.00	67,737.29	0.00	261.54	67,998.83
0000306642	*BUS OPERATOR	28,454.40	31,491.20	3,036.80	30,884.78	3,370.95	0.00	34,255.73
0000305802	TRANSIT POLICE OFFICER SPECIAL	56,971.20	56,971.20	0.00	56,971.20	0.00	8,002.27	64,973.47
0000317780	*BUS OPERATOR	40,643.20	40,643.20	0.00	27,337.53	701.13	0.00	28,038.66
0000304311	(DATE LAST EMPLOYED 19-FEB-13) *BUS OPERATOR	40,643.20	40,643.20	0.00	48,429.98	23,485.19	0.00	71,915.17
0000316283	*TRACK MAINTAINER	43,118.40	43,118.40	0.00	47,148.63	4,057.98	0.00	51,206.61
0000303392	*SERVICEPERSON V	43,118.40	43,118.40	0.00	43,759.21	1,601.40	0.00	45,360.61
0000303322	CONTRACT PROFESSIONAL	0.00	0.00	0.00	83,115.00	922.50	0.00	84,037.50
0000305845	*BUS OPERATOR	40,643.20	40,643.20	0.00	42,750.38	4,644.85	0.00	47,395.23
0000305997	*BUS OPERATOR	40,643.20	40,643.20	0.00	34,601.62	534.67	0.00	35,136.29
0000323609	*MOBILITY OPERATOR	26,083.20	27,414.40	1,331.20	27,629.78	7,274.46	0.00	34,904.24
0000321109	PROJECT MANAGER II	93,724.02	93,724.02	0.00	93,724.80	0.00	6,708.73	100,433.53
0000304323	(DATE LAST EMPLOYED 05-AUG-13) *SERVICEPERSON IV	34,008.00	34,008.00	0.00	33,419.89	2,930.79	0.00	36,350.68
0000318260	(DATE LAST EMPLOYED 01-MAY-13) *BUS OPERATOR	40,643.20	40,643.20	0.00	23,441.11	8,480.68	0.00	31,921.79
0000302773	(DATE LAST EMPLOYED 07-DEC-12) *RAIL STATION CLEANER	28,412.80	28,412.80	0.00	31,929.03	10,029.88	0.00	41,958.91
0000322738	*JOURNEYMAN AUTOMOTIVE TECH	43,804.80	43,804.80	0.00	44,303.39	8,213.44	225.00	52,741.83
0000318010	*RAIL OPERATOR	40,643.20	40,643.20	0.00	44,739.18	24,361.81	0.00	69,100.99
0000326270	*JOURNEYMAN ET-TRAIN CONTROL	41,392.00	42,390.40	998.40	44,077.23	33,181.33	225.00	77,483.56
0000304699	*MATERIAL CONTROLLER	42,369.60	42,369.60	0.00	43,127.47	3,032.60	0.00	46,160.07
0000303342	CONTRACT AGM	190,000.20	190,000.20	0.00	86,230.86	0.00	0.00	86,230.86
0000320753	*MOBILITY OPERATOR	28,766.40	30,409.60	1,643.20	30,797.98	339.97	0.00	31,137.95
0000305413	*MATERIAL CONTROLLER	42,369.60	42,369.60	0.00	42,771.03	962.50	0.00	43,733.53
0000302597	*BUS OPERATOR	40,643.20	40,643.20	0.00	42,543.88	10,250.09	0.00	52,793.97
0000302548	SR GRAPHICS DESIGNER	50,703.38	50,703.38	0.00	50,703.56	0.00	4,940.34	55,643.90
0000322682	*JOURNEYMAN ET-RADIO MAINT	43,804.80	43,804.80	0.00	43,470.46	2,084.95	225.00	45,780.41
0000303056	SUPV CAR REPAIR INSPECTION	52,104.00	52,104.00	0.00	52,836.73	8,961.71	5,356.45	67,154.89
0000316060	*BUS OPERATOR	40,643.20	40,643.20	0.00	41,313.79	1,623.90	0.00	42,937.69
0000304982	SR PROJECT MANAGER	91,700.18	92,700.40	1,000.22	92,200.68	0.00	7,092.34	99,293.02
0000304792	*RAIL STATION CLEANER	28,412.80	28,412.80	0.00	30,525.46	7,350.80	0.00	37,876.26
0000317919	*RAIL STATION CLEANER	28,412.80	28,412.80	0.00	29,354.56	7,458.36	0.00	36,812.92
0000323745	*BUS OPERATOR	37,606.40	40,643.20	3,036.80	40,382.92	4,994.13	0.00	45,377.05
0000305143	*SERVICEPERSON V	31,824.00	43,118.40	11,294.40	33,471.05	206.57	153.00	33,830.62
0000316367	MYSTERY CUSTOMER PROJECT ANALY	53,854.32	53,854.32	0.00	53,647.41	0.00	0.00	53,647.41



## MARTOC REPORT

EE NUMBER	TITLE	FY 12	FY 13	DIFFERENCE	REGULAR	OVERTIME	OTHER	TOTAL
		BASE SALARY	BASE SALARY	+/-	EARNINGS	EARNINGS	EARNINGS	EARNINGS
0000303490	TRANSIT POLICE OFFICER SR	54,787.20	54,787.20	0.00	55,616.91	13,156.87	4,214.40	72,988.18
0000304446	TRANSIT POLICE OFFICER SR	54,787.20	54,787.20	0.00	56,512.47	27,340.94	5,535.88	89,389.29
0000327626	*BUS OPERATOR	28,454.40	31,491.20	3,036.80	29,778.86	2,985.75	0.00	32,764.61
0000327637	*BUS OPERATOR	28,454.40	31,491.20	3,036.80	31,332.48	3,361.16	0.00	34,693.64
0000329345	*INSPECTOR	40,206.40	40,206.40	0.00	29,412.04	4,141.20	0.00	33,553.24
0000321370	*BUS OPERATOR	40,643.20	40,643.20	0.00	42,025.35	1,774.81	0.00	43,800.16
0000303981	*RAIL OPERATOR	40,643.20	40,643.20	0.00	43,507.19	23,476.06	0.00	66,983.25
0000302574	SUPV RAIL LINE	51,230.40	51,230.40	0.00	51,359.71	3,458.12	176.60	54,994.43
0000321278	*STATION AGENT	37,169.60	37,169.60	0.00	39,957.40	34,873.44	0.00	74,830.84
0000324778	*BUS OPERATOR	34,548.80	37,606.40	3,057.60	37,737.36	10,001.08	0.00	47,738.44
0000324130	*RAIL STATION CLEANER	28,412.80	28,412.80	0.00	28,598.35	5,829.44	0.00	34,427.79
0000321209	*INSPECTOR	41,267.20	41,392.00	124.80	42,234.93	3,290.52	225.00	45,750.45
0000304673	*JOURNEYMAN ET-TRAIN CONTROL	43,804.80	43,804.80	0.00	46,171.40	22,184.13	225.00	68,580.53
0000329823	*BUS OPERATOR	28,454.40	28,454.40	0.00	14,633.00	5,385.93	0.00	20,018.93
0000323734	*BUS OPERATOR	37,606.40	40,643.20	3,036.80	32,676.37	2,257.92	0.00	34,934.29
0000304932	MOBILITY SYSTEM DATA SPECIALIST	33,072.00	33,072.00	0.00	28,594.56	4,362.96	0.00	32,957.52
0000302957	RAIL SERVICES CONTROLLER	58,281.60	58,281.60	0.00	45,616.56	991.92	2,005.86	48,614.34
0000320437	*SERVICEPERSON I	31,824.00	31,824.00	0.00	23,915.34	235.25	0.00	24,150.59
0000303627	SUPV CAR REPAIR INSPECTION	52,104.00	52,104.00	0.00	53,857.50	11,072.10	9,519.00	74,448.60
0000305727	*BUS OPERATOR	40,643.20	40,643.20	0.00	41,000.17	4,547.31	0.00	45,547.48
0000306628	TRANSIT POLICE SERGEANT	65,936.00	65,936.00	0.00	66,696.80	14,003.51	1,902.00	82,602.31
0000316920	SUPV CAR REPAIR INSPECTION	52,104.00	52,104.00	0.00	52,316.94	8,329.14	5,260.50	65,906.58
0000321233	*MOBILITY OPERATOR	27,414.40	28,766.40	1,352.00	28,723.18	6,201.48	0.00	34,924.66
0000305542	PLANNING DATA ANALYST	51,021.88	51,021.88	0.00	51,022.25	0.00	3,924.78	54,947.03
0000304367	*MOBILITY OPERATOR	30,409.60	30,409.60	0.00	31,846.04	7,078.01	0.00	38,924.05
0000323528	*BUS OPERATOR	37,606.40	40,643.20	3,036.80	38,456.72	3,778.62	0.00	42,235.34
0000306257	*MOBILITY OPERATOR	30,409.60	30,409.60	0.00	32,807.28	33,953.26	0.00	66,760.54
0000322751	COMMUNICATIONS ENGINEER VI	84,000.02	84,000.02	0.00	84,000.56	0.00	3,446.16	87,446.72
0000303467	*BUS OPERATOR	40,643.20	40,643.20	0.00	43,451.06	11,950.99	0.00	55,402.05
0000304630	*JOURNEYMAN SUPPORT EQUIPMENT	43,804.80	43,804.80	0.00	45,623.84	5,844.16	225.00	51,693.00
0000303157	RETIREMENT BENEFITS ANALYST	51,223.12	51,223.12	0.00	50,238.42	0.00	6,501.46	56,739.88
0000303387	GEN SUPT RAIL CAR MAINTENANCE	69,977.18	82,930.12	12,952.94	73,395.32	0.00	10,459.58	83,854.90
0000302569	CHF ENG RELIABILITY & RC REHAB (DATE LAST EMPLOYED 01-MAY-13)	93,000.18	93,000.18	0.00	75,116.04	0.00	3,189.20	78,305.24
0000322670	SYSTEM SAFETY OFFICER	60,279.44	60,279.44	0.00	59,584.04	0.00	0.00	59,584.04
0000304351	CONTRACT EMP ADMIN SUPPORT	0.00	0.00	0.00	24,226.50	2,022.77	0.00	26,249.27

## MARTOC REPORT

EE NUMBER	TITLE	FY 12	FY 13	DIFFERENCE	REGULAR	OVERTIME	OTHER	TOTAL
		BASE SALARY	BASE SALARY	+/-	EARNINGS	EARNINGS	EARNINGS	EARNINGS
0000304632	*MOBILITY OPERATOR	30,409.60	30,409.60	0.00	29,936.96	164.50	0.00	30,101.46
0000320849	*TRACK WALKER	43,118.40	43,118.40	0.00	44,287.93	6,296.83	0.00	50,584.76
0000306347	*BUS OPERATOR	40,643.20	40,643.20	0.00	41,601.42	6,291.48	0.00	47,892.90
0000320625	CONTRACT PROFESSIONAL	0.00	0.00	0.00	123,337.50	0.00	0.00	123,337.50
0000302004	SR RECRUITER	61,499.88	61,499.88	0.00	54,403.90	0.00	8,610.03	63,013.93
0000322067	SPECIAL PROJECTS AUDITOR III	72,131.54	72,131.54	0.00	72,131.66	0.00	0.00	72,131.66
0000304129	*RAIL OPERATOR	40,643.20	40,643.20	0.00	42,182.57	9,657.22	0.00	51,839.79
0000321141	*BUS OPERATOR	40,643.20	40,643.20	0.00	42,662.75	16,060.62	0.00	58,723.37
0000327678	*INSPECTOR	39,603.20	40,643.20	1,040.00	41,823.27	5,473.69	225.00	47,521.96
0000316055	*BUS OPERATOR	40,643.20	40,643.20	0.00	40,128.74	1,688.37	0.00	41,817.11
0000304886	SUPV MOBILITY TRANSPORTATION	45,281.60	45,281.60	0.00	45,548.30	647.70	2,786.56	48,982.56
0000317359	INFORMATION SYSTEMS ANALYST I	58,925.88	58,925.88	0.00	58,925.93	0.00	5,665.95	64,591.88
0000306488	FIELD INSPECTOR	51,226.50	51,226.50	0.00	53,459.52	23,905.76	1,050.80	78,416.08
0000303730	*JOURNEYMAN ET-RAIL CAR MAINT	43,804.80	43,804.80	0.00	40,595.77	979.29	435.60	42,010.66
0000303130	*BUS OPERATOR	40,643.20	40,643.20	0.00	44,251.66	12,890.18	0.00	57,141.84
0000306275	TRANSIT POLICE SERGEANT	65,936.00	65,936.00	0.00	61,490.08	22,419.85	11,412.00	95,321.93
0000302578	*INSPECTOR	43,118.40	43,118.40	0.00	43,762.41	1,321.58	225.00	45,308.99
0000303037	*BUS OPERATOR	40,643.20	40,643.20	0.00	46,688.98	35,010.09	0.00	81,699.07
0000304330	*TRACK MAINTAINER	43,118.40	43,118.40	0.00	44,246.43	2,495.42	0.00	46,741.85
0000328205	*MOBILITY OPERATOR	23,358.40	23,358.40	0.00	20,436.29	134.82	0.00	20,571.11
0000327862	*BUS OPERATOR	28,454.40	31,491.20	3,036.80	30,048.01	4,258.06	0.00	34,306.07
0000303664	*BUS OPERATOR	40,643.20	40,643.20	0.00	28,897.78	2,267.17	0.00	31,164.95
0000303073	*RAIL OPERATOR	40,643.20	40,643.20	0.00	39,661.66	14,309.91	0.00	53,971.57
0000306395	TRANSIT POLICE OFFICER SPECIAL	56,971.20	56,971.20	0.00	57,902.46	10,024.78	0.00	67,927.24
0000326633	*BUS OPERATOR	28,454.40	31,491.20	3,036.80	32,933.44	6,967.53	0.00	39,900.97
0000302132	TRANSIT POLICE OFFICER SR (DATE LAST EMPLOYED 01-JUL-13)	54,787.20	54,787.20	0.00	26,313.84	0.00	0.00	26,313.84
0000318013	*BUS OPERATOR	28,454.40	28,454.40	0.00	24,920.74	606.70	0.00	25,527.44
0000315370	PLANNER TRACK & STRUCTURES	52,104.00	52,104.00	0.00	53,456.70	9,794.55	3,663.57	66,914.82
0000323593	INSTRUCTOR RAIL OPERATIONS	57,720.00	57,720.00	0.00	56,554.50	0.00	2,220.00	58,774.50
0000319548	EMPLOYEE RELATIONS SPECIALIST	58,299.02	58,299.02	0.00	58,299.34	0.00	0.00	58,299.34
0000318689	BUS RADIO MAINTENANCE SPEC (DATE LAST EMPLOYED 02-NOV-12)	67,017.60	67,017.60	0.00	25,776.00	0.00	1,481.80	27,257.80
0000302564	OFFICE ADMINISTRATOR I	44,044.26	44,044.26	0.00	44,044.50	0.00	1,694.01	45,738.51
0000302052	GEN SUPT BUS MAINT	75,289.50	75,289.50	0.00	75,289.63	0.00	5,791.50	81,081.13
0000303084	*BUS OPERATOR	40,643.20	40,643.20	0.00	38,289.91	2,433.46	0.00	40,723.37

## MARTOC REPORT

EE NUMBER	TITLE	FY 12	FY 13	DIFFERENCE	REGULAR	OVERTIME	OTHER	TOTAL
		BASE SALARY	BASE SALARY	+/-	EARNINGS	EARNINGS	EARNINGS	EARNINGS
0000305256	*JOURNEYMAN ET-RAIL CAR MAINT	43,804.80	43,804.80	0.00	45,235.05	4,106.73	561.96	49,903.74
0000322688	TRANSIT POLICE OFFICER SPECIAL	50,668.80	52,686.40	2,017.60	50,391.11	19,839.92	1,851.36	72,082.39
0000321908	*INSPECTOR	43,118.40	43,118.40	0.00	46,894.98	9,415.32	225.00	56,535.30
0000327137	*MOBILITY OPERATOR	23,358.40	24,564.80	1,206.40	25,063.57	5,301.22	0.00	30,364.79
0000323646	MOBILITY SYSTEM DATA SPECIALIST (DATE LAST EMPLOYED 21-JUN-13)	30,654.00	30,654.00	0.00	31,227.78	2,982.87	2,292.61	36,503.26
0000323718	*RAIL STATION CLEANER	28,412.80	28,412.80	0.00	28,657.48	0.00	0.00	28,657.48
0000314970	*BUS OPERATOR	40,643.20	40,643.20	0.00	41,245.07	2,728.90	0.00	43,973.97
0000325711	CJIT-POLICE DISPATCHER	33,696.00	33,696.00	0.00	34,482.25	10,054.15	1,944.00	46,480.40
0000315049	LD BREEZE MEDIA DIST AGENT	47,013.98	47,013.98	0.00	47,014.15	0.00	2,712.35	49,726.50
0000325314	TRANSIT POLICE OFFICER SR	46,841.60	48,713.60	1,872.00	47,885.76	9,858.98	1,140.40	58,885.14
0000303376	FOREMAN TRAIN CONTROL	56,409.60	56,409.60	0.00	60,965.76	19,119.60	0.00	80,085.36
0000303940	ORG LEARNING SPECIALIST III	62,499.84	62,499.84	0.00	57,165.42	0.00	0.00	57,165.42
0000316477	SR MOBILITY SYS DATA SPEC	36,732.28	36,732.28	0.00	31,929.14	0.00	979.54	32,908.68
0000303765	*MATERIAL CONTROLLER LEAD	43,659.20	43,659.20	0.00	49,360.82	7,973.69	0.00	57,334.51
0000326712	*BUS OPERATOR	28,454.40	31,491.20	3,036.80	32,135.33	3,181.96	0.00	35,317.29
0000305051	INSTRUCTOR BUS OPERATIONS	56,950.40	56,950.40	0.00	57,059.92	3,532.02	5,457.39	66,049.33
0000303491	CRIMINAL JUSTICE ADMINISTRA	36,961.60	36,961.60	0.00	35,389.00	8,383.10	4,815.67	48,587.77
0000322490	*INSPECTOR	43,804.80	43,118.40	-686.40	44,129.13	2,580.22	225.00	46,934.35
0000302867	RECRUITING TECHNICIAN II	40,306.50	40,306.50	0.00	40,306.67	0.00	1,294.99	41,601.66
0000321066	*MOBILITY OPERATOR	28,766.40	30,409.60	1,643.20	29,497.65	318.50	116.96	29,933.11
0000316120	*TRACK MAINTAINER	43,118.40	43,118.40	0.00	45,376.29	11,326.51	0.00	56,702.80
0000326005	FOREMAN COMMUNICATION	51,001.60	51,001.60	0.00	52,092.74	6,411.98	0.00	58,504.72
0000306223	*BUS OPERATOR	40,643.20	40,643.20	0.00	39,932.51	6,208.91	0.00	46,141.42
0000327475	*BUS OPERATOR	28,454.40	31,491.20	3,036.80	30,841.75	5,023.17	0.00	35,864.92
0000322129	*BUS OPERATOR	28,454.40	31,491.20	3,036.80	31,326.54	4,517.30	0.00	35,843.84
0000305700	SR ADJUSTER LIABILITY LITIG (DATE LAST EMPLOYED 01-JUN-13)	61,963.72	61,963.72	0.00	58,150.90	0.00	4,268.22	62,419.12
0000302624	MGR FINANCIAL PLAN ANALYSIS	94,511.30	94,511.30	0.00	76,142.49	0.00	18,369.18	94,511.67
0000322048	DISPATCHER RADIO COMMUNICATION	48,588.80	48,588.80	0.00	48,682.24	2,264.76	3,036.80	53,983.80
0000319483	*INSPECTOR	41,267.20	41,392.00	124.80	42,927.12	14,705.82	225.00	57,857.94
0000303222	*RAIL STATION CLEANER	28,412.80	28,412.80	0.00	31,427.02	13,538.77	0.00	44,965.79
0000328470	*INSPECTOR	39,603.20	40,206.40	603.20	39,741.29	2,872.56	0.00	42,613.85
0000304617	SUPT CONTROL CENTER	68,640.00	68,640.00	0.00	66,528.00	0.00	8,624.00	75,152.00
0000326634	*MOBILITY OPERATOR	23,358.40	24,564.80	1,206.40	20,346.79	1,962.67	0.00	22,309.46
0000303894	CONTRACT INSTRUCTOR	0.00	0.00	0.00	41,268.09	0.00	0.00	41,268.09
0000316106	*BUS OPERATOR	40,643.20	40,643.20	0.00	41,789.25	5,526.82	0.00	47,316.07

## MARTOC REPORT

EE NUMBER	TITLE	FY 12	FY 13	DIFFERENCE	REGULAR	OVERTIME	OTHER	TOTAL
		BASE SALARY	BASE SALARY	+/-	EARNINGS	EARNINGS	EARNINGS	EARNINGS
0000317405	TRANSIT POLICE OFFICER SR	50,668.80	52,686.40	2,017.60	45,627.28	5,975.38	2,396.76	53,999.42
0000321909	*DYNAMOMETER OPERATOR	43,804.80	43,804.80	0.00	45,539.62	9,557.04	225.00	55,321.66
0000302697	*BUS OPERATOR	40,643.20	40,643.20	0.00	45,223.99	38,488.68	0.00	83,712.67
0000320229	MGR ENTERPRISE NETWORK OPS	97,500.00	97,500.00	0.00	91,875.00	0.00	21,003.00	112,878.00
0000303521	DIR ENTERPRISE TECHNOLOGY (DATE LAST EMPLOYED 01-JUL-12)	110,727.24	110,727.24	0.00	4,258.74	0.00	43,794.05	48,052.79
0000303726	TRANSIT POLICE OFFICER SR	54,787.20	54,787.20	0.00	55,577.40	14,924.94	842.88	71,345.22
0000330161	DIR INFORMATION TECH AUDIT	104,000.00	104,000.00	0.00	36,000.01	0.00	0.00	36,000.01
0000303461	*BUS OPERATOR	40,643.20	40,643.20	0.00	42,527.12	13,176.21	0.00	55,703.33
0000304382	SUPV BUS MAINTENANCE	53,248.00	53,248.00	0.00	54,118.40	14,259.20	5,222.40	73,600.00
0000304945	*SERVICEPERSON IV	34,008.00	34,008.00	0.00	34,795.58	7,799.01	0.00	42,594.59
0000302837	*BUS OPERATOR	40,643.20	40,643.20	0.00	21,665.06	43.97	0.00	21,709.03
0000303052	*BUS OPERATOR	40,643.20	40,643.20	0.00	42,695.94	8,237.48	0.00	50,933.42
0000305946	SUPV RECORDS CENTER MAIL SVCS	63,974.04	63,974.04	0.00	63,974.20	0.00	2,460.54	66,434.74
0000324644	*MOBILITY OPERATOR	26,083.20	27,414.40	1,331.20	27,459.04	241.07	200.64	27,900.75
0000319537	MGR POWER	80,739.36	80,739.36	0.00	80,740.20	0.00	0.00	80,740.20
0000320975	TRANSIT POLICE OFFICER SR	50,668.80	52,686.40	2,017.60	42,136.02	420.21	9,744.00	52,300.23
0000304975	INSTRUCTOR BUS TECHNICAL	57,512.00	57,512.00	0.00	57,512.00	767.29	5,087.60	63,366.89
0000326987	IT PROJECT MANAGER	74,485.06	74,485.06	0.00	68,526.59	0.00	5,958.88	74,485.47
0000322497	TRANSIT POLICE OFFICER SR (DATE LAST EMPLOYED 09-MAY-13)	45,032.00	46,841.60	1,809.60	33,989.32	6,219.36	10,703.66	50,912.34
0000305114	*BUS OPERATOR	40,643.20	40,643.20	0.00	40,174.39	3,612.91	0.00	43,787.30
0000317963	*BUS OPERATOR	40,643.20	40,643.20	0.00	41,331.24	516.81	0.00	41,848.05
0000303860	*STATION AGENT	37,169.60	37,169.60	0.00	41,802.57	50,534.24	0.00	92,336.81
0000320653	*BUS OPERATOR	40,643.20	40,643.20	0.00	42,042.68	4,615.60	0.00	46,658.28
0000306329	*INSPECTOR	43,118.40	43,118.40	0.00	40,976.24	0.00	225.00	41,201.24
0000303772	SUPV RAIL YARD TOWER	53,435.20	53,435.20	0.00	53,788.45	14,792.32	3,391.34	71,972.11
0000305161	*MOBILITY OPERATOR	30,409.60	30,409.60	0.00	31,210.05	13,503.47	0.00	44,713.52
0000329349	*SERVICEPERSON I	30,472.00	30,472.00	0.00	21,643.44	311.86	0.00	21,955.30
0000302891	*JOURNEYMAN ET-LABORATORY	43,804.80	43,804.80	0.00	46,051.53	5,844.16	225.00	52,120.69
0000305142	*MATERIAL CONTROLLER	42,369.60	42,369.60	0.00	42,908.49	1,023.61	0.00	43,932.10
0000322241	*BUS OPERATOR	40,643.20	40,643.20	0.00	42,714.58	7,128.93	0.00	49,843.51
0000304085	*BUS OPERATOR	40,643.20	40,643.20	0.00	41,128.93	5,573.68	0.00	46,702.61
0000305990	*JOURNEYMAN OVERHAULER	43,804.80	43,804.80	0.00	45,274.03	10,124.62	225.00	55,623.65
0000322036	*BUS OPERATOR	40,643.20	40,643.20	0.00	42,653.39	10,645.87	0.00	53,299.26
0000315315	*MOBILITY OPERATOR	30,409.60	30,409.60	0.00	33,944.63	26,211.94	0.00	60,156.57

## MARTOC REPORT

EE NUMBER	TITLE	FY 12	FY 13	DIFFERENCE	REGULAR	OVERTIME	OTHER	TOTAL
		BASE SALARY	BASE SALARY	+/-	EARNINGS	EARNINGS	EARNINGS	EARNINGS
0000302845	MOBILITY SYSTEM DATA SPECIALIST	33,052.50	33,052.50	0.00	31,200.85	1,322.16	1,932.32	34,455.33
0000306355	SUPV RAIL YARD TOWER	52,104.00	52,104.00	0.00	53,181.16	12,025.27	5,385.75	70,592.18
0000302407	TRANSIT POLICE OFFICER SR	54,787.20	54,787.20	0.00	57,605.58	22,866.50	5,715.78	86,187.86
0000302899	*JOURNEYMAN SUPPORT EQUIPMENT	43,804.80	43,804.80	0.00	44,614.44	2,290.29	225.00	47,129.73
0000303384	*JOURNEYMAN ET-TRAIN CONTROL	43,804.80	43,804.80	0.00	48,514.33	18,614.45	225.00	67,353.78
0000329036	*BUS OPERATOR	28,454.40	28,454.40	0.00	24,610.98	1,838.87	0.00	26,449.85
0000304952	*BUS OPERATOR	40,643.20	40,643.20	0.00	43,060.79	6,414.57	0.00	49,475.36
0000316729	CONTRACT PROFESSIONAL	0.00	0.00	0.00	76,500.00	0.00	0.00	76,500.00
0000328454	*BUS OPERATOR	31,491.20	31,491.20	0.00	27,647.33	6,322.92	0.00	33,970.25
0000314934	PROJECT MANAGER II	94,052.92	94,052.92	0.00	93,691.97	0.00	361.75	94,053.72
0000304925	GEN SUPT RAIL CAR MAINTENANCE	74,357.92	82,930.12	8,572.20	76,991.56	0.00	4,619.60	81,611.16
0000303557	*SERVICEPERSON IV	34,008.00	34,008.00	0.00	36,199.88	14,463.73	0.00	50,663.61
0000321020	*RAIL STATION CLEANER	28,412.80	28,412.80	0.00	29,569.26	8,764.60	0.00	38,333.86
0000328462	*INSPECTOR	39,603.20	40,206.40	603.20	40,322.45	3,080.39	0.00	43,402.84
0000305049	*BUS OPERATOR	40,643.20	40,643.20	0.00	43,322.66	21,282.53	0.00	64,605.19
0000322971	*JOURNEYMAN ELEC POWER ELECT	43,804.80	43,804.80	0.00	35,642.77	10,598.53	225.00	46,466.30
0000303840	SR INFORMATION SYSTEMS ANALYST	84,704.10	84,704.10	0.00	80,794.79	0.00	13,035.76	93,830.55
0000303483	SUPV BUS MAINTENANCE	56,555.20	56,555.20	0.00	57,044.62	9,652.45	4,350.40	71,047.47
0000322665	*BUS OPERATOR	40,643.20	40,643.20	0.00	24,623.47	1,326.04	0.00	25,949.51
0000322965	(DATE LAST EMPLOYED 04-FEB-13) CHF BUSINESS SUPPORT SVCS (DATE LAST EMPLOYED 11-DEC-12)	195,000.00	195,000.00	0.00	140,445.92	0.00	1,500.00	141,945.92
0000305881	SUPV RAIL YARD TOWER	53,248.00	53,248.00	0.00	53,452.80	9,523.20	0.00	62,976.00
0000327038	*JOURNEYMAN ET-RAIL CAR MAINT	41,080.00	42,390.40	1,310.40	42,484.47	3,499.40	225.00	46,208.87
0000322206	*INSPECTOR	43,118.40	43,118.40	0.00	43,698.87	980.46	225.00	44,904.33
0000304515	CHF CONFIGURATION MANAGEMENT	64,915.50	64,915.50	0.00	64,915.68	0.00	6,699.62	71,615.30
0000322747	*HOSTLER JUNIOR APPRENTICE	34,008.00	34,008.00	0.00	34,843.95	3,629.72	0.00	38,473.67
0000314808	FOREMAN POWER	52,686.40	52,686.40	0.00	53,345.04	7,953.68	2,026.40	63,325.12
0000316182	*BUS OPERATOR	40,643.20	40,643.20	0.00	41,706.65	2,796.62	0.00	44,503.27
0000325845	SUPT RAIL LINE	64,000.04	64,000.04	0.00	64,000.19	0.00	0.00	64,000.19
0000304946	FARE COLLECTION ASST	28,879.50	28,879.50	0.00	29,283.23	1,427.37	1,710.56	32,421.16
0000328740	MAINTENANCE PLANNER BUS	52,686.40	52,686.40	0.00	53,395.64	8,586.88	0.00	61,982.52
0000320967	*SERVICEPERSON I	31,824.00	31,824.00	0.00	24,750.35	183.60	0.00	24,933.95
0000321538	(DATE LAST EMPLOYED 20-FEB-13) *BUS OPERATOR	31,491.20	40,643.20	9,152.00	35,792.57	481.87	0.00	36,274.44
0000304094	SUPT CONTROL CENTER	70,754.58	70,754.58	0.00	39,459.43	0.00	11,837.80	51,297.23
0000306291	(DATE LAST EMPLOYED 01-FEB-13) DIR ACCOUNTING	108,516.98	108,516.98	0.00	108,517.16	0.00	21,067.88	129,585.04

## MARTOC REPORT

EE NUMBER	TITLE	FY 12	FY 13	DIFFERENCE	REGULAR	OVERTIME	OTHER	TOTAL
		BASE SALARY	BASE SALARY	+/-	EARNINGS	EARNINGS	EARNINGS	EARNINGS
0000305630	*JOURNEYMAN AUTOMOTIVE TECH	43,804.80	43,804.80	0.00	44,646.60	3,696.03	225.00	48,567.63
0000304448	*JOURNEYMAN ET-LABORATORY	43,804.80	43,804.80	0.00	45,110.50	6,697.11	435.60	52,243.21
0000302227	*INSPECTOR	43,118.40	43,118.40	0.00	45,837.40	8,154.16	225.00	54,216.56
0000304326	*JOURNEYMAN RAIL CAR MECHANIC	43,804.80	43,804.80	0.00	43,781.10	631.80	225.00	44,637.90
0000316605	*RAIL OPERATOR	40,643.20	40,643.20	0.00	42,207.46	8,147.49	0.00	50,354.95
0000305923	*BUS OPERATOR	40,643.20	40,643.20	0.00	36,833.74	801.12	0.00	37,634.86
0000317577	*JOURNEYMAN ELEC POWER ELECT	41,080.00	41,392.00	312.00	41,794.49	5,735.31	450.00	47,979.80
0000302562	GEN SUPT BUS TRANS OPERATIONS	75,810.54	75,810.54	0.00	75,810.69	0.00	1,749.48	77,560.17
0000318950	*BUS OPERATOR	40,643.20	40,643.20	0.00	41,896.40	2,216.57	156.32	44,269.29
0000326459	DIR VERTICAL TRANSPORTATION	122,272.02	122,272.02	0.00	122,272.28	0.00	0.00	122,272.28
0000327795	*BUS OPERATOR	31,491.20	31,491.20	0.00	23,822.38	2,594.22	0.00	26,416.60
0000320054	INFORMATION SYS ANALYST III	72,450.30	72,450.30	0.00	69,663.90	0.00	2,786.56	72,450.46
0000305781	CJIT GCIC NCIC OPERATOR	37,772.80	37,772.80	0.00	38,124.86	10,334.86	2,542.40	51,002.12
0000320213	*BUS OPERATOR	40,643.20	40,643.20	0.00	24,303.82	341.47	0.00	24,645.29
0000317767	(DATE LAST EMPLOYED 10-JUN-13) RAIL SERVICES CONTROLLER	58,156.80	58,156.80	0.00	57,709.44	880.74	2,460.48	61,050.66
0000302528	*BUS OPERATOR	40,643.20	40,643.20	0.00	41,353.12	4,839.52	0.00	46,192.64
0000305730	CONTRACT SERVICES INSPECTOR	32,635.20	32,635.20	0.00	30,300.07	0.00	2,855.58	33,155.65
0000302934	(DATE LAST EMPLOYED 01-AUG-13) *BUS OPERATOR	40,643.20	40,643.20	0.00	45,387.76	14,606.29	0.00	59,994.05
0000303696	PLANNER BLDGS & SUPPORT EQUIP	54,995.20	54,995.20	0.00	54,995.20	79.32	3,437.20	58,511.72
0000315119	*BUS OPERATOR	40,643.20	40,643.20	0.00	40,966.69	101.02	0.00	41,067.71
0000306262	TRANS RESEARCH SPECIALIST III	59,618.00	59,618.00	0.00	59,618.03	0.00	2,293.00	61,911.03
0000302039	TRANSIT POLICE SERGEANT	65,936.00	65,936.00	0.00	65,904.30	19,994.86	7,354.40	93,253.56
0000314809	(DATE LAST EMPLOYED 14-JUN-13) *BUS OPERATOR	40,643.20	40,643.20	0.00	42,011.54	1,110.66	0.00	43,122.20
0000318746	*STRUCTURAL INSPECTOR	43,118.40	43,118.40	0.00	46,614.86	7,867.12	0.00	54,481.98
0000304959	SUPV BUS TRANSPORTATION	51,168.00	51,168.00	0.00	51,635.40	5,916.30	2,484.60	60,036.30
0000327633	*BUS OPERATOR	28,454.40	31,491.20	3,036.80	30,786.31	2,007.25	121.12	32,914.68
0000302793	FARE COLLECTION COORDINATOR OP	34,515.00	48,184.50	13,669.50	47,137.93	6,346.46	4,982.80	58,467.19
0000316108	*BUS OPERATOR	40,643.20	40,643.20	0.00	40,479.67	5,479.59	0.00	45,959.26
0000324637	DISPATCHER MOBILITY	38,126.40	38,126.40	0.00	35,987.84	994.43	378.89	37,361.16
0000302491	(DATE LAST EMPLOYED 24-MAY-13) *BUS OPERATOR	40,643.20	40,643.20	0.00	42,132.17	12,716.93	0.00	54,849.10
0000302828	CLAIMS ADJUSTER II WKRS COMP	36,285.34	43,638.40	7,353.06	36,568.43	0.00	2,930.76	39,499.19
0000302412	CONTRACT SPECIALIST II	62,750.22	62,750.22	0.00	62,750.45	0.00	7,819.65	70,570.10
0000319967	*SERVICEPERSON I	31,824.00	31,824.00	0.00	33,080.10	619.65	0.00	33,699.75
0000326547	MGR DBA	91,500.24	97,500.00	5,999.76	97,269.24	0.00	0.00	97,269.24

## MARTOC REPORT

EE NUMBER	TITLE	FY 12	FY 13	DIFFERENCE	REGULAR	OVERTIME	OTHER	TOTAL
		BASE SALARY	BASE SALARY	+/-	EARNINGS	EARNINGS	EARNINGS	EARNINGS
0000303279	*BUS OPERATOR	40,643.20	40,643.20	0.00	41,301.62	5,885.32	0.00	47,186.94
0000306315	SUPV BUS & RAIL STORES	57,574.40	57,574.40	0.00	57,574.40	0.00	2,214.40	59,788.80
0000320700	SUPT SERVICE QUALITY	48,048.00	69,000.10	20,952.10	52,539.30	10,874.39	5,425.86	68,839.55
0000323664	*BUS OPERATOR	37,606.40	40,643.20	3,036.80	40,213.85	9,635.78	0.00	49,849.63
0000319992	MOBILITY CUSTOMER CARE REP (DATE LAST EMPLOYED 24-MAY-13)	36,523.50	36,523.50	0.00	27,903.18	1,362.66	5,384.91	34,650.75
0000320712	*SERVICEPERSON I (A)	32,281.60	32,281.60	0.00	32,541.12	1,513.20	0.00	34,054.32
0000320621	MOBILITY CUSTOMER CARE REP	36,348.00	36,348.00	0.00	36,520.42	328.53	0.00	36,848.95
0000308505	CONTRACT PROFESSIONAL	0.00	0.00	0.00	101,392.50	15,785.00	0.00	117,177.50
0000325416	*JOURNEYMAN ET-RADIO MAINT	42,390.40	43,804.80	1,414.40	45,012.61	6,406.92	225.00	51,644.53
0000305828	*BUS OPERATOR	40,643.20	40,643.20	0.00	41,620.08	1,045.29	0.00	42,665.37
0000306345	SUPV BUS TRANSPORTATION	50,731.20	50,731.20	0.00	51,706.80	4,768.25	4,276.31	60,751.36
0000315757	CONTRACT EMP ADMIN SUPPORT	0.00	0.00	0.00	25,962.50	0.00	0.00	25,962.50
0000323116	*MOBILITY OPERATOR	26,083.20	27,414.40	1,331.20	27,967.16	8,155.85	0.00	36,123.01
0000302687	PROTECTIVE SPEC POLICE CADET	29,889.60	29,889.60	0.00	30,798.51	10,669.74	2,626.12	44,094.37
0000326566	CONTRACT PROFESSIONAL	0.00	0.00	0.00	57,539.98	9,446.45	0.00	66,986.43
0000321767	*BUS OPERATOR	40,643.20	40,643.20	0.00	31,672.04	3,715.14	0.00	35,387.18
0000321678	INFORMATION SYS ANALYST III	73,760.18	73,760.18	0.00	73,760.35	0.00	0.00	73,760.35
0000306440	*BUS OPERATOR	40,643.20	40,643.20	0.00	41,600.95	506.57	0.00	42,107.52
0000316582	*MOBILITY OPERATOR	30,409.60	30,409.60	0.00	30,168.11	5,866.35	0.00	36,034.46
0000305640	*SERVICEPERSON IV	34,008.00	34,008.00	0.00	33,342.72	4,653.67	0.00	37,996.39
0000302502	*RAIL STATION CLEANER	28,412.80	28,412.80	0.00	29,555.61	3,257.91	0.00	32,813.52
0000302232	GRAPHIC ARTIST	47,032.70	47,032.70	0.00	47,032.83	0.00	2,713.44	49,746.27
0000322331	*JOURNEYMAN AUTOMOTIVE TECH	43,804.80	43,804.80	0.00	44,718.26	4,359.43	225.00	49,302.69
0000326873	*BUS OPERATOR	28,454.40	31,491.20	3,036.80	31,997.77	3,197.51	0.00	35,195.28
0000321302	*RAIL OPERATOR	40,643.20	40,643.20	0.00	43,771.44	4,814.62	0.00	48,586.06
0000302027	SUPV FIELD RESEARCH	0.00	0.00	0.00	21,049.00	0.00	0.00	21,049.00
0000302919	*SERVICEPERSON IV	34,008.00	34,008.00	0.00	36,923.34	17,627.48	0.00	54,550.82
0000305253	*INSPECTOR	43,118.40	43,118.40	0.00	45,296.46	6,755.50	225.00	52,276.96
0000321912	*INSPECTOR	43,118.40	43,118.40	0.00	45,915.18	13,168.87	225.00	59,309.05
0000329422	*JOURNEYMAN RAIL CAR MECHANIC	41,080.00	41,080.00	0.00	27,487.39	878.10	225.00	28,590.49
0000315103	MGR TECH SYSTEMS SUPPORT	97,500.00	97,500.00	0.00	97,500.00	0.00	14,900.00	112,400.00
0000329348	*INSPECTOR	40,206.40	40,206.40	0.00	28,888.44	2,092.02	0.00	30,980.46
0000306686	SR SPECIFICATIONS WRITER	77,000.04	77,000.04	0.00	77,000.56	0.00	0.00	77,000.56
0000325358	RAIL SERVICES CONTROLLER (DATE LAST EMPLOYED 31-MAY-13)	57,720.00	57,720.00	0.00	55,513.88	881.08	5,901.60	62,296.56
0000306467	MGR LABOR RELATIONS	83,045.56	83,045.56	0.00	83,045.89	0.00	12,265.23	95,311.12

## MARTOC REPORT

EE NUMBER	TITLE	FY 12	FY 13	DIFFERENCE	REGULAR	OVERTIME	OTHER	TOTAL
		BASE SALARY	BASE SALARY	+/-	EARNINGS	EARNINGS	EARNINGS	EARNINGS
0000304297	SUPV CUSTOMER SERVICES CENTER	56,514.90	56,514.90	0.00	56,515.07	0.00	2,173.65	58,688.72
0000306458	*AA INSPECTOR	43,118.40	43,804.80	686.40	46,340.12	1,523.70	225.00	48,088.82
0000322102	*BUS OPERATOR	31,491.20	34,548.80	3,057.60	32,471.86	1,921.41	0.00	34,393.27
0000321479	*RAIL OPERATOR	40,643.20	40,643.20	0.00	36,769.03	6,935.48	0.00	43,704.51
0000325365	*BUS OPERATOR	28,454.40	31,491.20	3,036.80	32,305.45	8,274.99	0.00	40,580.44
0000304976	MOBILITY CUSTOMER CARE REP	36,348.00	36,348.00	0.00	36,513.53	3,215.40	512.79	40,241.72
0000314972	TRANSIT POLICE OFFICER SR	54,787.20	54,787.20	0.00	55,893.48	25,918.69	263.40	82,075.57
0000303109	*BUS OPERATOR	40,643.20	40,643.20	0.00	40,386.45	2,943.10	0.00	43,329.55
0000322928	*BUS OPERATOR	40,643.20	40,643.20	0.00	42,193.00	1,181.64	0.00	43,374.64
0000320607	*JOURNEYMAN ET-TRAIN CONTROL	43,804.80	43,804.80	0.00	46,750.56	9,240.15	225.00	56,215.71
0000302167	*BUS OPERATOR	40,643.20	40,643.20	0.00	42,933.98	22,572.50	0.00	65,506.48
0000320978	TRANSIT POLICE OFFICER	45,032.00	46,841.60	1,809.60	44,220.91	19,545.66	4,538.80	68,305.37
0000302702	*REVENUE AGENT	41,308.80	41,308.80	0.00	42,143.31	3,336.51	0.00	45,479.82
0000324540	STRUCTURAL ENGINEER VI	81,208.14	81,208.14	0.00	81,208.88	0.00	0.00	81,208.88
0000302288	*BUS OPERATOR (DATE LAST EMPLOYED 01-NOV-12)	40,643.20	40,643.20	0.00	18,960.81	5,237.82	0.00	24,198.63
0000304239	*MOBILITY OPERATOR	30,409.60	30,409.60	0.00	27,748.14	1,409.09	0.00	29,157.23
0000304585	*STATION AGENT	37,169.60	37,169.60	0.00	37,767.88	1,541.31	0.00	39,309.19
0000305650	*RAIL OPERATOR	40,643.20	40,643.20	0.00	40,761.09	9,479.53	0.00	50,240.62
0000304310	*MATERIAL CONTROLLER	42,369.60	42,369.60	0.00	44,242.73	3,292.34	0.00	47,535.07
0000328854	CUSTOMER CARE FIELD REP	36,348.00	36,348.00	0.00	27,225.00	11.25	0.00	27,236.25
0000315625	FIELD INSPECTOR	57,500.04	57,500.04	0.00	57,780.32	2,875.06	6,708.34	67,363.72
0000305403	*AA INSPECTOR (DATE LAST EMPLOYED 01-MAY-13)	43,804.80	43,804.80	0.00	43,042.11	5,883.69	225.00	49,150.80
0000303091	*BUS OPERATOR	40,643.20	40,643.20	0.00	42,071.62	3,670.32	0.00	45,741.94
0000320109	*JOURNEYMAN RAIL CAR MECHANIC	43,804.80	43,804.80	0.00	44,705.13	3,893.48	225.00	48,823.61
0000325833	TRANSIT POLICE OFFICER SR (DATE LAST EMPLOYED 15-MAR-13)	40,040.00	43,305.60	3,265.60	31,662.20	9,083.82	4,025.14	44,771.16
0000302631	TRANSIT POLICE OFFICER SR	56,971.20	54,787.20	-2,184.00	51,801.56	5,504.07	7,841.22	65,146.85
0000302453	SUPV RAIL YARD TOWER	52,099.22	52,099.22	0.00	52,600.36	5,291.46	4,508.60	62,400.42
0000322337	*BUS OPERATOR	40,643.20	40,643.20	0.00	39,212.23	3,483.28	0.00	42,695.51
0000321104	*SERVICEPERSON I (A)	34,008.00	32,281.60	-1,726.40	32,858.80	2,035.41	0.00	34,894.21
0000315426	SCHEDULING TECHNICIAN	23,358.40	32,877.00	9,518.60	29,798.29	2,796.31	505.80	33,100.40
0000303955	*INSPECTOR	43,118.40	43,118.40	0.00	42,597.56	5,830.39	225.00	48,652.95
0000323506	*RAIL OPERATOR (DATE LAST EMPLOYED 30-APR-13)	37,606.40	40,643.20	3,036.80	35,771.72	3,372.92	0.00	39,144.64
0000304629	*RAIL OPERATOR	40,643.20	40,643.20	0.00	45,005.60	12,638.91	0.00	57,644.51
0000321614	*RAIL OPERATOR	40,643.20	40,643.20	0.00	42,199.30	7,562.74	0.00	49,762.04



## MARTOC REPORT

EE NUMBER	TITLE	FY 12	FY 13	DIFFERENCE	REGULAR	OVERTIME	OTHER	TOTAL
		BASE SALARY	BASE SALARY	+/-	EARNINGS	EARNINGS	EARNINGS	EARNINGS
0000328473	*BUS OPERATOR	31,491.20	31,491.20	0.00	27,011.38	2,886.62	0.00	29,898.00
0000323735	*BUS OPERATOR	37,606.40	40,643.20	3,036.80	37,109.46	8,939.54	0.00	46,049.00
0000323513	*BUS OPERATOR	37,606.40	40,643.20	3,036.80	41,440.28	8,418.27	0.00	49,858.55
0000320484	*BUS OPERATOR	40,643.20	40,643.20	0.00	41,923.76	3,007.07	0.00	44,930.83
0000303061	*SERVICEPERSON V	43,118.40	43,118.40	0.00	44,562.50	2,269.94	0.00	46,832.44
0000305236	*SERVICEPERSON I	31,824.00	31,824.00	0.00	32,428.63	5,703.08	0.00	38,131.71
0000326724	*JOURNEYMAN ET-TRAIN CONTROL	41,080.00	42,390.40	1,310.40	43,879.13	14,843.81	450.00	59,172.94
0000303459	*BUS OPERATOR	40,643.20	40,643.20	0.00	41,792.53	5,503.63	0.00	47,296.16
0000305199	*AA INSPECTOR	43,804.80	43,804.80	0.00	43,844.28	183.89	225.00	44,253.17
0000327698	TRANSIT POLICE OFFICER	38,500.80	40,040.00	1,539.20	40,922.18	10,115.28	0.00	51,037.46
0000302270	SYSTEM SAFETY OFFICER	60,279.44	60,279.44	0.00	60,279.60	0.00	4,946.01	65,225.61
0000320588	*RAIL STATION CLEANER	28,412.80	28,412.80	0.00	29,555.60	9,671.28	0.00	39,226.88
0000304317	PLANNER ELECTRICAL MAINTENANCE (DATE LAST EMPLOYED 01-JUL-13)	52,873.60	52,873.60	0.00	53,045.20	2,071.73	2,033.60	57,150.53
0000323652	*MOBILITY OPERATOR	26,083.20	27,414.40	1,331.20	27,366.94	2,626.54	0.00	29,993.48
0000302009	SUPV RAIL CAR APPEARANCE	48,048.00	48,048.00	0.00	46,200.00	6,063.75	3,927.00	56,190.75
0000320760	*JOURNEYMAN RAIL CAR MECHANIC	43,804.80	43,804.80	0.00	44,022.90	1,034.60	225.00	45,282.50
0000321216	SUPV BUS MAINTENANCE	52,686.40	52,686.40	0.00	53,129.68	8,181.60	810.56	62,121.84
0000305185	*SERVICEPERSON I	31,824.00	31,824.00	0.00	33,859.18	10,075.11	734.40	44,668.69
0000327574	TRANSIT POLICE OFFICER	40,040.00	41,641.60	1,601.60	42,342.75	21,988.98	1,925.00	66,256.73
0000305492	*MOBILITY OPERATOR	30,409.60	30,409.60	0.00	30,321.92	5,477.08	0.00	35,799.00
0000325420	CONTRACT PROFESSIONAL	0.00	0.00	0.00	58,730.00	0.00	0.00	58,730.00
0000320928	*SERVICEPERSON I (A)	32,281.60	32,281.60	0.00	33,142.52	651.84	0.00	33,794.36
0000304126	SUPV BUS MAINTENANCE	56,243.20	56,243.20	0.00	51,396.28	10,924.16	5,624.32	67,944.76
0000323427	*BUS OPERATOR	37,606.40	40,643.20	3,036.80	37,340.32	5,539.30	0.00	42,879.62
0000303413	*RAIL STATION CLEANER	28,412.80	28,412.80	0.00	20,783.84	5,726.96	0.00	26,510.80
0000306443	*BUS OPERATOR	40,643.20	40,643.20	0.00	40,130.39	8,089.08	0.00	48,219.47
0000305589	*BUS OPERATOR	40,643.20	40,643.20	0.00	42,956.00	11,391.20	0.00	54,347.20
0000305715	SUPV RAIL LINE	48,055.49	48,055.49	0.00	48,950.90	14,562.40	5,544.87	69,058.17
0000302219	PERFORMANCE ANALYST	62,700.30	62,700.30	0.00	62,700.51	0.00	0.00	62,700.51
0000304442	*AA INSPECTOR	43,118.40	43,804.80	686.40	44,676.57	18,182.90	225.00	63,084.47
0000304379	*BUS OPERATOR	40,643.20	40,643.20	0.00	36,215.99	7,502.25	0.00	43,718.24
0000320829	*RAIL STATION CLEANER	28,412.80	28,412.80	0.00	28,534.52	0.00	0.00	28,534.52
0000322430	*BUS OPERATOR	31,491.20	34,548.80	3,057.60	28,467.35	2,533.89	0.00	31,001.24
0000302538	*MATERIAL CONTROLLER LEAD	43,659.20	43,659.20	0.00	43,373.36	472.28	0.00	43,845.64

## MARTOC REPORT

EE NUMBER	TITLE	FY 12	FY 13	DIFFERENCE	REGULAR	OVERTIME	OTHER	TOTAL
		BASE SALARY	BASE SALARY	+/-	EARNINGS	EARNINGS	EARNINGS	EARNINGS
0000308787	*JOURNEYMAN ET-RAIL CAR MAINT	43,804.80	43,804.80	0.00	49,037.27	6,902.45	225.00	56,164.72
0000302549	OFFICE ADMINISTRATOR II	54,664.74	54,664.74	0.00	54,664.91	0.00	3,153.75	57,818.66
0000329509	TRANSIT POLICE OFFICER SR	48,713.60	48,713.60	0.00	33,264.37	7,078.71	0.00	40,343.08
0000302452	SUPV RAIL LINE	48,048.00	48,048.00	0.00	48,203.93	9,876.45	7,246.01	65,326.39
0000321812	*INFORMATION SYSTEMS REC CLERK	31,699.20	31,699.20	0.00	29,473.34	780.02	167.64	30,421.00
0000316806	CONTRACT PROFESSIONAL	0.00	0.00	0.00	114,270.00	1,350.00	0.00	115,620.00
0000322721	*RAIL STATION CLEANER	28,412.80	28,412.80	0.00	29,917.59	14,916.72	0.00	44,834.31
0000303722	PLANNER TRACK & STRUCTURES	52,104.00	52,104.00	0.00	50,663.63	3,907.80	12,024.00	66,595.43
0000327977	*JOURNEYMAN SUPPORT EQUIPMENT	41,080.00	41,392.00	312.00	42,095.69	6,004.77	225.00	48,325.46
0000321546	SUPV RAIL LINE	48,048.00	48,048.00	0.00	48,925.80	19,588.80	3,696.00	72,210.60
0000327991	TRANSIT POLICE OFFICER	40,040.00	41,641.60	1,601.60	40,991.76	9,854.53	800.80	51,647.09
0000320657	*BUS OPERATOR	40,643.20	40,643.20	0.00	40,469.49	2,099.26	0.00	42,568.75
0000314810	*JOURNEYMAN ELEC POWER ELECT	43,804.80	43,804.80	0.00	45,103.44	10,243.14	730.44	56,077.02
0000306069	*JOURNEYMAN ET-RAIL CAR MAINT	43,804.80	43,804.80	0.00	45,118.40	14,341.89	225.00	59,685.29
0000302177	*BUS OPERATOR	40,643.20	40,643.20	0.00	41,544.95	10,026.50	0.00	51,571.45
0000305154	TRANSIT POLICE OFFICER SR (DATE LAST EMPLOYED 01-OCT-12)	54,787.20	54,787.20	0.00	16,067.40	1,513.25	6,497.56	24,078.21
0000321968	PROJECT MANAGER II	88,500.10	88,500.10	0.00	88,500.84	0.00	0.00	88,500.84
0000315235	*JOURNEYMAN ET-TELEPHONE MAINT	43,804.80	43,804.80	0.00	45,644.92	11,135.57	225.00	57,005.49
0000304073	*AA INSPECTOR	43,804.80	43,804.80	0.00	50,134.70	20,336.13	225.00	70,695.83
0000323255	*BUS OPERATOR	37,606.40	40,643.20	3,036.80	32,038.23	2,707.39	156.32	34,901.94
0000304882	*SERVICEPERSON I (A)	32,281.60	32,281.60	0.00	32,040.60	232.80	0.00	32,273.40
0000325680	*JOURNEYMAN ET-TRAIN CONTROL	42,390.40	43,804.80	1,414.40	44,382.48	7,636.28	225.00	52,243.76
0000306622	RESIDENT ENGINEER	87,993.88	87,993.88	0.00	87,994.22	0.00	5,866.27	93,860.49
0000303202	*REVENUE AGENT (DATE LAST EMPLOYED 30-JAN-13)	34,008.00	37,190.40	3,182.40	21,747.37	2,763.15	2,324.40	26,834.92
0000323695	*BUS OPERATOR	37,606.40	40,643.20	3,036.80	39,893.19	6,939.80	0.00	46,832.99
0000326869	*BUS OPERATOR	23,358.40	28,454.40	5,096.00	26,502.43	7,740.60	0.00	34,243.03
0000302043	*JOURNEYMAN SUPPORT EQUIPMENT (DATE LAST EMPLOYED 01-JUN-13)	43,804.80	43,804.80	0.00	44,783.18	2,922.09	225.00	47,930.27
0000303915	*BUS OPERATOR	40,643.20	40,643.20	0.00	41,281.99	755.36	0.00	42,037.35
0000304108	*BUS OPERATOR	40,643.20	40,643.20	0.00	45,607.12	21,674.93	0.00	67,282.05
0000302761	*SERVICEPERSON II	31,824.00	31,824.00	0.00	32,551.04	5,163.77	0.00	37,714.81
0000308468	*MOBILITY OPERATOR	23,358.40	23,358.40	0.00	20,953.36	2,733.15	0.00	23,686.51
0000320865	*STATION AGENT	37,169.60	37,169.60	0.00	39,611.51	49,616.11	0.00	89,227.62
0000302319	*BUS OPERATOR	40,643.20	40,643.20	0.00	42,416.61	13,334.19	0.00	55,750.80
0000315017	*BUS OPERATOR	40,643.20	40,643.20	0.00	40,347.89	5,112.44	175.86	45,636.19

## MARTOC REPORT

EE NUMBER	TITLE	FY 12	FY 13	DIFFERENCE	REGULAR	OVERTIME	OTHER	TOTAL
		BASE SALARY	BASE SALARY	+/-	EARNINGS	EARNINGS	EARNINGS	EARNINGS
0000304920	*BUS OPERATOR	40,643.20	40,643.20	0.00	43,406.27	13,592.34	0.00	56,998.61
0000320596	BREEZE CARD FULFILLMENT AGENT	28,216.50	28,216.50	0.00	27,151.69	2,430.99	217.05	29,799.73
0000304086	*TRACK MAINTAINER	43,118.40	43,118.40	0.00	45,086.02	7,105.29	0.00	52,191.31
0000305563	INSTRUCTOR ELECTRICAL POWER	50,003.20	50,003.20	0.00	46,541.44	0.00	1,923.20	48,464.64
0000318201	*BUS OPERATOR	40,643.20	40,643.20	0.00	43,213.47	4,679.51	0.00	47,892.98
0000305965	TRANSIT POLICE OFFICER SPECIAL	56,971.20	56,971.20	0.00	59,436.32	18,282.90	17,812.54	95,531.76
0000302160	MGR RADIO AFC GATE SYSTEMS	92,259.96	92,259.96	0.00	88,711.61	0.00	13,214.94	101,926.55
0000303822	TRANSIT POLICE OFFICER SR	54,787.20	54,787.20	0.00	45,041.41	10,094.83	0.00	55,136.24
0000319497	*SERVICEPERSON IV	31,824.00	34,008.00	2,184.00	32,734.65	1,474.57	0.00	34,209.22
0000302323	TRANSIT POLICE LIEUTENANT	71,739.20	71,739.20	0.00	73,670.72	9,407.22	1,931.44	85,009.38
0000304340	*BUS OPERATOR	40,643.20	40,643.20	0.00	41,176.81	1,287.41	0.00	42,464.22
0000304271	*TRACK MAINTAINER	43,118.40	43,118.40	0.00	44,142.83	4,057.95	0.00	48,200.78
0000303397	*INSPECTOR	43,118.40	43,118.40	0.00	49,626.24	17,427.35	225.00	67,278.59
0000322234	*JOURNEYMAN AUTOMOTIVE TECH	43,804.80	43,804.80	0.00	44,907.80	12,009.02	225.00	57,141.82
0000303385	SR INFORMATION TECH AUDITOR	75,489.18	75,489.18	0.00	75,489.32	0.00	9,871.68	85,361.00
0000306346	*BUS OPERATOR	40,643.20	40,643.20	0.00	46,244.60	32,055.38	0.00	78,299.98
0000302138	*BUS OPERATOR	40,643.20	40,643.20	0.00	43,309.56	8,281.18	0.00	51,590.74
0000302350	DISPATCHER-RAIL TRANSPORTATION	48,048.00	48,048.00	0.00	48,048.00	4,781.71	5,544.00	58,373.71
0000302728	*JOURNEYMAN RAIL CAR MECHANIC	43,804.80	43,804.80	0.00	46,602.36	10,006.14	225.00	56,833.50
0000302930	*JOURNEYMAN ET-RADIO MAINT	43,804.80	43,804.80	0.00	48,603.84	9,121.65	225.00	57,950.49
0000304598	*MOBILITY OPERATOR	30,409.60	30,409.60	0.00	30,658.14	301.57	0.00	30,959.71
0000302926	*SERVICEPERSON I	31,824.00	31,824.00	0.00	33,549.36	355.73	153.00	34,058.09
0000327522	CUSTOMER CARE REP	36,523.50	36,523.50	0.00	36,364.84	0.00	0.00	36,364.84
0000305596	SUPV BUS MAINTENANCE	52,104.00	52,104.00	0.00	54,316.67	9,744.45	776.55	64,837.67
0000319444	*BUS OPERATOR	40,643.20	40,643.20	0.00	41,442.63	1,345.46	0.00	42,788.09
0000305094	*BUS OPERATOR	40,643.20	40,643.20	0.00	46,097.24	15,409.31	0.00	61,506.55
0000305284	*JOURNEYMAN ET-RAIL CAR MAINT	43,804.80	43,804.80	0.00	45,207.92	1,885.93	225.00	47,318.85
0000304907	DIVISION DISPATCHER	48,588.80	48,588.80	0.00	38,590.73	689.12	8,569.85	47,849.70
0000303904	*BUS OPERATOR (DATE LAST EMPLOYED 01-APR-13)	40,643.20	40,643.20	0.00	21,719.11	566.91	0.00	22,286.02
0000303421	*BUS OPERATOR (DATE LAST EMPLOYED 07-DEC-12)	40,643.20	40,643.20	0.00	22,882.72	1,927.55	0.00	24,810.27
0000313261	RAIL SERVICES CONTROLLER	57,720.00	57,720.00	0.00	57,942.00	10,732.32	0.00	68,674.32
0000303127	GEN SUPT BUS TRANS OPERATIONS	80,945.28	80,945.28	0.00	80,945.36	0.00	4,669.92	85,615.28
0000328207	*MOBILITY OPERATOR	23,358.40	23,358.40	0.00	21,184.59	825.49	0.00	22,010.08
0000322053	*MOBILITY OPERATOR	26,083.20	27,414.40	1,331.20	27,057.75	2,846.50	0.00	29,904.25
0000323984	TRANSIT POLICE OFFICER SPECIAL	52,686.40	54,787.20	2,100.80	54,760.83	13,226.49	0.00	67,987.32

## MARTOC REPORT

EE NUMBER	TITLE	FY 12	FY 13	DIFFERENCE	REGULAR	OVERTIME	OTHER	TOTAL
		BASE SALARY	BASE SALARY	+/-	EARNINGS	EARNINGS	EARNINGS	EARNINGS
0000322432	*JOURNEYMAN BODY REPAIR	43,804.80	43,804.80	0.00	44,597.19	252.72	225.00	45,074.91
0000322811	*BUS OPERATOR	40,643.20	40,643.20	0.00	43,814.25	5,578.20	0.00	49,392.45
0000302337	*JOURNEYMAN AUTOMOTIVE TECH	43,804.80	43,804.80	0.00	45,782.82	5,583.56	856.80	52,223.18
0000316607	*MATERIAL CONTROLLER	40,643.20	37,190.40	-3,452.80	41,053.37	5,920.15	0.00	46,973.52
0000324784	*RAIL OPERATOR	34,548.80	37,606.40	3,057.60	37,360.81	9,393.59	0.00	46,754.40
0000302651	*BUS OPERATOR	40,643.20	40,643.20	0.00	42,727.06	4,638.16	174.89	47,540.11
0000325082	*JOURNEYMAN ELEC POWER ELECT	42,390.40	43,804.80	1,414.40	46,475.82	14,854.88	225.00	61,555.70
0000328132	*BUS OPERATOR	28,454.40	31,491.20	3,036.80	29,735.58	4,040.92	0.00	33,776.50
0000328653	TRANSIT POLICE OFFICER	35,609.60	38,500.80	2,891.20	37,955.67	6,632.41	1,110.60	45,698.68
0000315304	TRANSIT POLICE OFFICER SR	48,713.60	50,668.80	1,955.20	46,710.86	22,045.98	5,878.42	74,635.26
0000302344	*JOURNEYMAN OVERHAULER	43,804.80	43,804.80	0.00	46,037.67	2,835.21	225.00	49,097.88
0000327899	*BUS OPERATOR	28,454.40	31,491.20	3,036.80	30,367.03	9,526.76	0.00	39,893.79
0000305749	MGR EQUAL OPP CONFLICT RESOLUT	80,500.16	80,500.16	0.00	80,500.32	0.00	7,122.00	87,622.32
0000318078	COMPENSATION ANALYST III	63,254.10	63,254.10	0.00	63,254.23	0.00	0.00	63,254.23
0000327019	ACCOUNTANT II	46,975.50	46,975.50	0.00	46,240.84	12.05	0.00	46,252.89
0000303754	INSTRUCTOR CAR MAINT ELECT	57,616.00	57,616.00	0.00	57,172.80	332.40	5,927.80	63,433.00
0000306607	*JOURNEYMAN ET-TRAIN CONTROL	43,804.80	43,804.80	0.00	45,708.08	10,227.30	435.60	56,370.98
0000302094	*BUS OPERATOR	40,643.20	40,643.20	0.00	43,905.02	18,451.14	0.00	62,356.16
0000321957	*JOURNEYMAN ELEC POWER ELECT	43,804.80	43,804.80	0.00	44,434.19	14,057.66	225.00	58,716.85
0000327215	CONTRACT PROFESSIONAL	0.00	0.00	0.00	30,530.55	0.00	0.00	30,530.55
0000319672	*JOURNEYMAN RAIL CAR MECHANIC	43,804.80	43,804.80	0.00	45,560.26	4,904.36	225.00	50,689.62
0000305850	*STATION AGENT	37,169.60	37,169.60	0.00	40,201.90	32,233.12	0.00	72,435.02
0000303188	*MOBILITY OPERATOR (DATE LAST EMPLOYED 24-APR-13)	30,409.60	30,409.60	0.00	27,032.13	5,394.87	0.00	32,427.00
0000302054	*MATERIAL CONTROLLER	42,369.60	42,369.60	0.00	44,099.45	6,538.83	0.00	50,638.28
0000302083	*BUS OPERATOR	40,643.20	40,643.20	0.00	42,527.43	2,378.65	0.00	44,906.08
0000315309	*SERVICEPERSON I	31,824.00	31,824.00	0.00	32,122.63	1,296.68	0.00	33,419.31
0000306493	*BUS OPERATOR	40,643.20	40,643.20	0.00	31,336.62	1,545.64	0.00	32,882.26
0000317903	OCCUPATIONAL MED SER WELL SPEC	41,600.26	41,600.26	0.00	41,600.60	0.00	2,400.03	44,000.63
0000317261	TRANSIT POLICE OFFICER SR	52,686.40	54,787.20	2,100.80	55,891.21	6,511.06	2,107.20	64,509.47
0000305558	*BUS OPERATOR	40,643.20	40,643.20	0.00	40,845.37	13,030.45	0.00	53,875.82
0000306146	SUPV CAR REPAIR INSPECTION	53,830.40	53,830.40	0.00	54,451.52	11,413.08	5,590.08	71,454.68
0000315249	*BUS OPERATOR	40,643.20	40,643.20	0.00	41,673.91	5,245.49	168.05	47,087.45
0000302418	DISPATCHER-RAIL TRANSPORTATION	48,048.00	48,048.00	0.00	50,658.30	12,849.38	3,041.58	66,549.26
0000304953	*STATION AGENT	37,169.60	37,169.60	0.00	38,532.35	12,276.81	0.00	50,809.16

## MARTOC REPORT

EE NUMBER	TITLE	FY 12	FY 13	DIFFERENCE	REGULAR	OVERTIME	OTHER	TOTAL
		BASE SALARY	BASE SALARY	+/-	EARNINGS	EARNINGS	EARNINGS	EARNINGS
0000314855	*BUS OPERATOR	40,643.20	40,643.20	0.00	41,970.66	1,425.12	0.00	43,395.78
0000323041	ACCOUNTING SPECIALIST II	36,972.00	36,972.00	0.00	35,464.68	341.28	3,031.52	38,837.48
0000306576	DISPATCHER RADIO COMMUNICATION	51,230.40	51,230.40	0.00	52,474.22	9,802.77	2,561.52	64,838.51
0000305167	MGR FLEET MGMT SERVICES	75,514.14	75,514.14	0.00	74,933.43	0.00	2,613.96	77,547.39
0000302946	*BUS OPERATOR	40,643.20	40,643.20	0.00	43,214.20	8,316.58	0.00	51,530.78
0000321991	HR INFORMATION SYSTEMS SPEC II	38,551.50	38,551.50	0.00	38,551.66	0.00	0.00	38,551.66
0000305602	*BUS OPERATOR	40,643.20	40,643.20	0.00	43,312.95	12,298.65	0.00	55,611.60
0000302417	SUPV BUS & RAIL STORES	52,665.60	52,665.60	0.00	52,665.60	0.00	3,038.40	55,704.00
0000302394	CONTRACT EMP PT	0.00	0.00	0.00	178,752.00	0.00	0.00	178,752.00
0000305478	SCHEDULE ANALYST III	51,637.04	51,637.04	0.00	51,637.38	0.00	1,308.41	52,945.79
0000302089	CLEARINGHOUSE SPECIALIST	47,525.66	47,525.66	0.00	47,525.97	0.00	913.96	48,439.93
0000304339	CONTRACT PROFESSIONAL	0.00	0.00	0.00	86,535.00	1,530.00	0.00	88,065.00
0000324488	DIR BUS MAINTENANCE	112,000.20	112,000.20	0.00	112,000.20	0.00	0.00	112,000.20
0000315280	*BUS OPERATOR	40,643.20	40,643.20	0.00	42,640.67	7,689.92	0.00	50,330.59
0000305058	*BUS OPERATOR	40,643.20	40,643.20	0.00	40,632.82	5,096.64	0.00	45,729.46
0000302427	RECORDS CENTER SPECIALIST SR	46,312.50	46,312.50	0.00	46,312.60	0.00	3,681.25	49,993.85
0000305252	*BUS OPERATOR	40,643.20	40,643.20	0.00	40,990.44	2,521.92	0.00	43,512.36
0000305239	*BUS OPERATOR	40,643.20	40,643.20	0.00	41,055.25	961.70	0.00	42,016.95
0000329228	CONTRACT SPECIALIST II	57,410.60	57,410.60	0.00	46,149.42	0.00	0.00	46,149.42
0000302695	*BUS OPERATOR	40,643.20	40,643.20	0.00	42,088.47	7,667.90	0.00	49,756.37
0000320689	*BUS OPERATOR	40,643.20	40,643.20	0.00	34,680.64	2,343.99	0.00	37,024.63
0000329359	*INSPECTOR	40,206.40	40,206.40	0.00	28,936.04	2,791.74	0.00	31,727.78
0000303718	GEN FOREMAN ATC	62,839.40	62,839.40	0.00	62,840.34	0.00	3,927.47	66,767.81
0000320242	*BUS OPERATOR	40,643.20	40,643.20	0.00	41,521.33	3,349.70	0.00	44,871.03
0000321626	TRANSIT POLICE OFFICER SR	50,668.80	52,686.40	2,017.60	41,540.08	12,534.43	8,983.54	63,058.05
0000305546	TRANSIT POLICE SERGEANT	65,936.00	65,936.00	0.00	63,875.50	20,874.49	6,466.80	91,216.79
0000322564	*SERVICEPERSON I (A)	32,281.60	32,281.60	0.00	32,673.04	977.76	0.00	33,650.80
0000313656	PROGRAM ADMINISTRATOR JOC	80,208.44	80,208.44	0.00	80,209.53	0.00	8,718.05	88,927.58
0000303193	MOBILITY SYSTEM DATA SPECIALIST	34,983.00	34,983.00	0.00	32,318.91	269.11	2,018.25	34,606.27
0000303179	PARKING SVCS COORDINATOR PT	0.00	0.00	0.00	20,150.35	203.04	659.12	21,012.51
0000302772	SUPV CREATIVE SERVICES	57,866.64	57,866.64	0.00	57,866.75	0.00	3,338.46	61,205.21
0000306162	*BUS OPERATOR	40,643.20	40,643.20	0.00	34,362.35	3,087.88	0.00	37,450.23
0000318006	*STATION AGENT	37,169.60	37,169.60	0.00	37,075.36	5,602.28	0.00	42,677.64
0000305948	*SR TRAFFIC CHECKER	32,427.20	32,427.20	0.00	33,436.71	4,595.26	0.00	38,031.97
0000304985	*BUS OPERATOR	40,643.20	40,643.20	0.00	45,019.55	18,136.37	0.00	63,155.92

## MARTOC REPORT

EE NUMBER	TITLE	FY 12 BASE SALARY	FY 13 BASE SALARY	DIFFERENCE +/-	REGULAR EARNINGS	OVERTIME EARNINGS	OTHER EARNINGS	TOTAL EARNINGS
0000323747	*BUS OPERATOR	37,606.40	40,643.20	3,036.80	37,838.75	3,116.86	0.00	40,955.61
0000318446	*RAIL STATION CLEANER	28,412.80	28,412.80	0.00	28,312.56	2,976.20	109.28	31,398.04
0000304243	*BUS OPERATOR	40,643.20	40,643.20	0.00	37,095.93	11,943.65	0.00	49,039.58
0000315462	*BUS OPERATOR	37,606.40	40,643.20	3,036.80	40,233.63	14,175.90	0.00	54,409.53
0000315210	TRANSIT POLICE OFFICER SR	54,787.20	54,787.20	0.00	55,116.45	2,686.70	4,214.40	62,017.55
0000323659	*BUS OPERATOR	37,606.40	40,643.20	3,036.80	33,176.37	2,394.46	0.00	35,570.83
0000306294	TRANSIT POLICE OFFICER SR	54,787.20	54,787.20	0.00	55,155.96	9,788.62	5,030.94	69,975.52
0000303480	*MATERIAL CONTROLLER	42,369.60	42,369.60	0.00	41,972.58	0.00	0.00	41,972.58
0000303159	*BUS OPERATOR	40,643.20	40,643.20	0.00	41,905.09	1,421.67	0.00	43,326.76
0000329333	DIR BUS TRANSPORTATION	122,272.02	122,272.02	0.00	89,156.45	0.00	0.00	89,156.45
0000303505	*AA INSPECTOR	43,804.80	43,804.80	0.00	47,319.20	12,269.07	225.00	59,813.27
0000304258	*RAIL OPERATOR	40,643.20	40,643.20	0.00	42,239.49	4,651.87	0.00	46,891.36
0000315244	*BUS OPERATOR	40,643.20	40,643.20	0.00	38,460.07	3,671.21	0.00	42,131.28
0000306174	*BUS DISPATCHER (BLOCKOUT)	41,662.40	41,662.40	0.00	42,999.36	6,820.25	0.00	49,819.61
0000304678	*SECRETARY (N8)	31,699.20	31,699.20	0.00	32,350.71	4,337.74	0.00	36,688.45
0000306172	*JOURNEYMAN AUTOMOTIVE TECH	43,804.80	43,804.80	0.00	45,929.23	6,421.68	225.00	52,575.91
0000304922	*JOURNEYMAN SUPPORT EQUIPMENT	43,804.80	43,804.80	0.00	44,444.48	3,127.43	225.00	47,796.91
0000321533	*RAIL STATION CLEANER	32,281.60	28,412.80	-3,868.80	31,354.33	3,529.80	0.00	34,884.13
0000302012	*JOURNEYMAN ET-RADIO MAINT	43,804.80	43,804.80	0.00	45,555.40	10,811.70	225.00	56,592.10
0000320368	*RAIL STATION CLEANER	28,412.80	28,412.80	0.00	29,115.07	5,988.21	0.00	35,103.28
0000305688	*JOURNEYMAN ET-COMPUTER MAINT	43,804.80	43,804.80	0.00	47,008.54	23,557.08	225.00	70,790.62
0000329012	*BUS OPERATOR	28,454.40	28,454.40	0.00	25,232.32	2,026.27	0.00	27,258.59
0000305466	SUPT BUS MAINTENANCE GARAGE	69,151.42	69,151.42	0.00	69,151.68	0.00	0.00	69,151.68
0000304361	*BUS OPERATOR	40,643.20	40,643.20	0.00	40,309.65	5,216.98	0.00	45,526.63
0000304560	*STATION AGENT	37,169.60	37,169.60	0.00	38,469.74	5,381.19	0.00	43,850.93
0000322975	*JOURNEYMAN ET-RADIO MAINT	43,804.80	43,804.80	0.00	45,051.65	4,209.38	225.00	49,486.03
0000305206	SUPV BUS MAINTENANCE	53,830.40	53,830.40	0.00	54,244.48	9,303.86	3,105.60	66,653.94
0000306405	*JOURNEYMAN BODY REPAIR	43,804.80	43,804.80	0.00	47,958.61	10,803.80	225.00	58,987.41
0000306342	*JOURNEYMAN ET-RAIL CAR MAINT	43,804.80	43,804.80	0.00	45,652.27	12,770.28	225.00	58,647.55
0000306137	MOBILITY SERVICE AGENT	30,537.00	30,537.00	0.00	30,537.00	46.98	3,210.30	33,794.28
0000303103	DIVISION DISPATCHER	52,249.60	52,249.60	0.00	53,292.08	7,875.12	2,813.44	63,980.64
0000321612	*RAIL STATION CLEANER	28,412.80	28,412.80	0.00	30,102.00	14,440.33	0.00	44,542.33
0000323868	CJIT-POLICE DISPATCHER	34,174.40	34,174.40	0.00	36,169.29	12,261.01	1,314.40	49,744.70
0000302030	*RAIL OPERATOR (DATE LAST EMPLOYED 01-DEC-12)	40,643.20	40,643.20	0.00	21,682.83	2,818.22	0.00	24,501.05

## MARTOC REPORT

EE NUMBER	TITLE	FY 12	FY 13	DIFFERENCE	REGULAR	OVERTIME	OTHER	TOTAL
		BASE SALARY	BASE SALARY	+/-	EARNINGS	EARNINGS	EARNINGS	EARNINGS
0000304029	SUPV BUS TRANSPORTATION	48,048.00	48,048.00	0.00	48,567.75	12,014.31	4,620.00	65,202.06
0000314862	*BUS OPERATOR	40,643.20	40,643.20	0.00	42,819.88	11,275.66	0.00	54,095.54
0000322821	*BUS OPERATOR	37,606.40	40,643.20	3,036.80	27,788.54	1,800.55	0.00	29,589.09
0000305808	*JOURNEYMAN SUPPORT EQUIPMENT	43,804.80	43,804.80	0.00	45,739.69	323.80	225.00	46,288.49
0000323749	*RAIL OPERATOR	37,606.40	40,643.20	3,036.80	40,994.47	7,876.65	0.00	48,871.12
0000321310	*INSPECTOR	41,267.20	41,392.00	124.80	44,157.07	3,774.14	225.00	48,156.21
0000303006	*BUS OPERATOR	40,643.20	40,643.20	0.00	42,382.78	13,920.34	0.00	56,303.12
0000303118	*BUS OPERATOR	40,643.20	40,643.20	0.00	42,823.72	10,699.48	0.00	53,523.20
0000315061	*BUS OPERATOR	40,643.20	40,643.20	0.00	39,020.23	247.40	0.00	39,267.63
0000304973	*BUS OPERATOR	40,643.20	40,643.20	0.00	39,033.09	36.06	0.00	39,069.15
0000306400	*JOURNEYMAN ET-RAIL CAR MAINT	43,804.80	43,804.80	0.00	44,860.42	15.80	225.00	45,101.22
0000302335	*JOURNEYMAN SUPPORT EQUIPMENT	43,804.80	43,804.80	0.00	46,229.32	1,674.29	646.20	48,549.81
0000328787	CONTRACT PROFESSIONAL	36,075.00	36,075.00	0.00	22,570.00	138.75	0.00	22,708.75
0000302885	SUPV CAR REPAIR INSPECTION	52,104.00	52,104.00	0.00	52,905.60	6,387.75	5,260.50	64,553.85
0000322976	*TRACK MAINTAINER	43,118.40	43,118.40	0.00	42,717.62	4,757.61	0.00	47,475.23
0000306207	RAIL SERVICES CONTROLLER	58,614.40	58,614.40	0.00	58,642.58	7,030.91	3,381.60	69,055.09
0000302368	*INSPECTOR	43,118.40	43,118.40	0.00	43,464.27	77.75	225.00	43,767.02
0000318427	TRANSIT POLICE OFFICER SR	46,841.60	48,713.60	1,872.00	46,400.62	12,864.35	3,185.12	62,450.09
0000315408	*SERVICEPERSON IV	34,008.00	34,008.00	0.00	36,804.80	13,071.86	130.80	50,007.46
0000305539	*JOURNEYMAN RAIL CAR MECHANIC	43,804.80	43,804.80	0.00	43,786.37	0.00	225.00	44,011.37
0000305671	*JOURNEYMAN TRACK MECHANIC	43,804.80	43,804.80	0.00	44,897.30	12,122.72	225.00	57,245.02
0000303468	*BUS OPERATOR	40,643.20	40,643.20	0.00	43,617.19	12,341.51	0.00	55,958.70
0000305134	*BUS OPERATOR	40,643.20	40,643.20	0.00	45,872.91	24,985.76	0.00	70,858.67
0000325941	ARCHITECT IV	62,750.22	62,750.22	0.00	62,750.69	0.00	2,413.47	65,164.16
0000318796	*BUS OPERATOR	40,643.20	40,643.20	0.00	43,700.57	8,656.56	0.00	52,357.13
0000318196	*BUS OPERATOR	40,643.20	40,643.20	0.00	38,015.54	1,044.47	0.00	39,060.01
0000318197	*BUS OPERATOR	40,643.20	40,643.20	0.00	44,544.83	32,027.92	0.00	76,572.75
0000302298	*JOURNEYMAN ET-RAIL CAR MAINT	43,804.80	43,804.80	0.00	45,204.11	8,734.66	225.00	54,163.77
0000322743	*RAIL STATION CLEANER	28,412.80	28,412.80	0.00	29,275.45	2,540.76	0.00	31,816.21
0000325244	TRANSIT POLICE OFFICER SR	41,641.60	43,305.60	1,664.00	42,567.67	10,391.77	0.00	52,959.44
0000319320	*RAIL OPERATOR	40,643.20	40,643.20	0.00	36,606.39	16,886.22	0.00	53,492.61
0000320036	MGR TELEPHONY OPERATIONS	87,262.24	87,262.24	0.00	87,262.57	0.00	5,146.25	92,408.82
0000327325	RECRUITING OFFICER II	59,335.12	59,335.12	0.00	59,335.45	0.00	1,277.99	60,613.44
0000306279	*JOURNEYMAN ET-RAIL CAR MAINT	43,804.80	43,804.80	0.00	45,165.79	2,666.21	225.00	48,057.00
0000326723	*JOURNEYMAN ELEC POWER ELECT	41,080.00	42,390.40	1,310.40	43,437.29	7,243.47	225.00	50,905.76

## MARTOC REPORT

EE NUMBER	TITLE	FY 12	FY 13	DIFFERENCE	REGULAR	OVERTIME	OTHER	TOTAL
		BASE SALARY	BASE SALARY	+/-	EARNINGS	EARNINGS	EARNINGS	EARNINGS
0000326274	*MOBILITY OPERATOR	23,358.40	24,564.80	1,206.40	23,986.09	2,944.20	0.00	26,930.29
0000327976	*INSPECTOR	39,603.20	40,643.20	1,040.00	40,950.43	2,054.93	225.00	43,230.36
0000315161	*BUS OPERATOR	37,606.40	40,643.20	3,036.80	42,561.57	3,586.16	0.00	46,147.73
0000303373	*RAIL OPERATOR	40,643.20	40,643.20	0.00	38,464.53	11,061.17	0.00	49,525.70
0000321635	DIVISION DISPATCHER	48,048.00	48,048.00	0.00	48,787.20	3,756.06	1,848.00	54,391.26
0000302744	SUPV BUS MAINTENANCE	57,200.00	57,200.00	0.00	57,557.50	8,525.00	6,600.00	72,682.50
0000327408	STRUCTURAL ENGINEER IV	59,612.54	59,612.54	0.00	50,441.65	0.00	0.00	50,441.65
0000320033	*JOURNEYMAN ET-RAIL CAR MAINT	43,804.80	43,804.80	0.00	44,431.83	4,312.05	225.00	48,968.88
0000306485	ADVERTISING COORDINATOR	63,881.22	63,881.22	0.00	63,881.43	0.00	0.00	63,881.43
0000302764	*JOURNEYMAN SUPPORT EQUIPMENT	43,804.80	43,804.80	0.00	44,081.21	2,969.49	435.60	47,486.30
0000302409	*JOURNEYMAN OVERHAULER	43,804.80	43,804.80	0.00	44,352.93	10,827.51	225.00	55,405.44
0000319667	*BUS OPERATOR	40,643.20	40,643.20	0.00	41,715.39	7,085.78	0.00	48,801.17
0000316073	TRANSIT POLICE SERGEANT	60,964.80	63,398.40	2,433.60	62,773.05	8,323.98	1,219.20	72,316.23
0000328640	*RAIL OPERATOR	28,454.40	28,454.40	0.00	26,688.92	912.62	0.00	27,601.54
0000302860	*JOURNEYMAN RAIL CAR MECHANIC	43,804.80	43,804.80	0.00	44,060.14	2,400.84	225.00	46,685.98
0000318931	*MOBILITY OPERATOR	30,409.60	30,409.60	0.00	27,263.23	636.03	0.00	27,899.26
0000304380	*BUS OPERATOR	40,643.20	40,643.20	0.00	41,568.32	3,103.59	0.00	44,671.91
0000303358	*BUS OPERATOR	40,643.20	40,643.20	0.00	42,005.14	9,261.55	0.00	51,266.69
0000321403	INDUSTRIAL SAFETY ENGINEER	71,612.06	71,612.06	0.00	71,612.32	0.00	5,508.62	77,120.94
0000306447	CHF VEHICLE ENGINEERING	92,823.64	92,823.64	0.00	92,823.96	0.00	14,280.60	107,104.56
0000321525	SR REDUCED FARE REPRESENTATIVE	28,821.00	28,821.00	0.00	28,821.00	0.00	0.00	28,821.00
0000322673	SUPV RAIL LINE	48,048.00	48,048.00	0.00	50,040.42	8,564.39	3,141.60	61,746.41
0000304839	*RAIL OPERATOR	40,643.20	40,643.20	0.00	28,454.82	14,018.75	0.00	42,473.57
0000306188	*BUS OPERATOR	40,643.20	40,643.20	0.00	40,657.63	3,174.12	0.00	43,831.75
0000315319	*MOBILITY OPERATOR	30,409.60	30,409.60	0.00	23,204.33	268.67	0.00	23,473.00
0000327975	*INSPECTOR	39,603.20	40,206.40	603.20	40,353.99	1,963.87	225.00	42,542.86
0000321772	*BUS OPERATOR	40,643.20	40,643.20	0.00	41,971.65	14,319.90	312.64	56,604.19
0000318113	*BUS OPERATOR	40,643.20	40,643.20	0.00	35,641.44	764.14	0.00	36,405.58
0000322109	*SERVICEPERSON I (A)	32,281.60	32,281.60	0.00	32,704.08	1,070.88	0.00	33,774.96
0000324649	*MOBILITY OPERATOR	26,083.20	27,414.40	1,331.20	23,629.02	2,353.98	0.00	25,983.00
0000304247	TRANSIT POLICE OFFICER SR	54,787.20	54,787.20	0.00	55,050.60	12,099.95	526.80	67,677.35
0000321911	*INSPECTOR	43,804.80	43,118.40	-686.40	45,455.36	3,640.85	225.00	49,321.21
0000303891	*BUS OPERATOR	40,643.20	40,643.20	0.00	41,054.32	122.57	625.28	41,802.17
0000306387	*JOURNEYMAN ET-RAIL CAR MAINT	43,804.80	43,804.80	0.00	49,788.46	3,518.51	225.00	53,531.97



## MARTOC REPORT

EE NUMBER	TITLE	FY 12	FY 13	DIFFERENCE	REGULAR	OVERTIME	OTHER	TOTAL
		BASE SALARY	BASE SALARY	+/-	EARNINGS	EARNINGS	EARNINGS	EARNINGS
0000303027	*BUS OPERATOR (DATE LAST EMPLOYED 01-JUN-13)	40,643.20	40,643.20	0.00	44,930.45	6,474.74	0.00	51,405.19
0000303408	*MOBILITY OPERATOR	30,409.60	30,409.60	0.00	28,371.31	164.51	0.00	28,535.82
0000303591	*JOURNEYMAN OVERHAULER	43,804.80	43,804.80	0.00	44,615.06	7,543.42	225.00	52,383.48
0000303328	MGR OPERATING & CAPITAL BUDGET	93,035.28	93,035.28	0.00	93,035.38	0.00	7,872.22	100,907.60
0000321813	FINANCIAL SYSTEMS ADMIN (DATE LAST EMPLOYED 27-FEB-13)	73,080.28	73,080.28	0.00	51,437.53	0.00	1,876.48	53,314.01
0000320053	INFORMATION SYS ANALYST III	72,450.30	72,450.30	0.00	72,450.55	0.00	0.00	72,450.55
0000317051	*ENCODER CLERK	28,912.00	30,409.60	1,497.60	29,248.25	159.33	0.00	29,407.58
0000316178	INFORMATION SYS ANALYST III	70,000.06	70,000.06	0.00	58,827.31	0.00	13,865.45	72,692.76
0000325359	PROGRAM MANAGER CARS	84,978.92	84,978.92	0.00	84,978.98	0.00	6,182.98	91,161.96
0000303162	*JOURNEYMAN RAIL CAR MECHANIC	43,804.80	43,804.80	0.00	43,854.80	31.59	225.00	44,111.39
0000327790	*BUS OPERATOR (DATE LAST EMPLOYED 01-JUN-13)	28,454.40	31,491.20	3,036.80	29,281.61	10,670.44	0.00	39,952.05
0000306645	TRANSIT POLICE OFFICER SPECIAL	56,971.20	56,971.20	0.00	57,382.10	11,822.25	0.00	69,204.35
0000305324	TRANSIT POLICE OFFICER SR	54,787.20	54,787.20	0.00	44,178.78	12,890.17	6,848.40	63,917.35
0000304609	*BUS OPERATOR	40,643.20	40,643.20	0.00	41,637.81	11,174.87	0.00	52,812.68
0000321492	*SERVICEPERSON IV	34,008.00	34,008.00	0.00	32,578.33	7,309.73	0.00	39,888.06
0000326413	CONTRACT PROFESSIONAL (DATE LAST EMPLOYED 17-MAY-13)	0.00	0.00	0.00	49,979.85	0.00	0.00	49,979.85
0000302820	*JOURNEYMAN ET-RAIL CAR MAINT (DATE LAST EMPLOYED 01-JUN-13)	43,804.80	43,804.80	0.00	49,397.17	157.95	225.00	49,780.12
0000305400	GEN FOREMAN BLDGS & GROUNDS	65,047.32	65,047.32	0.00	65,047.40	0.00	10,570.22	75,617.62
0000303161	OFFICE ADMINISTRATOR II (DATE LAST EMPLOYED 01-JUL-13)	52,485.42	52,485.42	0.00	52,485.64	0.00	2,846.34	55,331.98
0000315785	TRANSIT POLICE LIEUTENANT	63,752.00	66,310.40	2,558.40	66,030.02	6,414.84	3,678.00	76,122.86
0000304093	*SERVICEPERSON I (A)	32,281.60	32,281.60	0.00	32,638.12	1,338.60	0.00	33,976.72
0000306177	TRANSIT POLICE OFFICER SPECIAL	56,971.20	56,971.20	0.00	51,616.47	7,335.77	6,792.72	65,744.96
0000303966	*BUS OPERATOR	40,643.20	40,643.20	0.00	30,415.35	1,460.58	171.37	32,047.30
0000305261	HUMAN RESOURCES SYSTEM ANALYST	61,499.88	61,499.88	0.00	61,500.03	0.00	3,153.84	64,653.87
0000329150	TRANSIT POLICE OFFICER	40,040.00	40,040.00	0.00	32,500.40	6,313.49	0.00	38,813.89
0000322924	*BUS OPERATOR	31,491.20	34,548.80	3,057.60	27,438.97	1,418.66	0.00	28,857.63
0000321910	*JOURNEYMAN RAIL CAR MECHANIC	39,603.20	43,804.80	4,201.60	43,699.13	2,937.91	225.00	46,862.04
0000305497	CONTRACT SPECIALIST III	77,457.12	77,457.12	0.00	77,457.25	0.00	5,958.24	83,415.49
0000321075	*MOBILITY OPERATOR	28,766.40	30,409.60	1,643.20	29,647.32	8,638.17	0.00	38,285.49
0000316800	*MATERIAL CONTROLLER	42,369.60	42,369.60	0.00	36,895.03	4,881.21	0.00	41,776.24
0000321944	FOREMAN POWER	52,104.00	52,104.00	0.00	52,492.34	10,090.26	1,227.00	63,809.60
0000304988	*INSPECTOR	43,118.40	43,118.40	0.00	48,225.89	7,743.08	225.00	56,193.97
0000305157	*BUS OPERATOR	40,643.20	40,643.20	0.00	41,050.14	1,222.90	0.00	42,273.04
0000302869	*BUS OPERATOR	40,643.20	40,643.20	0.00	40,703.90	11,739.66	0.00	52,443.56

## MARTOC REPORT

EE NUMBER	TITLE	FY 12	FY 13	DIFFERENCE	REGULAR	OVERTIME	OTHER	TOTAL
		BASE SALARY	BASE SALARY	+/-	EARNINGS	EARNINGS	EARNINGS	EARNINGS
0000320690	*BUS OPERATOR	40,643.20	40,643.20	0.00	40,257.35	5,323.14	0.00	45,580.49
0000325325	*JOURNEYMAN ET-RADIO MAINT	42,390.40	43,804.80	1,414.40	44,630.41	1,977.18	225.00	46,832.59
0000302420	*JOURNEYMAN ET-RAIL CAR MAINT	43,804.80	43,804.80	0.00	43,447.73	31.59	435.60	43,914.92
0000303473	*HOSTLER JUNIOR APPRENTICE	34,008.00	34,008.00	0.00	28,826.00	3,874.95	130.80	32,831.75
0000327119	*MOBILITY OPERATOR	23,358.40	24,564.80	1,206.40	23,172.72	598.07	56.15	23,826.94
0000317433	DATABASE ADMINISTRATOR III	73,924.24	73,924.24	0.00	73,924.57	0.00	0.00	73,924.57
0000319968	*BUS OPERATOR	40,643.20	40,643.20	0.00	39,501.24	1,596.04	0.00	41,097.28
0000303624	*BUS OPERATOR	40,643.20	40,643.20	0.00	43,110.52	17,682.05	0.00	60,792.57
0000303944	*MOBILITY OPERATOR	30,409.60	30,409.60	0.00	26,838.30	2,374.00	0.00	29,212.30
0000324245	*SERVICEPERSON I	31,824.00	31,824.00	0.00	29,501.29	585.24	0.00	30,086.53
0000307191	CIVIL ENGINEER VI	81,660.80	81,660.80	0.00	81,661.19	0.00	0.00	81,661.19
0000320698	TRANSIT POLICE SERGEANT	54,204.80	56,368.00	2,163.20	53,873.41	13,454.33	4,173.40	71,501.14
0000322855	*JOURNEYMAN ELEC POWER ELECT	43,804.80	43,804.80	0.00	47,219.56	17,177.80	225.00	64,622.36
0000329037	ROOF INSPECTOR	50,017.50	50,017.50	0.00	44,179.07	0.00	0.00	44,179.07
0000302158	*JOURNEYMAN ET-RAIL CAR MAINT	43,804.80	43,804.80	0.00	43,780.00	2,621.97	225.00	46,626.97
0000315409	ELECTRICAL ENGINEER VI	80,205.32	80,205.32	0.00	80,205.50	0.00	7,403.57	87,609.07
0000304325	*JOURNEYMAN SUPPORT EQUIPMENT	43,804.80	43,804.80	0.00	44,665.61	5,749.39	225.00	50,640.00
0000322344	MGR CIP MGMT OVERSIGHT	88,000.12	92,340.82	4,340.70	91,005.54	0.00	0.00	91,005.54
0000304082	*JOURNEYMAN SUPPORT EQUIPMENT	43,804.80	43,804.80	0.00	43,760.03	6,081.08	225.00	50,066.11
0000321021	*BUS OPERATOR	40,643.20	40,643.20	0.00	40,685.06	11,824.67	0.00	52,509.73
0000303209	*STATION AGENT	37,169.60	37,169.60	0.00	39,203.46	23,916.94	0.00	63,120.40
0000317914	TRANSIT POLICE OFFICER SR	54,787.20	54,787.20	0.00	50,151.36	38,265.44	5,794.80	94,211.60
0000317403	MGR FINANCIAL SYSTEMS	90,636.00	90,636.00	0.00	26,145.00	92.96	0.00	26,237.96
0000320367	*RAIL STATION CLEANER	28,412.80	28,412.80	0.00	27,677.39	768.39	0.00	28,445.78
0000325498	TRANSIT POLICE OFFICER SR	43,305.60	45,032.00	1,726.40	39,016.68	12,570.09	2,143.76	53,730.53
0000303697	*STATION AGENT	37,169.60	37,169.60	0.00	39,519.65	30,115.54	0.00	69,635.19
0000326989	SR TECH PROJECT MANAGER	87,964.76	87,964.76	0.00	87,964.84	0.00	0.00	87,964.84
0000302922	*AA INSPECTOR	43,804.80	43,804.80	0.00	44,276.00	28,589.07	225.00	73,090.07
0000306062	*JOURNEYMAN ET-RAIL CAR MAINT	43,804.80	43,804.80	0.00	48,377.47	9,058.50	225.00	57,660.97
0000305385	*RAIL OPERATOR (DATE LAST EMPLOYED 01-MAR-13)	40,643.20	40,643.20	0.00	34,096.21	25,633.86	0.00	59,730.07
0000327452	*BUS OPERATOR	28,454.40	31,491.20	3,036.80	28,915.36	1,849.78	242.24	31,007.38
0000304124	SUPT REVENUE COLLECTIONS	56,520.88	63,663.60	7,142.72	62,839.52	289.86	2,905.68	66,035.06
0000320740	*BUS OPERATOR	40,643.20	40,643.20	0.00	41,437.07	9,777.48	0.00	51,214.55
0000329020	*BUS OPERATOR	28,454.40	28,454.40	0.00	25,481.30	2,835.78	0.00	28,317.08
0000320864	*MOBILITY OPERATOR	26,083.20	27,414.40	1,331.20	29,007.07	7,052.79	0.00	36,059.86

## MARTOC REPORT

EE NUMBER	TITLE	FY 12	FY 13	DIFFERENCE	REGULAR	OVERTIME	OTHER	TOTAL
		BASE SALARY	BASE SALARY	+/-	EARNINGS	EARNINGS	EARNINGS	EARNINGS
0000304937	*BUS OPERATOR	40,643.20	40,643.20	0.00	43,759.01	8,255.70	0.00	52,014.71
0000302139	AUDITOR III	59,741.50	59,741.50	0.00	59,741.86	0.00	5,284.86	65,026.72
0000302622	TRAINING & DEVELOPMENT SPEC	48,429.94	48,429.94	0.00	48,430.20	0.00	5,389.41	53,819.61
0000315982	*BUS OPERATOR	40,643.20	40,643.20	0.00	42,149.23	5,284.98	0.00	47,434.21
0000321575	CUSTOMER CARE FIELD REP	36,348.00	36,348.00	0.00	36,348.00	0.00	1,817.40	38,165.40
0000304957	SUPT RAIL CAR MAINT	67,974.92	67,974.92	0.00	68,350.80	0.00	6,536.05	74,886.85
0000303733	*BUS OPERATOR	40,643.20	40,643.20	0.00	41,058.69	13,280.22	0.00	54,338.91
0000303452	*BUS OPERATOR	40,643.20	40,643.20	0.00	36,677.37	4,806.13	0.00	41,483.50
0000320587	*RAIL STATION CLEANER	28,412.80	28,412.80	0.00	28,234.00	3,186.21	0.00	31,420.21
0000321068	*MOBILITY OPERATOR	27,414.40	28,766.40	1,352.00	26,381.45	2,608.53	0.00	28,989.98
0000302108	*BUS OPERATOR	40,643.20	40,643.20	0.00	40,978.30	15,959.75	0.00	56,938.05
0000317595	*STATION AGENT	37,169.60	37,169.60	0.00	39,252.21	6,111.61	0.00	45,363.82
0000303768	*BUS OPERATOR	40,643.20	40,643.20	0.00	43,490.33	7,513.85	0.00	51,004.18
0000328924	*MOBILITY OPERATOR	23,358.40	23,358.40	0.00	19,363.38	1,415.02	0.00	20,778.40
0000305554	*RAIL OPERATOR	40,643.20	40,643.20	0.00	41,023.79	1,044.11	638.38	42,706.28
0000323172	*BUS OPERATOR	37,606.40	40,643.20	3,036.80	38,754.73	2,629.04	0.00	41,383.77
0000324724	*JOURNEYMAN ET-TRAIN CONTROL	43,804.80	43,804.80	0.00	47,898.32	22,989.65	435.60	71,323.57
0000327682	*JOURNEYMAN ELEC POWER ELECT (DATE LAST EMPLOYED 18-MAR-13)	41,080.00	41,392.00	312.00	30,377.37	2,132.54	609.20	33,119.11
0000326714	*BUS OPERATOR	28,454.40	31,491.20	3,036.80	32,770.67	2,076.68	0.00	34,847.35
0000318682	*BUS OPERATOR	40,643.20	40,643.20	0.00	41,271.74	9,716.45	0.00	50,988.19
0000321952	*BUS OPERATOR	28,454.40	31,491.20	3,036.80	32,709.36	10,123.00	0.00	42,832.36
0000319726	*BUS OPERATOR (DATE LAST EMPLOYED 22-MAR-13)	40,643.20	40,643.20	0.00	34,727.29	3,554.58	0.00	38,281.87
0000304345	*INSPECTOR (DATE LAST EMPLOYED 01-JUL-13)	43,118.40	43,118.40	0.00	47,184.90	6,685.50	225.00	54,095.40
0000328637	*BUS OPERATOR (DATE LAST EMPLOYED 07-JUN-13)	28,454.40	28,454.40	0.00	24,984.79	2,010.01	0.00	26,994.80
0000320504	CONTRACT EMP ADMIN SUPPORT	0.00	0.00	0.00	28,124.75	1,999.51	0.00	30,124.26
0000302661	*BUS OPERATOR	40,643.20	40,643.20	0.00	34,157.09	5,651.60	0.00	39,808.69
0000307077	DIVISION DISPATCHER	48,048.00	48,048.00	0.00	48,440.70	4,503.35	4,181.10	57,125.15
0000305907	FIELD INSPECTOR	51,216.56	51,216.56	0.00	51,597.63	4,517.73	1,050.60	57,165.96
0000305348	*BUS OPERATOR	40,643.20	40,643.20	0.00	33,156.18	995.11	0.00	34,151.29
0000317671	SUPPORT ANALYST II	46,882.68	46,882.68	0.00	45,620.66	0.00	1,262.24	46,882.90
0000320827	*RAIL STATION CLEANER	28,412.80	28,412.80	0.00	30,532.29	11,218.28	0.00	41,750.57
0000302364	*INSPECTOR	43,118.40	43,118.40	0.00	42,351.41	1,228.30	225.00	43,804.71
0000305961	*JOURNEYMAN ET-RAIL CAR MAINT	43,804.80	43,804.80	0.00	46,718.96	9,571.77	225.00	56,515.73
0000319374	TRANSIT POLICE SERGEANT	54,787.20	58,614.40	3,827.20	55,807.73	28,740.64	4,256.40	88,804.77

## MARTOC REPORT

EE NUMBER	TITLE	FY 12	FY 13	DIFFERENCE	REGULAR	OVERTIME	OTHER	TOTAL
		BASE SALARY	BASE SALARY	+/-	EARNINGS	EARNINGS	EARNINGS	EARNINGS
0000303147	TRANSIT POLICE LIEUTENANT	80,308.80	80,308.80	0.00	84,247.06	14,478.83	5,637.06	104,362.95
0000303929	*JOURNEYMAN PAINTER (DATE LAST EMPLOYED 01-MAY-13)	43,804.80	43,804.80	0.00	37,156.19	1,579.50	225.00	38,960.69
0000323654	*MOBILITY OPERATOR	26,083.20	27,414.40	1,331.20	25,477.99	407.45	0.00	25,885.44
0000319858	*MOBILITY OPERATOR	24,564.80	26,083.20	1,518.40	26,964.14	6,790.77	0.00	33,754.91
0000327030	CONTRACT SPECIALIST I (DATE LAST EMPLOYED 23-APR-13)	44,044.26	48,055.54	4,011.28	40,153.15	0.00	1,156.05	41,309.20
0000323651	*MOBILITY OPERATOR	26,083.20	27,414.40	1,331.20	28,167.98	730.56	0.00	28,898.54
0000302519	*BUS OPERATOR	40,643.20	40,643.20	0.00	29,239.47	2,581.10	0.00	31,820.57
0000306598	*BUS OPERATOR	40,643.20	40,643.20	0.00	43,648.07	10,180.43	0.00	53,828.50
0000322678	TRANSIT POLICE OFFICER SR	48,713.60	50,668.80	1,955.20	49,053.93	7,884.18	7,644.80	64,582.91
0000304895	*BUS OPERATOR	40,643.20	40,643.20	0.00	42,338.05	9,712.69	0.00	52,050.74
0000302876	QA ENGINEER	66,780.74	66,780.74	0.00	66,781.09	0.00	2,568.50	69,349.59
0000319245	PROTECTIVE SPEC POLICE CADET	26,561.60	26,561.60	0.00	26,561.60	7,101.73	2,554.00	36,217.33
0000321611	*SERVICEPERSON IV (DATE LAST EMPLOYED 27-MAY-13)	34,008.00	34,008.00	0.00	25,640.45	1,563.48	0.00	27,203.93
0000322112	*BUS OPERATOR	31,491.20	34,548.80	3,057.60	28,480.54	1,836.26	0.00	30,316.80
0000304327	TRANSIT POLICE OFFICER SR	54,787.20	54,787.20	0.00	53,970.66	39,529.77	16,436.16	109,936.59
0000324457	CONTRACT SPECIALIST III	73,760.18	73,760.18	0.00	73,476.72	0.00	1,987.37	75,464.09
0000327974	*INSPECTOR (DATE LAST EMPLOYED 08-FEB-13)	39,603.20	40,643.20	1,040.00	27,677.60	1,330.82	0.00	29,008.42
0000321083	SR OCCUP MED SVCS WELL SPEC	50,900.20	50,900.20	0.00	50,704.89	0.00	1,648.40	52,353.29
0000302317	*BUS OPERATOR (DATE LAST EMPLOYED 01-APR-13)	40,643.20	40,643.20	0.00	38,079.93	9,656.63	0.00	47,736.56
0000322060	*JOURNEYMAN RAIL CAR MECHANIC	43,804.80	43,804.80	0.00	44,339.19	2,053.37	225.00	46,617.56
0000305955	*BUS OPERATOR	40,643.20	40,643.20	0.00	41,283.29	55.69	0.00	41,338.98
0000306096	HR INFORMATION SYSTEMS SPEC II	40,404.00	40,404.00	0.00	37,762.20	0.00	5,589.43	43,351.63
0000302778	SUPV TECH SUPPORT SVCS CENTR	59,008.04	67,120.82	8,112.78	60,026.32	0.00	8,002.89	68,029.21
0000305419	*BUS OPERATOR	40,643.20	40,643.20	0.00	42,757.80	8,135.46	0.00	50,893.26
0000318012	*RAIL OPERATOR	40,643.20	40,643.20	0.00	33,712.84	8,789.01	0.00	42,501.85
0000303637	*BUS OPERATOR	40,643.20	40,643.20	0.00	41,767.35	7,060.85	0.00	48,828.20
0000324951	*MOBILITY OPERATOR	24,564.80	26,083.20	1,518.40	25,395.39	4,313.22	0.00	29,708.61
0000327458	*BUS OPERATOR	28,454.40	31,491.20	3,036.80	30,620.64	3,443.26	0.00	34,063.90
0000328054	CJIT-CALL TAKER (DATE LAST EMPLOYED 22-MAR-13)	29,827.20	29,827.20	0.00	23,471.03	4,194.48	703.81	28,369.32
0000320298	MOBILITY CUSTOMER CARE REP	36,348.00	36,348.00	0.00	36,501.41	3,019.68	1,113.74	40,634.83
0000321410	*BUS OPERATOR	40,643.20	40,643.20	0.00	43,613.23	9,969.12	0.00	53,582.35
0000303508	MGR HUMAN RESOURCES INFO SYS	75,527.40	75,527.40	0.00	75,527.47	0.00	1,452.45	76,979.92
0000305515	*BUS OPERATOR	40,643.20	40,643.20	0.00	45,834.53	22,786.11	0.00	68,620.64
0000325643	TRANSIT POLICE OFFICER SR	54,787.20	54,787.20	0.00	55,498.38	3,832.48	0.00	59,330.86

## MARTOC REPORT

EE NUMBER	TITLE	FY 12	FY 13	DIFFERENCE	REGULAR	OVERTIME	OTHER	TOTAL
		BASE SALARY	BASE SALARY	+/-	EARNINGS	EARNINGS	EARNINGS	EARNINGS
0000302522	*BUS OPERATOR	40,643.20	40,643.20	0.00	36,912.24	12,393.25	517.81	49,823.30
0000318891	*SERVICEPERSON IV	34,008.00	34,008.00	0.00	36,195.80	16,554.52	0.00	52,750.32
0000327766	CONTRACT PROFESSIONAL	0.00	0.00	0.00	54,240.00	0.00	0.00	54,240.00
0000302712	*BUS OPERATOR	40,643.20	40,643.20	0.00	40,906.28	1,065.21	0.00	41,971.49
0000323112	MOBILITY CUSTOMER CARE REP	36,348.00	36,348.00	0.00	36,562.36	1,873.32	0.00	38,435.68
0000302221	*BUS OPERATOR	37,606.40	40,643.20	3,036.80	39,838.55	3,215.21	0.00	43,053.76
0000302206	SUPT CONTROL CENTER	68,640.00	68,640.00	0.00	68,640.00	0.00	7,673.60	76,313.60
0000315157	*BUS OPERATOR	40,643.20	40,643.20	0.00	38,112.58	3,292.53	0.00	41,405.11
0000302575	*JOURNEYMAN ET-HVAC	43,804.80	43,804.80	0.00	44,560.32	300.13	225.00	45,085.45
0000302101	*MATERIAL CONTROLLER	42,369.60	42,369.60	0.00	42,758.34	3,794.63	0.00	46,552.97
0000302603	CHF REPORT TRACK SPEC PROJECTS	84,698.64	84,698.64	0.00	84,700.11	0.00	1,628.82	86,328.93
0000323717	*RAIL STATION CLEANER	28,412.80	28,412.80	0.00	29,166.31	3,560.15	218.56	32,945.02
0000303742	*JOURNEYMAN RAIL CAR MECHANIC	43,804.80	43,804.80	0.00	44,786.00	2,606.18	225.00	47,617.18
0000302628	*INSPECTOR	43,118.40	43,118.40	0.00	44,354.74	7,120.80	225.00	51,700.54
0000304883	*BUS OPERATOR	40,643.20	40,643.20	0.00	41,486.62	6,211.59	0.00	47,698.21
0000328300	PROJECT ENGINEER	64,639.12	64,639.12	0.00	64,639.45	0.00	911.58	65,551.03
0000321775	*BUS OPERATOR	40,643.20	40,643.20	0.00	42,793.06	17,204.38	0.00	59,997.44
0000307079	*BUS OPERATOR	40,643.20	40,643.20	0.00	43,568.64	20,241.70	0.00	63,810.34
0000303520	MAINTENANCE PLANNER BUS	43,118.40	52,686.40	9,568.00	46,781.15	2,647.67	225.00	49,653.82
0000305265	*SERVICEPERSON I (A)	31,824.00	32,281.60	457.60	24,124.61	995.90	0.00	25,120.51
0000314865	*RAIL STATION CLEANER	28,412.80	28,412.80	0.00	30,238.60	7,980.86	0.00	38,219.46
0000323587	*RAIL OPERATOR	28,454.40	31,491.20	3,036.80	30,802.75	1,840.03	0.00	32,642.78
0000321427	*BUS OPERATOR	28,454.40	31,491.20	3,036.80	28,607.71	1,796.05	0.00	30,403.76
0000311004	ELECTRICAL ENGINEER VI	80,205.32	80,205.32	0.00	80,205.38	0.00	0.00	80,205.38
0000302402	*BUS OPERATOR	40,643.20	40,643.20	0.00	42,100.31	908.99	0.00	43,009.30
0000304592	MGR TRAIN CONTROL	90,030.20	90,030.20	0.00	90,030.23	0.00	7,924.05	97,954.28
0000323905	SR LABOR RELATIONS SPECIALIST	73,760.18	73,760.18	0.00	72,625.71	0.00	5,295.63	77,921.34
0000304115	PARKING SERVICES REP	22,483.50	22,483.50	0.00	22,593.21	1,504.73	1,383.61	25,481.55
0000321940	TRANSIT POLICE OFFICER SR	48,713.60	50,668.80	1,955.20	51,045.84	37,835.17	5,359.20	94,240.21
0000305831	PERFORMANCE ANALYST	66,700.40	66,700.40	0.00	66,700.44	0.00	0.00	66,700.44
0000304307	*BUS OPERATOR	40,643.20	40,643.20	0.00	37,502.15	1,550.54	0.00	39,052.69
0000318191	SUPV COMMUNICATIONS	45,635.20	45,635.20	0.00	48,196.75	7,942.35	1,228.64	57,367.74
0000327279	*BUS OPERATOR	28,454.40	31,491.20	3,036.80	31,588.50	3,555.25	0.00	35,143.75
0000302213	*JOURNEYMAN RAIL CAR MECHANIC	43,804.80	43,804.80	0.00	43,793.17	876.63	225.00	44,894.80

## MARTOC REPORT

EE NUMBER	TITLE	FY 12	FY 13	DIFFERENCE	REGULAR	OVERTIME	OTHER	TOTAL
		BASE SALARY	BASE SALARY	+/-	EARNINGS	EARNINGS	EARNINGS	EARNINGS
0000302722	*MATERIAL CONTROLLER	42,369.60	42,369.60	0.00	43,886.25	1,268.04	0.00	45,154.29
0000304244	SUPV BUS TRANSPORTATION (DATE LAST EMPLOYED 01-APR-13)	50,731.20	50,731.20	0.00	38,759.87	0.00	1,625.84	40,385.71
0000306546	QA ENGINEER	73,196.76	73,196.76	0.00	73,197.51	0.00	6,944.33	80,141.84
0000304063	*INSPECTOR	43,118.40	43,118.40	0.00	43,546.73	559.72	225.00	44,331.45
0000305387	*BUS OPERATOR	40,643.20	40,643.20	0.00	45,112.00	16,400.84	0.00	61,512.84
0000303442	*BUS OPERATOR	40,643.20	40,643.20	0.00	44,219.77	15,852.80	0.00	60,072.57
0000305685	*BUS OPERATOR	40,643.20	40,643.20	0.00	46,180.43	21,043.29	0.00	67,223.72
0000304443	*MOBILITY OPERATOR	26,083.20	27,414.40	1,331.20	25,370.62	127.57	0.00	25,498.19
0000302805	*JOURNEYMAN ET-TELEPHONE MAINT	43,804.80	43,804.80	0.00	46,624.20	15,913.52	225.00	62,762.72
0000303688	RAIL SERVICES CONTROLLER	58,323.20	58,323.20	0.00	53,940.81	967.38	6,238.90	61,147.09
0000322340	*JOURNEYMAN AUTOMOTIVE TECH	43,804.80	43,804.80	0.00	45,360.60	7,581.67	225.00	53,167.27
0000306589	*BUS OPERATOR	40,643.20	40,643.20	0.00	42,778.23	4,480.75	0.00	47,258.98
0000305863	EEO DBE ANALYST	62,288.98	62,288.98	0.00	62,289.32	0.00	4,504.01	66,793.33
0000322546	*BUS OPERATOR	40,643.20	40,643.20	0.00	36,105.32	745.72	0.00	36,851.04
0000306473	CONTRACT PROFESSIONAL (DATE LAST EMPLOYED 07-JUN-13)	0.00	0.00	0.00	95,590.00	0.00	0.00	95,590.00
0000321824	*SERVICEPERSON VII GROUNDSKEEPR	32,281.60	32,281.60	0.00	32,823.41	4,533.78	155.20	37,512.39
0000305949	*SERVICEPERSON V (DATE LAST EMPLOYED 01-FEB-13)	40,206.40	40,643.20	436.80	31,642.61	5,820.29	0.00	37,462.90
0000323955	*BUS OPERATOR (DATE LAST EMPLOYED 04-APR-13)	37,606.40	40,643.20	3,036.80	33,102.63	3,350.49	0.00	36,453.12
0000328472	*INSPECTOR	39,603.20	40,206.40	603.20	39,913.72	382.77	0.00	40,296.49
0000304089	MAINTENANCE PLANNER BUS	52,686.40	52,686.40	0.00	52,965.03	607.92	3,039.60	56,612.55
0000306304	INSTRUCTOR TRACK	51,251.20	51,251.20	0.00	51,620.80	554.40	0.00	52,175.20
0000303382	*SERVICEPERSON I	31,824.00	31,824.00	0.00	30,637.96	215.34	0.00	30,853.30
0000305956	CONTRACT PROFESSIONAL	0.00	0.00	0.00	45,045.00	225.00	0.00	45,270.00
0000306753	ENGINEERING CAD SPECIALIST III	63,000.08	67,862.08	4,862.00	64,122.52	0.00	0.00	64,122.52
0000304806	*BUS OPERATOR	40,643.20	40,643.20	0.00	44,597.74	25,658.40	837.68	71,093.82
0000318983	CUSTOMER CARE FIELD REP (DATE LAST EMPLOYED 03-APR-13)	36,348.00	36,348.00	0.00	21,324.16	0.00	1,537.80	22,861.96
0000320396	*JOURNEYMAN ET-TRAIN CONTROL	43,804.80	43,804.80	0.00	45,560.66	24,213.79	225.00	69,999.45
0000314812	*BUS OPERATOR	40,643.20	40,643.20	0.00	31,762.14	3,280.46	0.00	35,042.60
0000303141	SR SERVICE PLANNER	71,005.74	71,005.74	0.00	71,006.01	0.00	4,915.79	75,921.80
0000302594	FINANCE ADMINISTRATOR	49,370.62	49,370.62	0.00	49,370.89	0.00	0.00	49,370.89
0000323433	*MOBILITY OPERATOR	26,083.20	27,414.40	1,331.20	24,276.77	380.60	0.00	24,657.37
0000322552	*BUS OPERATOR	40,643.20	40,643.20	0.00	42,080.39	1,272.47	0.00	43,352.86
0000322974	*JOURNEYMAN AUTOMOTIVE TECH (DATE LAST EMPLOYED 03-MAY-13)	43,804.80	43,804.80	0.00	42,096.91	2,985.27	225.00	45,307.18
0000321907	*INSPECTOR	43,118.40	43,118.40	0.00	45,168.85	5,861.46	225.00	51,255.31

## MARTOC REPORT

EE NUMBER	TITLE	FY 12	FY 13	DIFFERENCE	REGULAR	OVERTIME	OTHER	TOTAL
		BASE SALARY	BASE SALARY	+/-	EARNINGS	EARNINGS	EARNINGS	EARNINGS
0000305999	TRANSIT POLICE OFFICER SR	54,787.20	54,787.20	0.00	55,261.32	29,099.15	5,268.00	89,628.47
0000307345	CONTRACT SPECIALIST III (DATE LAST EMPLOYED 25-JAN-13)	67,998.06	67,998.06	0.00	41,583.72	0.00	1,417.85	43,001.57
0000317862	*BUS OPERATOR	40,643.20	40,643.20	0.00	41,924.68	3,296.10	0.00	45,220.78
0000304140	*JOURNEYMAN ELEC POWER ELECT	43,804.80	43,804.80	0.00	44,497.55	1,129.39	225.00	45,851.94
0000322239	*BUS OPERATOR	40,643.20	40,643.20	0.00	42,516.36	4,632.28	0.00	47,148.64
0000320839	MARKETING & SALES ASSOCIATE	50,678.16	50,678.16	0.00	50,678.31	0.00	0.00	50,678.31
0000314410	DIR MOBILITY SERVICES (DATE LAST EMPLOYED 01-AUG-13)	108,402.32	108,402.32	0.00	99,063.30	0.00	10,645.73	109,709.03
0000320417	FOREMAN COMPUTER MAINTENANCE	43,804.80	52,104.00	8,299.20	37,971.47	3,188.13	898.92	42,058.52
0000323613	*JOURNEYMAN AUTOMOTIVE TECH	43,804.80	43,804.80	0.00	43,776.22	1,642.69	225.00	45,643.91
0000319668	*BUS OPERATOR	40,643.20	40,643.20	0.00	42,071.64	2,736.85	0.00	44,808.49
0000316065	*SERVICEPERSON I	31,824.00	31,824.00	0.00	30,722.72	2,025.35	0.00	32,748.07
0000323623	*BUS OPERATOR	37,606.40	40,643.20	3,036.80	36,250.95	7,238.59	0.00	43,489.54
0000302693	CLAIMS ADJUSTER II	46,855.12	46,855.12	0.00	46,855.46	0.00	5,045.97	51,901.43
0000306122	*JOURNEYMAN RAIL CAR MECHANIC	39,603.20	43,804.80	4,201.60	44,195.02	2,706.36	225.00	47,126.38
0000306123	*RAIL STATION CLEANER	28,412.80	28,412.80	0.00	29,941.50	5,245.44	0.00	35,186.94
0000322957	DIR DEVELOPMT & REGIONAL COORD	98,000.24	98,000.24	0.00	98,000.99	0.00	0.00	98,000.99
0000320935	*MOBILITY OPERATOR	28,766.40	30,409.60	1,643.20	20,087.72	65.80	0.00	20,153.52
0000314181	MGR SVC PLANNING & SCHEDULING (DATE LAST EMPLOYED 14-MAR-13)	87,500.14	87,500.14	0.00	67,308.03	0.00	0.00	67,308.03
0000305623	MEDIA SALES REP	26,773.50	26,773.50	0.00	26,897.20	0.00	693.37	27,590.57
0000327734	*MOBILITY OPERATOR	23,358.40	23,358.40	0.00	18,552.01	2,312.03	0.00	20,864.04
0000304972	*BUS OPERATOR	40,643.20	40,643.20	0.00	43,427.68	7,934.73	0.00	51,362.41
0000319204	RESIDENT ENGINEER	66,381.12	85,053.28	18,672.16	79,699.30	0.00	327.13	80,026.43
0000328548	*MOBILITY OPERATOR	23,358.40	23,358.40	0.00	21,649.56	9,955.44	0.00	31,605.00
0000305993	TRANSIT POLICE OFFICER SR	54,787.20	54,787.20	0.00	50,432.42	10,124.47	2,370.60	62,927.49
0000304596	SUPV BUS MAINTENANCE	53,830.40	53,830.40	0.00	54,736.20	8,255.72	3,105.60	66,097.52
0000319540	*JOURNEYMAN ET-RADIO MAINT	43,804.80	43,804.80	0.00	42,791.28	3,909.27	225.00	46,925.55
0000326864	*BUS OPERATOR	28,454.40	31,491.20	3,036.80	29,582.50	4,162.56	0.00	33,745.06
0000323658	*BUS OPERATOR	37,606.40	40,643.20	3,036.80	34,775.26	1,185.27	0.00	35,960.53
0000328141	*BUS OPERATOR	32,531.20	32,531.20	0.00	29,116.17	2,612.83	0.00	31,729.00
0000328638	*BUS OPERATOR	28,454.40	28,454.40	0.00	25,952.75	2,202.91	0.00	28,155.66
0000304167	RAIL SERVICES CONTROLLER	55,120.00	57,720.00	2,600.00	56,869.75	1,735.59	4,390.00	62,995.34
0000305151	*MATERIAL CONTROLLER LEAD	43,659.20	43,659.20	0.00	44,548.80	6,186.86	0.00	50,735.66
0000302646	*RAIL OPERATOR (DATE LAST EMPLOYED 20-MAR-13)	40,643.20	40,643.20	0.00	35,961.32	14,555.55	0.00	50,516.87
0000304996	*JOURNEYMAN OVERHAULER	43,804.80	43,804.80	0.00	45,992.47	14,073.38	225.00	60,290.85

## MARTOC REPORT

EE NUMBER	TITLE	FY 12	FY 13	DIFFERENCE	REGULAR	OVERTIME	OTHER	TOTAL
		BASE SALARY	BASE SALARY	+/-	EARNINGS	EARNINGS	EARNINGS	EARNINGS
0000306099	*JOURNEYMAN AUTOMOTIVE TECH	43,804.80	43,804.80	0.00	49,019.77	16,752.26	225.00	65,997.03
0000320317	*FILING CLERK	31,699.20	31,699.20	0.00	33,564.89	0.00	0.00	33,564.89
0000315360	*BUS OPERATOR	40,643.20	40,643.20	0.00	22,942.34	539.10	0.00	23,481.44
0000306414	*BUS OPERATOR	40,643.20	40,643.20	0.00	38,906.61	1,112.09	0.00	40,018.70
0000305769	*JOURNEYMAN ET-TRAIN CONTROL (DATE LAST EMPLOYED 01-MAY-13)	43,804.80	43,804.80	0.00	48,430.30	14,894.69	225.00	63,549.99
0000326777	*BUS OPERATOR	28,454.40	31,491.20	3,036.80	26,071.42	2,647.48	0.00	28,718.90
0000302346	SVC DESK SUPPORT AGENT	41,905.50	41,905.50	0.00	41,905.62	0.00	4,663.33	46,568.95
0000319874	*MOBILITY OPERATOR	30,409.60	30,409.60	0.00	26,831.40	1,436.48	0.00	28,267.88
0000320999	AUDITOR III	63,922.30	63,922.30	0.00	63,922.64	0.00	1,229.28	65,151.92
0000318200	*BUS OPERATOR	40,643.20	40,643.20	0.00	32,472.05	2,540.12	0.00	35,012.17
0000324192	ELEV ESCALATOR SAFE INSPEC II	66,553.50	66,553.50	0.00	66,724.26	802.06	4,010.28	71,536.60
0000323983	TRANSIT POLICE OFFICER SR	43,305.60	45,032.00	1,726.40	46,170.91	16,993.63	0.00	63,164.54
0000306237	*JOURNEYMAN BODY REPAIR	41,080.00	42,390.40	1,310.40	39,388.89	6,727.78	0.00	46,116.67
0000306031	*JOURNEYMAN ELEC POWER ELECT	43,804.80	43,804.80	0.00	43,886.14	1,444.30	225.00	45,555.44
0000305792	TRANSIT POLICE OFFICER SR	54,787.20	54,787.20	0.00	56,477.76	12,754.33	2,191.20	71,423.29
0000305677	BUILDING MAINT SPEC II	48,900.80	48,900.80	0.00	48,913.36	0.00	2,821.20	51,734.56
0000306013	*JOURNEYMAN ET-TELEPHONE MAINT	43,804.80	43,804.80	0.00	46,476.80	2,843.14	225.00	49,544.94
0000305270	DISPATCHER MOBILITY	38,126.40	38,126.40	0.00	37,544.46	329.96	0.00	37,874.42
0000303172	TRANSIT POLICE OFFICER SPECIAL	56,971.20	56,971.20	0.00	53,910.42	20,234.52	11,010.78	85,155.72
0000302029	TRANSIT POLICE SERGEANT	65,936.00	65,936.00	0.00	67,204.03	24,312.41	0.00	91,516.44
0000305283	*JOURNEYMAN RAIL CAR MECHANIC	52,104.00	43,804.80	-8,299.20	48,665.65	7,287.18	225.00	56,177.83
0000323181	CIVIL ENGINEER VI (DATE LAST EMPLOYED 26-JUL-13)	81,208.14	81,208.14	0.00	81,208.95	0.00	0.00	81,208.95
0000324754	IT QUALITY ASSURANCE ENGINEER	73,760.18	81,136.12	7,375.94	75,121.51	0.00	0.00	75,121.51
0000321211	*RAIL STATION CLEANER	28,412.80	28,412.80	0.00	22,373.63	35.86	0.00	22,409.49
0000306558	FARE COLLECTION ASST	30,556.50	30,556.50	0.00	30,423.43	2,203.69	2,225.15	34,852.27
0000302872	*JOURNEYMAN RAIL CAR MECHANIC	43,804.80	43,804.80	0.00	45,787.06	12,399.08	225.00	58,411.14
0000313798	CONTRACT PROFESSIONAL	0.00	0.00	0.00	48,675.00	0.00	0.00	48,675.00
0000320370	*SERVICEPERSON VII GROUNDSKEEPR	32,281.60	32,281.60	0.00	32,537.24	5,977.14	0.00	38,514.38
0000322050	CONFIG MGMT SPECIALIST III	44,324.02	52,963.04	8,639.02	51,634.54	0.00	1,018.52	52,653.06
0000319809	*BUS OPERATOR	40,643.20	40,643.20	0.00	43,594.54	2,550.11	0.00	46,144.65
0000325878	CJIT-POLICE DISPATCHER (DATE LAST EMPLOYED 05-APR-13)	33,696.00	33,696.00	0.00	24,043.78	1,609.92	4,965.30	30,619.00
0000304316	RAIL SERVICES CONTROLLER	57,720.00	57,720.00	0.00	56,915.25	2,816.63	5,457.60	65,189.48
0000304242	REVENUE OPERATIONS ANALYST II (DATE LAST EMPLOYED 01-APR-13)	56,763.20	56,763.20	0.00	42,572.43	0.00	6,549.60	49,122.03
0000303200	*MOBILITY OPERATOR	30,409.60	30,409.60	0.00	30,513.91	10,329.11	0.00	40,843.02



## MARTOC REPORT

EE NUMBER	TITLE	FY 12	FY 13	DIFFERENCE	REGULAR	OVERTIME	OTHER	TOTAL
		BASE SALARY	BASE SALARY	+/-	EARNINGS	EARNINGS	EARNINGS	EARNINGS
0000323169	*BUS OPERATOR	37,606.40	40,643.20	3,036.80	42,412.38	11,754.33	0.00	54,166.71
0000303208	FOREMAN CUSTODIAL SERVICES	44,324.80	44,324.80	0.00	44,324.80	1,022.88	1,704.80	47,052.48
0000315251	*BUS OPERATOR	40,643.20	40,643.20	0.00	34,075.94	986.05	0.00	35,061.99
0000317857	*JOURNEYMAN ET-TELEPHONE MAINT	43,804.80	43,804.80	0.00	44,823.58	14,610.48	225.00	59,659.06
0000321691	*BUS OPERATOR	40,643.20	40,643.20	0.00	42,382.36	16,342.34	0.00	58,724.70
0000303619	OFFICE ADMINISTRATOR II	59,478.90	59,478.90	0.00	59,479.04	0.00	5,490.36	64,969.40
0000302674	*BUS OPERATOR	40,643.20	40,643.20	0.00	41,864.43	8,992.16	0.00	50,856.59
0000302080	*JOURNEYMAN ELEC POWER ELECT	43,804.80	43,804.80	0.00	46,003.75	16,276.84	225.00	62,505.59
0000321898	*BUS OPERATOR	40,643.20	40,643.20	0.00	42,802.66	7,330.90	0.00	50,133.56
0000318842	*BUS OPERATOR	40,643.20	40,643.20	0.00	42,844.70	7,948.16	0.00	50,792.86
0000324056	*SERVICEPERSON I	31,824.00	31,824.00	0.00	30,596.47	344.25	0.00	30,940.72
0000324895	OPTICAL NETWORK ENGINEER	81,000.14	81,000.14	0.00	81,000.31	0.00	0.00	81,000.31
0000323711	*BUS OPERATOR	37,606.40	40,643.20	3,036.80	39,712.56	5,459.88	0.00	45,172.44
0000306032	FOREMAN CUSTODIAL SERVICES	48,172.80	48,172.80	0.00	45,274.56	3,659.28	5,743.68	54,677.52
0000302283	*BUS OPERATOR	40,643.20	40,643.20	0.00	45,107.97	13,155.60	0.00	58,263.57
0000323709	*BUS OPERATOR	28,454.40	31,491.20	3,036.80	31,287.10	2,739.57	0.00	34,026.67
0000315987	*BUS OPERATOR	40,643.20	40,643.20	0.00	42,807.19	4,901.62	0.00	47,708.81
0000323698	*BUS OPERATOR	37,606.40	40,643.20	3,036.80	39,938.15	4,644.81	0.00	44,582.96
0000328360	TRANSIT POLICE OFFICER	35,609.60	41,641.60	6,032.00	39,763.83	7,090.72	1,950.61	48,805.16
0000329114	CONTRACT EMP ADMIN SUPPORT	29,250.00	29,250.00	0.00	24,277.50	0.00	0.00	24,277.50
0000319393	*BUS OPERATOR	40,643.20	40,643.20	0.00	40,627.81	4,949.76	0.00	45,577.57
0000328226	EQUITY ADMINISTRATOR	74,500.14	74,500.14	0.00	74,500.39	0.00	0.00	74,500.39
0000305612	*BUS OPERATOR	40,643.20	40,643.20	0.00	40,101.17	1,236.99	0.00	41,338.16
0000303775	*BUS OPERATOR	40,643.20	40,643.20	0.00	39,683.81	136.31	0.00	39,820.12
0000317404	TRANSIT POLICE OFFICER SR	54,787.20	54,787.20	0.00	32,109.38	5,570.92	2,107.20	39,787.50
0000304648	TRANSIT POLICE LIEUTENANT	68,972.80	71,739.20	2,766.40	73,181.94	26,732.19	6,898.00	106,812.13
0000302639	TRANSIT POLICE OFFICER SR	54,787.20	54,787.20	0.00	57,026.10	35,124.45	4,978.26	97,128.81
0000318797	*BUS OPERATOR	40,643.20	40,643.20	0.00	42,408.37	13,028.20	0.00	55,436.57
0000306014	TRANSIT POLICE SERGEANT	63,398.40	65,936.00	2,537.60	66,745.30	18,464.90	3,804.32	89,014.52
0000327456	*BUS OPERATOR	28,454.40	31,491.20	3,036.80	29,248.94	2,595.20	0.00	31,844.14
0000305513	DISPATCHER-RAIL TRANSPORTATION	48,048.00	48,048.00	0.00	48,510.00	3,720.26	2,772.00	55,002.26
0000322863	*INSPECTOR	43,118.40	43,118.40	0.00	43,220.27	1,984.87	225.00	45,430.14
0000304223	DIVISION DISPATCHER	49,649.60	49,649.60	0.00	50,127.00	7,964.26	4,964.96	63,056.22
0000303207	LABOR RELATIONS SPECIALIST	44,408.00	58,000.02	13,592.02	52,233.62	464.38	5,018.13	57,716.13
0000303011	CONTRACT PROFESSIONAL	0.00	0.00	0.00	51,813.00	6,794.55	0.00	58,607.55

## MARTOC REPORT

EE NUMBER	TITLE	FY 12	FY 13	DIFFERENCE	REGULAR	OVERTIME	OTHER	TOTAL
		BASE SALARY	BASE SALARY	+/-	EARNINGS	EARNINGS	EARNINGS	EARNINGS
0000302482	*BUS OPERATOR	40,643.20	40,643.20	0.00	42,228.29	8,769.40	0.00	50,997.69
0000322153	*BUS OPERATOR	40,643.20	40,643.20	0.00	38,314.45	1,816.73	0.00	40,131.18
0000304833	INSTRUCTOR BUS OPERATIONS	57,761.60	57,761.60	0.00	29,269.58	2,540.97	2,790.89	34,601.44
0000305220	SUPV RAIL LINE	48,048.00	48,048.00	0.00	48,446.49	7,265.00	4,620.00	60,331.49
0000303678	*BUS OPERATOR	40,643.20	40,643.20	0.00	41,830.51	3,298.68	0.00	45,129.19
0000302670	*JOURNEYMAN RAIL CAR MECHANIC	43,804.80	43,804.80	0.00	48,502.75	13,473.15	225.00	62,200.90
0000323530	*BUS OPERATOR	37,606.40	40,643.20	3,036.80	41,014.00	8,955.93	0.00	49,969.93
0000305222	*BUS OPERATOR	40,643.20	40,643.20	0.00	42,993.45	4,982.98	0.00	47,976.43
0000302857	SUPV BUS TRANSPORTATION (DATE LAST EMPLOYED 01-MAR-13)	50,731.20	50,731.20	0.00	35,194.77	48.78	5,658.48	40,902.03
0000306482	MOBILITY CUSTOMER CARE REP	36,523.50	36,523.50	0.00	36,682.83	1,889.50	2,062.74	40,635.07
0000304116	CONTRACT SPECIALIST I	48,055.02	48,055.02	0.00	48,055.57	0.00	2,076.24	50,131.81
0000320441	*MOBILITY OPERATOR	30,409.60	30,409.60	0.00	29,979.86	9,090.06	0.00	39,069.92
0000305223	*BUS OPERATOR	40,643.20	40,643.20	0.00	42,256.08	5,458.59	0.00	47,714.67
0000306024	*BUS OPERATOR	40,643.20	40,643.20	0.00	36,535.42	889.60	0.00	37,425.02
0000320046	*JOURNEYMAN SUPPORT EQUIPMENT	43,804.80	43,804.80	0.00	38,258.13	1,903.30	225.00	40,386.43
0000304054	*REVENUE AGENT	41,308.80	41,308.80	0.00	44,809.88	6,300.63	0.00	51,110.51
0000318263	*BUS OPERATOR	40,643.20	40,643.20	0.00	42,032.46	10,014.44	0.00	52,046.90
0000306636	TRANSIT POLICE OFFICER SPECIAL	56,971.20	56,971.20	0.00	59,655.45	34,141.80	8,052.66	101,849.91
0000318122	*BUS OPERATOR	40,643.20	40,643.20	0.00	35,242.05	763.92	0.00	36,005.97
0000327897	*MOBILITY OPERATOR	23,358.40	23,358.40	0.00	21,188.28	1,394.00	0.00	22,582.28
0000323533	*BUS OPERATOR	37,606.40	40,643.20	3,036.80	29,921.49	1,348.25	0.00	31,269.74
0000302879	*BUS OPERATOR	40,643.20	40,643.20	0.00	42,968.92	15,268.60	0.00	58,237.52
0000320172	CONTRACT EMP ADMIN SUPPORT	0.00	0.00	0.00	33,152.02	1,172.48	0.00	34,324.50
0000329164	*BUS OPERATOR	28,454.40	28,454.40	0.00	22,663.21	2,492.42	0.00	25,155.63
0000315147	*SERVICEPERSON I	31,824.00	31,824.00	0.00	32,136.92	218.04	0.00	32,354.96
0000320078	*BUS OPERATOR	40,643.20	40,643.20	0.00	41,884.73	4,494.53	0.00	46,379.26
0000320557	CONTRACT SPECIALIST I	48,055.54	48,055.54	0.00	40,662.62	0.00	7,947.69	48,610.31
0000319700	SR ASSOCIATE COUNSEL	94,668.86	94,668.86	0.00	94,669.06	0.00	0.00	94,669.06
0000324047	AGM HUMAN RESOURCES	165,500.14	165,500.14	0.00	164,863.89	0.00	636.54	165,500.43
0000302090	*APPRENTICE MECHANIC	36,920.00	39,603.20	2,683.20	37,963.71	393.70	0.00	38,357.41
0000317514	BUSINESS ANALYST III	74,486.88	74,486.88	0.00	74,487.10	0.00	1,527.94	76,015.04
0000302198	MGR CUSTOMER CARE CENTER	74,447.62	74,447.62	0.00	74,447.95	0.00	0.00	74,447.95
0000306560	TRANSIT POLICE OFFICER SPECIAL	56,971.20	56,971.20	0.00	59,203.53	34,840.20	1,643.40	95,687.13
0000316509	*STATION AGENT	37,169.60	37,169.60	0.00	37,799.24	2,982.15	0.00	40,781.39

## MARTOC REPORT

EE NUMBER	TITLE	FY 12	FY 13	DIFFERENCE	REGULAR	OVERTIME	OTHER	TOTAL
		BASE SALARY	BASE SALARY	+/-	EARNINGS	EARNINGS	EARNINGS	EARNINGS
0000314979	RAIL SERVICES CONTROLLER	57,720.00	57,720.00	0.00	58,302.76	10,336.94	0.00	68,639.70
0000303927	*BUS OPERATOR	40,643.20	40,643.20	0.00	46,909.04	38,905.37	0.00	85,814.41
0000303291	*BUS OPERATOR	40,643.20	40,643.20	0.00	42,767.45	9,848.33	0.00	52,615.78
0000326060	BUILDING MAINT SPEC II	48,900.80	48,900.80	0.00	48,900.80	0.00	1,880.80	50,781.60
0000322551	*BUS OPERATOR	40,643.20	40,643.20	0.00	42,147.59	9,943.03	0.00	52,090.62
0000307703	GRANT WRITER	52,500.24	52,500.24	0.00	52,500.73	0.00	0.00	52,500.73
0000305818	*JOURNEYMAN ET-RAIL CAR MAINT	43,804.80	43,804.80	0.00	43,854.80	947.70	225.00	45,027.50
0000303526	TRANSIT POLICE SERGEANT	65,936.00	65,936.00	0.00	67,552.70	15,857.97	2,536.00	85,946.67
0000303531	ACCOUNTANT III	57,910.06	57,910.06	0.00	57,910.35	0.00	6,237.09	64,147.44
0000315524	*SERVICEPERSON II	31,824.00	31,824.00	0.00	31,797.26	137.74	0.00	31,935.00
0000319701	ACCOUNTING SPECIALIST III	43,953.00	43,953.00	0.00	44,758.81	2,637.24	1,915.90	49,311.95
0000305295	SYSTEM SAFETY OFFICER	60,279.44	60,279.44	0.00	60,279.76	0.00	3,709.51	63,989.27
0000305571	CHF QA CONTRACT MANAGEMENT	83,179.98	89,387.22	6,207.24	87,717.10	0.00	0.00	87,717.10
0000320582	*SERVICEPERSON II	31,824.00	31,824.00	0.00	34,782.89	8,749.81	0.00	43,532.70
0000326789	INFORMATION SYS ANALYST III	73,760.18	73,760.18	0.00	73,760.35	0.00	0.00	73,760.35
0000302211	ASST SUPT MOBILITY DISPATCH	48,650.16	48,650.16	0.00	48,650.43	0.00	5,234.02	53,884.45
0000303086	*BUS OPERATOR	40,643.20	40,643.20	0.00	42,245.93	7,748.89	0.00	49,994.82
0000303653	*BUS OPERATOR	40,643.20	40,643.20	0.00	41,389.05	3,193.73	0.00	44,582.78
0000326539	*MOBILITY OPERATOR	23,358.40	24,564.80	1,206.40	21,842.34	43.44	0.00	21,885.78
0000303841	*BUS OPERATOR	40,643.20	40,643.20	0.00	41,331.58	3,284.00	0.00	44,615.58
0000304366	*INSPECTOR	43,118.40	43,118.40	0.00	45,490.17	10,906.63	225.00	56,621.80
0000329415	*JOURNEYMAN ET-RAIL CAR MAINT	41,080.00	41,080.00	0.00	27,661.09	59.26	225.00	27,945.35
0000305473	TRANSIT POLICE SERGEANT	63,398.40	65,936.00	2,537.60	65,736.23	23,218.89	6,181.50	95,136.62
0000302873	*BUS OPERATOR	40,643.20	40,643.20	0.00	45,380.84	13,356.20	189.54	58,926.58
0000319450	*SERVICEPERSON IV	34,008.00	34,008.00	0.00	37,368.91	13,562.44	0.00	50,931.35
0000304696	SUPT RAIL LINE	52,249.60	61,800.18	9,550.58	54,271.56	13,338.72	7,890.36	75,500.64
0000321432	GEN SUPT MOBILITY	73,000.20	73,000.20	0.00	73,000.27	0.00	7,580.79	80,581.06
0000302635	*BUS OPERATOR	40,643.20	40,643.20	0.00	33,871.67	1,530.59	0.00	35,402.26
0000321016	(DATE LAST EMPLOYED 01-MAY-13) *SERVICEPERSON I (A)	29,182.40	30,846.40	1,664.00	27,171.44	63.14	0.00	27,234.58
0000306610	*BUS OPERATOR	40,643.20	40,643.20	0.00	41,638.51	3,154.81	0.00	44,793.32
0000326344	GEN SUPT CONTROL CENTER	90,030.20	90,030.20	0.00	90,030.20	0.00	0.00	90,030.20
0000327792	*RAIL OPERATOR	28,454.40	31,491.20	3,036.80	30,048.61	2,344.26	0.00	32,392.87
0000323704	*BUS OPERATOR	37,606.40	40,643.20	3,036.80	38,628.77	3,791.00	0.00	42,419.77
0000320685	*BUS OPERATOR	40,643.20	40,643.20	0.00	42,078.29	6,037.45	0.00	48,115.74
0000321979	*JOURNEYMAN RAIL CAR MECHANIC	43,804.80	43,804.80	0.00	41,854.75	4,823.18	225.00	46,902.93

## MARTOC REPORT

EE NUMBER	TITLE	FY 12 BASE SALARY	FY 13 BASE SALARY	DIFFERENCE +/-	REGULAR EARNINGS	OVERTIME EARNINGS	OTHER EARNINGS	TOTAL EARNINGS
0000319893	*JOURNEYMAN ET-TRAIN CONTROL	41,080.00	41,392.00	312.00	42,263.60	6,930.78	225.00	49,419.38
0000303954	ELEV ESCALATOR SAFE INSPEC II (DATE LAST EMPLOYED 01-DEC-12)	67,002.00	67,002.00	0.00	28,030.55	0.00	0.00	28,030.55
0000302852	SUPV RAIL LINE (DATE LAST EMPLOYED 02-MAY-13)	48,048.00	48,048.00	0.00	43,162.35	8,448.87	6,252.71	57,863.93
0000304709	TRANSIT POLICE SERGEANT	65,936.00	65,936.00	0.00	66,871.15	35,579.34	8,876.00	111,326.49
0000305155	*BUS OPERATOR	40,643.20	40,643.20	0.00	42,324.47	16,640.92	0.00	58,965.39
0000316422	*REPROGRAPHICS SPEC I	26,395.20	26,395.20	0.00	26,816.40	0.00	0.00	26,816.40
0000302699	*INSPECTOR	43,118.40	43,118.40	0.00	46,174.52	19,227.72	455.90	65,858.14
0000302689	*HOSTLER JUNIOR APPRENTICE	32,281.60	34,008.00	1,726.40	35,987.28	12,445.51	0.00	48,432.79
0000306263	*JOURNEYMAN ELEC POWER ELECT	43,804.80	43,804.80	0.00	43,920.27	574.97	225.00	44,720.24
0000329358	*BUS OPERATOR	28,454.40	28,454.40	0.00	19,372.06	7,622.01	0.00	26,994.07
0000304846	*RAIL STATION CLEANER	28,412.80	28,412.80	0.00	30,006.38	3,073.50	0.00	33,079.88
0000322736	*INSPECTOR	43,118.40	43,118.40	0.00	44,024.88	8,481.30	390.84	52,897.02
0000302964	*BUS OPERATOR	40,643.20	40,643.20	0.00	36,299.60	1,968.29	0.00	38,267.89
0000327853	*MOBILITY OPERATOR	23,358.40	23,358.40	0.00	22,868.01	2,446.82	0.00	25,314.83
0000328287	*BUS OPERATOR	31,491.20	31,491.20	0.00	27,725.60	1,809.10	0.00	29,534.70
0000324226	SR GRAPHICS DESIGNER	50,703.38	50,703.38	0.00	50,508.57	0.00	1,560.11	52,068.68
0000306348	PURCHASE CARD ADMINISTRATOR	57,317.78	57,317.78	0.00	57,317.97	0.00	5,310.58	62,628.55
0000304069	*TRACK WALKER	43,118.40	43,118.40	0.00	41,707.08	9,002.10	0.00	50,709.18
0000304663	*RAIL OPERATOR	40,643.20	40,643.20	0.00	44,530.14	26,398.51	0.00	70,928.65
0000324396	*JOURNEYMAN ET-TRAIN CONTROL	43,804.80	43,804.80	0.00	45,339.55	16,576.90	225.00	62,141.45
0000303055	*JOURNEYMAN SUPPORT EQUIPMENT	43,804.80	43,804.80	0.00	44,123.34	2,503.52	225.00	46,851.86
0000305991	*JOURNEYMAN ELEC POWER ELECT	43,804.80	43,804.80	0.00	46,382.64	8,347.73	225.00	54,955.37
0000322806	*BUS OPERATOR	40,643.20	40,643.20	0.00	43,610.18	19,641.41	0.00	63,251.59
0000320494	RIDESTORE ASSISTANT	22,620.00	29,035.50	6,415.50	24,784.34	3,068.84	848.38	28,701.56
0000302776	TRANSIT POLICE SERGEANT	65,936.00	65,936.00	0.00	67,621.18	16,571.22	951.00	85,143.40
0000320612	*SERVICEPERSON IV	34,008.00	34,008.00	0.00	32,872.68	3,666.59	130.80	36,670.07
0000306003	*BUS OPERATOR	40,643.20	40,643.20	0.00	40,611.81	724.35	0.00	41,336.16
0000327135	CONTRACT SPECIALIST III (DATE LAST EMPLOYED 07-MAR-13)	67,998.06	67,998.06	0.00	49,421.91	0.00	1,491.44	50,913.35
0000306620	TRANSIT POLICE SERGEANT	63,398.40	65,936.00	2,537.60	66,668.78	14,837.18	0.00	81,505.96
0000302532	*JOURNEYMAN ET-TRAIN CONTROL (DATE LAST EMPLOYED 29-NOV-12)	43,804.80	43,804.80	0.00	25,074.26	6,144.28	0.00	31,218.54
0000305268	MGR TECHNOLOGY BUS DEVELOP	87,262.24	95,161.30	7,899.06	88,396.83	0.00	7,383.76	95,780.59
0000318545	*STRUCTURAL INSPECTOR	43,118.40	43,118.40	0.00	43,899.19	11,209.88	0.00	55,109.07
0000327118	*BUS OPERATOR	23,358.40	28,454.40	5,096.00	21,834.07	890.16	0.00	22,724.23
0000304820	SUPV BUS TRANSPORTATION	51,168.00	51,168.00	0.00	48,894.49	0.00	590.40	49,484.89

## MARTOC REPORT

EE NUMBER	TITLE	FY 12	FY 13	DIFFERENCE	REGULAR	OVERTIME	OTHER	TOTAL
		BASE SALARY	BASE SALARY	+/-	EARNINGS	EARNINGS	EARNINGS	EARNINGS
0000323633	BUSINESS PROCESS ANALYST	80,582.06	73,256.30	-7,325.76	76,354.32	0.00	7,156.59	83,510.91
0000302856	SUPV CUSTOMER INFO CENTR	53,266.20	53,266.20	0.00	53,266.27	0.00	2,048.70	55,314.97
0000320233	DEPUTY CHIEF OF POLICE	99,275.28	99,275.28	0.00	99,275.39	0.00	11,073.02	110,348.41
0000314813	*RAIL OPERATOR	40,643.20	40,643.20	0.00	42,646.90	10,012.42	0.00	52,659.32
0000315389	*BUS OPERATOR	40,643.20	40,643.20	0.00	32,680.72	359.73	0.00	33,040.45
0000303661	DISPATCHER RADIO COMMUNICATION	51,168.00	51,168.00	0.00	51,856.80	3,111.90	2,558.40	57,527.10
0000304620	CONTRACT PROFESSIONAL	0.00	0.00	0.00	49,585.13	3,851.64	0.00	53,436.77
0000302539	*BUS OPERATOR	40,643.20	40,643.20	0.00	42,580.13	20,434.88	0.00	63,015.01
0000302436	*JOURNEYMAN SUPPORT EQUIPMENT	43,804.80	43,804.80	0.00	44,281.27	2,937.87	225.00	47,444.14
0000328458	*BUS OPERATOR (DATE LAST EMPLOYED 29-MAY-13)	28,454.40	28,454.40	0.00	20,460.61	2,084.07	339.95	22,884.63
0000321024	*BUS OPERATOR (DATE LAST EMPLOYED 08-APR-13)	40,643.20	40,643.20	0.00	35,996.21	3,286.36	0.00	39,282.57
0000305177	TRANSIT POLICE OFFICER SR	52,686.40	52,686.40	0.00	26,216.55	17,629.68	0.00	43,846.23
0000320099	*JOURNEYMAN SUPPORT EQUIPMENT	43,804.80	43,804.80	0.00	44,254.94	1,421.55	225.00	45,901.49
0000303710	SUPV BUS MAINTENANCE	53,497.60	53,497.60	0.00	54,950.78	25,925.76	3,086.40	83,962.94
0000323066	NETWORK OPERATIONS CENTER TECH	57,889.00	57,889.00	0.00	57,518.27	0.00	5,106.42	62,624.69
0000304968	*INSPECTOR	43,118.40	43,118.40	0.00	44,215.29	19,582.18	225.00	64,022.47
0000318400	*SERVICEPERSON IV	34,008.00	34,008.00	0.00	25,295.77	656.10	0.00	25,951.87
0000303362	*BUS OPERATOR (DATE LAST EMPLOYED 15-JUL-13)	40,643.20	40,643.20	0.00	32,523.59	848.25	0.00	33,371.84
0000302965	SUPV COMMUNICATIONS	47,299.20	47,299.20	0.00	43,594.10	10,007.47	4,032.49	57,634.06
0000306273	*MOBILITY OPERATOR	30,409.60	30,409.60	0.00	29,586.15	241.28	0.00	29,827.43
0000305648	*BUS OPERATOR	40,643.20	40,643.20	0.00	40,979.59	1,192.66	0.00	42,172.25
0000305649	GEN SUPT BUS TRANS OPERATIONS	75,289.50	75,289.50	0.00	75,289.65	0.00	5,212.35	80,502.00
0000317637	RECRUITING TECHNICIAN II	39,292.50	39,292.50	0.00	33,852.11	0.00	7,254.02	41,106.13
0000303092	*BUS OPERATOR	40,643.20	40,643.20	0.00	42,095.61	12,896.40	0.00	54,992.01
0000305867	*BUS OPERATOR	40,643.20	40,643.20	0.00	41,885.73	8,214.26	0.00	50,099.99
0000321866	*RAIL STATION CLEANER	28,412.80	28,412.80	0.00	28,790.65	0.00	109.28	28,899.93
0000327687	*INSPECTOR	39,603.20	40,643.20	1,040.00	41,362.14	5,833.53	225.00	47,420.67
0000329347	*INSPECTOR	40,206.40	40,206.40	0.00	29,069.32	3,070.20	0.00	32,139.52
0000320450	*RAIL STATION CLEANER (DATE LAST EMPLOYED 12-JUN-13)	28,412.80	28,412.80	0.00	22,735.88	20.50	0.00	22,756.38
0000320451	*RAIL STATION CLEANER	28,412.80	28,412.80	0.00	26,582.56	0.00	0.00	26,582.56
0000321536	*BUS OPERATOR	40,643.20	40,643.20	0.00	42,027.88	5,198.88	0.00	47,226.76
0000320893	*CUSTOMER INFORMATION OPERATOR	31,699.20	31,699.20	0.00	32,007.81	1,165.86	121.92	33,295.59
0000302234	*BUS OPERATOR	40,643.20	40,643.20	0.00	44,083.89	14,022.18	0.00	58,106.07
0000327473	*MOBILITY OPERATOR	23,358.40	23,358.40	0.00	22,544.33	2,244.65	0.00	24,788.98

## MARTOC REPORT

EE NUMBER	TITLE	FY 12	FY 13	DIFFERENCE	REGULAR	OVERTIME	OTHER	TOTAL
		BASE SALARY	BASE SALARY	+/-	EARNINGS	EARNINGS	EARNINGS	EARNINGS
0000304908	JOC WORK ORDER COORDINATOR	60,938.80	60,938.80	0.00	60,939.87	0.00	7,812.68	68,752.55
0000303002	*BUS OPERATOR	40,643.20	40,643.20	0.00	44,834.60	17,822.18	0.00	62,656.78
0000303737	*RAIL STATION CLEANER	28,412.80	28,412.80	0.00	28,613.49	927.18	0.00	29,540.67
0000327033	*JOURNEYMAN ET-RAIL CAR MAINT	41,080.00	42,390.40	1,310.40	42,953.62	7,498.34	225.00	50,676.96
0000304713	*JOURNEYMAN ET-RAIL CAR MAINT	43,804.80	43,804.80	0.00	41,064.38	173.75	225.00	41,463.13
0000306141	*REVENUE AGENT (DATE LAST EMPLOYED 01-JAN-13)	41,308.80	41,308.80	0.00	28,047.45	4,044.02	0.00	32,091.47
0000320752	*MOBILITY OPERATOR	27,414.40	28,766.40	1,352.00	22,106.80	2,589.03	0.00	24,695.83
0000304329	AGM CHF POLICE & EMERG MGMT	140,172.50	140,172.50	0.00	140,172.72	0.00	18,869.39	159,042.11
0000318114	*BUS OPERATOR (DATE LAST EMPLOYED 26-MAR-13)	40,643.20	40,643.20	0.00	30,817.36	2,354.27	0.00	33,171.63
0000305536	*BUS OPERATOR	40,643.20	40,643.20	0.00	42,049.28	10,663.80	0.00	52,713.08
0000304153	*CUSTOMER INFORMATION OPERATOR	31,699.20	31,699.20	0.00	31,958.28	3,160.42	121.92	35,240.62
0000320350	*BUS OPERATOR	40,643.20	40,643.20	0.00	41,813.67	3,216.05	0.00	45,029.72
0000325572	LEGAL DEPARTMENT ADMINISTRATOR	62,750.22	62,750.22	0.00	62,750.41	0.00	0.00	62,750.41
0000322487	*SERVICEPERSON I (A)	32,281.60	32,281.60	0.00	31,775.37	721.68	0.00	32,497.05
0000315288	MGR REV SETTLEMT & CLEARINGHSE	67,716.48	76,500.06	8,783.58	65,690.00	0.00	9,121.19	74,811.19
0000306125	DEPARTMENT ADMINISTRATOR	55,580.20	55,580.20	0.00	55,580.63	0.00	5,469.40	61,050.03
0000305774	*JOURNEYMAN RAIL CAR MECHANIC	43,804.80	43,804.80	0.00	43,418.85	1,998.08	225.00	45,641.93
0000302192	*BUS OPERATOR	40,643.20	40,643.20	0.00	41,244.98	7,023.91	0.00	48,268.89
0000306654	ACCOUNTING SPECIALIST III	44,128.50	44,128.50	0.00	44,128.67	0.00	0.00	44,128.67
0000320742	*BUS OPERATOR	40,643.20	40,643.20	0.00	41,767.46	6,822.39	0.00	48,589.85
0000324252	SUPT BUS TRANSPORTATION	56,008.68	62,614.50	6,605.82	61,344.26	0.00	0.00	61,344.26
0000304158	CONTRACT PROFESSIONAL	0.00	0.00	0.00	64,130.00	935.00	0.00	65,065.00
0000324182	*RAIL STATION CLEANER	28,412.80	28,412.80	0.00	30,948.92	12,744.78	0.00	43,693.70
0000320833	*BUS OPERATOR	40,643.20	40,643.20	0.00	44,618.26	20,400.21	0.00	65,018.47
0000303432	TRANSIT POLICE SERGEANT	65,936.00	65,936.00	0.00	66,633.40	13,718.24	6,340.00	86,691.64
0000303767	ENTERPRISE UNIX SYS ENGINEER	62,204.22	62,204.22	0.00	62,204.35	0.00	7,775.55	69,979.90
0000318147	FIELD INSPECTOR	53,999.98	53,999.98	0.00	54,221.84	4,624.78	0.00	58,846.62
0000330538	CHF OF STAFF	124,500.22	124,500.22	0.00	21,153.93	0.00	0.00	21,153.93
0000320318	*RAIL STATION CLEANER	28,412.80	28,412.80	0.00	29,596.58	9,138.54	0.00	38,735.12
0000323908	CONTRACT SPECIALIST III	67,998.06	67,998.06	0.00	67,998.39	0.00	0.00	67,998.39
0000305375	*BUS OPERATOR (DATE LAST EMPLOYED 01-APR-13)	40,643.20	40,643.20	0.00	38,215.92	8,188.41	0.00	46,404.33
0000303501	*INSPECTOR	43,118.40	43,118.40	0.00	44,666.17	8,551.25	225.00	53,442.42
0000303864	*BUS OPERATOR	40,643.20	40,643.20	0.00	43,921.50	23,789.32	215.92	67,926.74
0000323697	*JOURNEYMAN ET-TRAIN CONTROL	43,804.80	43,804.80	0.00	45,465.92	22,887.01	225.00	68,577.93

## MARTOC REPORT

EE NUMBER	TITLE	FY 12	FY 13	DIFFERENCE	REGULAR	OVERTIME	OTHER	TOTAL
		BASE SALARY	BASE SALARY	+/-	EARNINGS	EARNINGS	EARNINGS	EARNINGS
0000320983	*JOURNEYMAN RAIL CAR MECHANIC	40,643.20	41,080.00	436.80	39,526.98	1,360.03	225.00	41,112.01
0000306544	TRANSIT POLICE MAJOR	85,489.56	85,489.56	0.00	85,325.16	0.00	11,661.66	96,986.82
0000315437	*SR TRAFFIC CHECKER	32,427.20	32,427.20	0.00	35,934.98	12,598.82	0.00	48,533.80
0000304415	*STATION AGENT	37,169.60	37,169.60	0.00	38,885.13	17,161.95	142.96	56,190.04
0000318546	*MOBILITY OPERATOR	30,409.60	30,409.60	0.00	30,266.03	718.26	0.00	30,984.29
0000321030	*BUS OPERATOR	40,643.20	40,643.20	0.00	41,040.88	10,569.62	0.00	51,610.50
0000306762	MGR CONFIGURATION MGMT	89,570.00	89,570.00	0.00	89,570.04	0.00	8,038.34	97,608.38
0000304814	*BUS OPERATOR	40,643.20	40,643.20	0.00	43,354.00	4,719.59	0.00	48,073.59
0000304615	CONFIG MGMT SPECIALIST III	60,000.20	60,000.20	0.00	60,000.57	0.00	2,769.25	62,769.82
0000315278	*RAIL OPERATOR	40,643.20	40,643.20	0.00	42,066.65	11,913.29	0.00	53,979.94
0000319183	*TRACK MAINTAINER	43,118.40	43,118.40	0.00	43,619.33	4,726.51	0.00	48,345.84
0000306189	*SECRETARY (N9)	34,819.20	34,819.20	0.00	36,225.87	94.18	0.00	36,320.05
0000302605	*MATERIAL CONTROLLER	42,369.60	42,369.60	0.00	44,581.16	3,810.28	0.00	48,391.44
0000303556	CAPITAL PROGRAM MANAGER	79,967.94	90,030.20	10,062.26	83,550.93	0.00	7,971.69	91,522.62
0000329337	*BUS OPERATOR	28,454.40	28,454.40	0.00	19,060.88	2,139.05	0.00	21,199.93
0000326195	*INSPECTOR	40,643.20	41,267.20	624.00	42,214.38	5,282.82	225.00	47,722.20
0000304248	DISPATCHER RADIO COMMUNICATION	52,312.00	52,312.00	0.00	51,180.25	25.15	3,219.20	54,424.60
0000329019	*BUS OPERATOR	28,454.40	28,454.40	0.00	25,248.18	1,793.13	0.00	27,041.31
0000306929	*BUS OPERATOR	40,643.20	40,643.20	0.00	43,018.85	23,881.72	0.00	66,900.57
0000319418	*JOURNEYMAN ELEC POWER ELECT	41,392.00	42,390.40	998.40	44,461.90	19,034.03	225.00	63,720.93
0000306058	FOREMAN TRACK & STRCT	52,104.00	52,104.00	0.00	53,143.63	9,481.52	0.00	62,625.15
0000326970	CONTRACT PROFESSIONAL	0.00	0.00	0.00	55,125.00	0.00	0.00	55,125.00
0000321316	TRANSIT POLICE OFFICER SR	50,668.80	52,686.40	2,017.60	52,928.99	34,378.82	2,203.71	89,511.52
0000308348	INFORMATION SYS ANALYST III	72,450.30	72,450.30	0.00	72,450.42	0.00	5,876.29	78,326.71
0000303482	SR COST ESTIMATOR	74,369.36	74,369.36	0.00	74,369.75	0.00	4,290.54	78,660.29
0000328544	*MOBILITY OPERATOR	23,358.40	23,358.40	0.00	21,753.47	2,493.14	0.00	24,246.61
0000302216	*AA INSPECTOR	43,804.80	43,804.80	0.00	43,728.47	1,389.99	225.00	45,343.46
0000305787	TECH BDGT & COMPLIANCE ANALYST	79,352.00	79,352.00	0.00	79,352.01	0.00	0.00	79,352.01
0000304795	*BUS OPERATOR	40,643.20	40,643.20	0.00	45,049.46	6,964.56	0.00	52,014.02
0000303633	*BUS OPERATOR	40,643.20	40,643.20	0.00	45,099.51	18,832.49	0.00	63,932.00
0000322134	*BUS OPERATOR	40,643.20	40,643.20	0.00	41,598.48	5,151.95	0.00	46,750.43
0000327796	AFFIRM ACT ADMINISTRATOR	73,759.92	73,759.92	0.00	73,760.17	0.00	0.00	73,760.17
0000315523	*SERVICEPERSON IV	34,008.00	34,008.00	0.00	24,992.18	6,591.18	0.00	31,583.36
0000319317	LINE SUPERVISOR	49,628.80	49,628.80	0.00	50,296.88	21,569.44	4,772.00	76,638.32
0000323242	*RAIL OPERATOR	37,606.40	40,643.20	3,036.80	44,734.65	23,262.29	0.00	67,996.94

## MARTOC REPORT

EE NUMBER	TITLE	FY 12	FY 13	DIFFERENCE	REGULAR	OVERTIME	OTHER	TOTAL
		BASE SALARY	BASE SALARY	+/-	EARNINGS	EARNINGS	EARNINGS	EARNINGS
0000304435	*JOURNEYMAN ELEC POWER ELECT	43,804.80	43,804.80	0.00	43,741.72	1,697.99	225.00	45,664.71
0000304055	*BUS OPERATOR	40,643.20	40,643.20	0.00	35,223.98	389.86	0.00	35,613.84
0000303982	INSTRUCTOR CAR MAINT MECH	48,984.00	48,984.00	0.00	48,984.00	0.00	0.00	48,984.00
0000325243	CJIT-CALL TAKER	29,827.20	29,827.20	0.00	30,177.32	1,941.34	0.00	32,118.66
0000306354	MGR ACCOUNTING	91,598.00	91,598.00	0.00	91,245.76	0.00	13,739.70	104,985.46
0000304867	*JOURNEYMAN BODY REPAIR (DATE LAST EMPLOYED 27-JUN-13)	43,804.80	43,804.80	0.00	44,342.07	2,021.78	225.00	46,588.85
0000306386	EXECUTIVE MGR TO BOARD OF DIR	89,453.26	89,453.26	0.00	89,453.55	0.00	8,601.30	98,054.85
0000304640	MGR TRACK & STRCT	82,354.74	82,354.74	0.00	79,293.10	0.00	12,247.65	91,540.75
0000311975	*SERVICEPERSON I	30,472.00	31,824.00	1,352.00	28,201.52	22.95	0.00	28,224.47
0000316572	*TRACK WALKER	43,118.40	43,118.40	0.00	44,033.94	4,944.16	0.00	48,978.10
0000302923	*BUS OPERATOR	40,643.20	40,643.20	0.00	41,738.75	1,607.16	0.00	43,345.91
0000326037	TRANSIT POLICE OFFICER SR	41,641.60	45,032.00	3,390.40	44,004.55	10,858.91	0.00	54,863.46
0000315115	*BUS OPERATOR	40,643.20	40,643.20	0.00	41,551.88	6,651.23	0.00	48,203.11
0000329221	*BUS OPERATOR	28,454.40	28,454.40	0.00	22,458.55	4,813.67	0.00	27,272.22
0000322457	*BUS OPERATOR	31,491.20	34,548.80	3,057.60	33,041.33	1,601.64	0.00	34,642.97
0000317765	*JOURNEYMAN RAIL CAR MECHANIC	43,804.80	43,804.80	0.00	44,249.65	5,812.59	225.00	50,287.24
0000319524	SUPV RAIL CAR APPEARANCE	48,048.00	48,048.00	0.00	37,006.20	3,361.05	12,635.70	53,002.95
0000304536	MGR ROOFING PROGRAM (DATE LAST EMPLOYED 01-APR-13)	92,340.82	92,340.82	0.00	72,807.57	0.00	28,741.76	101,549.33
0000326471	*JOURNEYMAN ELEC POWER ELECT	41,392.00	42,390.40	998.40	44,113.80	12,725.49	225.00	57,064.29
0000305799	DIR RAIL MAINTENANCE	106,080.26	106,080.26	0.00	106,080.67	0.00	14,960.06	121,040.73
0000305728	*BUS OPERATOR	40,643.20	40,643.20	0.00	41,377.25	3,872.23	0.00	45,249.48
0000321477	*RAIL OPERATOR	40,643.20	40,643.20	0.00	40,838.39	27,667.36	0.00	68,505.75
0000326874	*BUS OPERATOR	28,454.40	31,491.20	3,036.80	32,752.99	9,463.34	0.00	42,216.33
0000321426	*BUS OPERATOR	40,643.20	40,643.20	0.00	41,966.20	2,895.08	0.00	44,861.28
0000305551	TRANSIT POLICE OFFICER SR	54,787.20	54,787.20	0.00	55,208.65	35,243.03	6,321.60	96,773.28
0000306428	TRANSIT POLICE OFFICER SR	54,787.20	54,787.20	0.00	48,184.82	3,960.91	2,958.74	55,104.47
0000321569	TRANSIT POLICE OFFICER SPECIAL	54,787.20	56,971.20	2,184.00	55,204.36	12,860.53	0.00	68,064.89
0000315361	SUPV BUS TRANSPORTATION	48,048.00	48,048.00	0.00	49,491.75	14,853.31	1,848.00	66,193.06
0000321374	TRANSIT POLICE OFFICER SR	50,668.80	52,686.40	2,017.60	51,650.61	18,731.64	730.80	71,113.05
0000320552	CJIT-CALL TAKER	30,888.00	30,888.00	0.00	31,340.20	1,071.47	2,376.00	34,787.67
0000320498	*APPRENTICE MECHANIC	36,920.00	39,603.20	2,683.20	38,807.09	42.03	0.00	38,849.12
0000304633	INSTRUCTOR CAR MAINT MECH	59,488.00	59,488.00	0.00	57,657.60	0.00	4,631.97	62,289.57
0000302849	*RAIL OPERATOR	40,643.20	40,643.20	0.00	40,417.31	3,643.60	0.00	44,060.91
0000303156	*RAIL OPERATOR	40,643.20	40,643.20	0.00	35,129.89	9,197.09	0.00	44,326.98



## MARTOC REPORT

EE NUMBER	TITLE	FY 12	FY 13	DIFFERENCE	REGULAR	OVERTIME	OTHER	TOTAL
		BASE SALARY	BASE SALARY	+/-	EARNINGS	EARNINGS	EARNINGS	EARNINGS
0000319714	*JOURNEYMAN RAIL CAR MECHANIC	43,804.80	43,804.80	0.00	44,629.68	0.00	435.60	45,065.28
0000303937	DISPATCHER RADIO COMMUNICATION	50,731.20	50,731.20	0.00	51,365.34	7,999.94	9,756.00	69,121.28
0000303729	*BUS OPERATOR	40,643.20	40,643.20	0.00	40,976.83	1,984.66	0.00	42,961.49
0000304399	*STATION AGENT	37,169.60	37,169.60	0.00	38,956.68	13,127.85	0.00	52,084.53
0000327716	*RAIL OPERATOR	28,454.40	31,491.20	3,036.80	30,824.19	9,413.58	0.00	40,237.77
0000316068	*SERVICEPERSON I	31,824.00	31,824.00	0.00	34,144.88	2,277.08	0.00	36,421.96
0000327461	*BUS OPERATOR	28,454.40	31,491.20	3,036.80	31,381.36	2,688.83	0.00	34,070.19
0000305550	SUPV FARE MEDIA ENCODING (DATE LAST EMPLOYED 01-APR-13)	55,224.00	55,224.00	0.00	43,542.00	0.00	2,378.32	45,920.32
0000324725	*BUS OPERATOR	34,548.80	37,606.40	3,057.60	37,846.56	4,284.79	0.00	42,131.35
0000322932	*BUS OPERATOR	40,643.20	40,643.20	0.00	38,854.27	3,707.86	0.00	42,562.13
0000322694	*BUS OPERATOR	40,643.20	40,643.20	0.00	42,273.32	3,253.86	0.00	45,527.18
0000320421	*BUS OPERATOR	40,643.20	40,643.20	0.00	41,976.81	3,186.09	0.00	45,162.90
0000305925	*JOURNEYMAN RAIL CAR MECHANIC	43,804.80	43,804.80	0.00	45,112.18	3,546.04	225.00	48,883.22
0000304355	*JOURNEYMAN OVERHAULER	43,804.80	43,804.80	0.00	44,818.30	9,263.79	225.00	54,307.09
0000327212	TRANSIT POLICE OFFICER SR (DATE LAST EMPLOYED 21-NOV-12)	43,305.60	45,032.00	1,726.40	19,614.46	2,859.32	4,070.21	26,543.99
0000305793	*INSPECTOR	43,804.80	43,118.40	-686.40	44,865.02	34,515.93	225.00	79,605.95
0000303370	*BUS OPERATOR	40,643.20	40,643.20	0.00	41,107.20	1,023.23	0.00	42,130.43
0000303154	*SERVICEPERSON I	31,824.00	31,824.00	0.00	31,346.22	654.08	0.00	32,000.30
0000320158	*MOBILITY OPERATOR	30,409.60	30,409.60	0.00	22,975.39	1,162.34	0.00	24,137.73
0000303875	REDUCED FARE REPRESENTATIVE	24,394.50	24,394.50	0.00	24,469.71	0.00	375.32	24,845.03
0000302448	*DYNAMOMETER OPERATOR	43,804.80	43,804.80	0.00	46,276.31	9,609.41	225.00	56,110.72
0000302960	*JOURNEYMAN OVERHAULER	43,804.80	43,804.80	0.00	44,206.48	2,424.54	225.00	46,856.02
0000328942	*MOBILITY OPERATOR	23,358.40	23,358.40	0.00	19,582.33	9,694.36	0.00	29,276.69
0000303871	*RAIL STATION CLEANER	28,412.80	28,412.80	0.00	29,036.53	983.52	0.00	30,020.05
0000302462	*JOURNEYMAN ET-RADIO MAINT	43,804.80	43,804.80	0.00	46,156.22	1,153.07	225.00	47,534.29
0000324859	*JOURNEYMAN ET-LABORATORY	41,080.00	42,390.40	1,310.40	41,856.06	2,879.61	225.00	44,960.67
0000323668	*BUS OPERATOR	37,606.40	40,643.20	3,036.80	38,709.41	3,707.68	0.00	42,417.09
0000316654	*MOBILITY OPERATOR	30,409.60	30,409.60	0.00	30,391.36	630.54	116.96	31,138.86
0000323416	*BUS OPERATOR	37,606.40	40,643.20	3,036.80	41,599.46	8,268.17	0.00	49,867.63
0000326468	QA SPECIALIST	41,080.00	56,659.20	15,579.20	47,411.07	7,810.15	225.00	55,446.22
0000314299	DGM CHF OPERATIONS OFFICER (DATE LAST EMPLOYED 01-JAN-13)	231,000.12	231,000.12	0.00	255,277.19	0.00	31,324.84	286,602.03
0000321733	DIR ENTERPRISE TECHNOLOGY (DATE LAST EMPLOYED 30-APR-13)	104,000.00	104,000.00	0.00	90,800.00	0.00	5,001.60	95,801.60
0000320383	*RAIL STATION CLEANER	28,412.80	28,412.80	0.00	23,926.60	7,591.56	109.28	31,627.44
0000323676	*BUS OPERATOR	37,606.40	40,643.20	3,036.80	39,583.24	5,493.48	0.00	45,076.72

## MARTOC REPORT

EE NUMBER	TITLE	FY 12	FY 13	DIFFERENCE	REGULAR	OVERTIME	OTHER	TOTAL
		BASE SALARY	BASE SALARY	+/-	EARNINGS	EARNINGS	EARNINGS	EARNINGS
0000327280	*BUS OPERATOR	28,454.40	31,491.20	3,036.80	30,460.45	3,320.94	0.00	33,781.39
0000315363	TRANSIT POLICE OFFICER SR	54,787.20	54,787.20	0.00	57,335.60	27,341.02	579.48	85,256.10
0000318835	*BUS OPERATOR	40,643.20	40,643.20	0.00	41,694.24	8,765.94	0.00	50,460.18
0000327892	*BUS OPERATOR (DATE LAST EMPLOYED 16-APR-13)	28,454.40	31,491.20	3,036.80	26,699.79	5,267.85	0.00	31,967.64
0000306537	SUPV FIELD RESEARCH	0.00	0.00	0.00	25,710.00	2,508.80	0.00	28,218.80
0000306574	ELEV ESCALATOR SAFE INSPEC II	67,002.00	67,002.00	0.00	67,002.00	4,037.30	3,865.50	74,904.80
0000306562	SR FINANCIAL ANALYST	79,009.06	79,009.06	0.00	74,147.26	0.00	10,939.78	85,087.04
0000326469	*JOURNEYMAN ELEC POWER ELECT	41,392.00	42,390.40	998.40	44,724.01	13,468.72	225.00	58,417.73
0000314749	*BUS OPERATOR	40,643.20	40,643.20	0.00	43,539.10	9,769.22	0.00	53,308.32
0000305691	*BUS OPERATOR	37,606.40	40,643.20	3,036.80	42,157.58	8,554.48	0.00	50,712.06
0000302430	OFFICE ADMINISTRATOR II (DATE LAST EMPLOYED 01-FEB-13)	58,299.28	58,299.28	0.00	35,094.82	0.00	0.00	35,094.82
0000305858	*AA INSPECTOR	43,804.80	43,804.80	0.00	44,411.61	1,879.67	225.00	46,516.28
0000302011	*AA INSPECTOR	43,118.40	43,804.80	686.40	36,848.67	1,780.26	225.00	38,853.93
0000302321	SR INFORMATION SYSTEMS ANALYST	74,663.16	74,663.16	0.00	21,242.26	0.00	0.00	21,242.26
0000302326	*JOURNEYMAN ET-RAIL CAR MAINT	43,804.80	43,804.80	0.00	44,839.36	6,096.87	225.00	51,161.23
0000302435	*RAIL OPERATOR	40,643.20	40,643.20	0.00	47,386.32	58,693.82	156.32	106,236.46
0000305180	*JOURNEYMAN ET-TELEPHONE MAINT	43,804.80	43,804.80	0.00	43,996.97	9,856.79	898.92	54,752.68
0000302862	SUPV PARKING SERVICES	36,289.50	36,289.50	0.00	36,289.62	316.38	1,674.90	38,280.90
0000303085	*JOURNEYMAN PAINTER (DATE LAST EMPLOYED 01-FEB-13)	43,804.80	43,804.80	0.00	28,343.55	1,350.49	225.00	29,919.04
0000322685	*CUSTOMER INFORMATION OPERATOR (DATE LAST EMPLOYED 19-APR-13)	31,699.20	31,699.20	0.00	22,011.59	148.60	0.00	22,160.19
0000304462	*BUS OPERATOR (DATE LAST EMPLOYED 21-NOV-12)	40,643.20	40,643.20	0.00	22,622.82	6,141.96	0.00	28,764.78
0000327868	CJIT-CALL TAKER	29,827.20	29,827.20	0.00	28,744.54	8,324.40	2,265.72	39,334.66
0000318887	*BUS OPERATOR (DATE LAST EMPLOYED 18-DEC-12)	40,643.20	40,643.20	0.00	23,460.14	883.44	0.00	24,343.58
0000304965	MOBILITY SERVICE AGENT	30,868.50	30,868.50	0.00	30,970.76	47.49	1,068.54	32,086.79
0000303457	MGR TRACK & STRCT	80,739.36	80,739.36	0.00	76,391.92	0.00	11,945.31	88,337.23
0000302040	*JOURNEYMAN RAIL CAR MECHANIC	43,804.80	43,804.80	0.00	45,746.99	7,186.73	225.00	53,158.72
0000326992	SR LAND USE PLANNER	68,228.16	68,228.16	0.00	68,228.51	0.00	2,077.64	70,306.15
0000327635	*RAIL OPERATOR	28,454.40	31,491.20	3,036.80	31,119.52	3,225.52	0.00	34,345.04
0000305251	*JOURNEYMAN ET-RAIL CAR MAINT	43,804.80	43,804.80	0.00	45,623.84	3,894.43	225.00	49,743.27
0000304897	*JOURNEYMAN RAIL CAR MECHANIC	43,804.80	43,804.80	0.00	45,033.33	7,178.84	225.00	52,437.17
0000322486	*RAIL STATION CLEANER	28,412.80	28,412.80	0.00	29,376.81	4,349.44	0.00	33,726.25
0000303423	*BUS OPERATOR	40,643.20	40,643.20	0.00	44,933.47	10,231.50	0.00	55,164.97
0000329786	COMMUNICATIONS SPECIALIST	33,529.60	33,529.60	0.00	19,352.06	930.94	0.00	20,283.00
0000304553	CONTRACT INSTRUCTOR	0.00	0.00	0.00	51,920.94	1,110.45	0.00	53,031.39

## MARTOC REPORT

EE NUMBER	TITLE	FY 12	FY 13	DIFFERENCE	REGULAR	OVERTIME	OTHER	TOTAL
		BASE SALARY	BASE SALARY	+/-	EARNINGS	EARNINGS	EARNINGS	EARNINGS
0000306643	*JOURNEYMAN ET-TELEPHONE MAINT	43,804.80	43,804.80	0.00	44,033.82	6,017.94	225.00	50,276.76
0000303081	*BUS OPERATOR	40,643.20	40,643.20	0.00	40,860.16	544.31	0.00	41,404.47
0000302506	SUPV BUS TRANSPORTATION	50,731.20	50,731.20	0.00	52,109.24	10,958.49	2,926.80	65,994.53
0000315907	*BUS OPERATOR	40,643.20	40,643.20	0.00	42,603.74	6,943.48	0.00	49,547.22
0000302151	TRANSIT POLICE SERGEANT	63,398.40	65,936.00	2,537.60	65,822.11	35,447.75	5,637.60	106,907.46
0000306283	*CUSTOMER INFORMATION OPERATOR	31,699.20	31,699.20	0.00	32,026.86	2,240.30	0.00	34,267.16
0000302751	*JOURNEYMAN RAIL CAR MECHANIC	43,804.80	43,804.80	0.00	49,747.64	10,701.14	225.00	60,673.78
0000320972	*JOURNEYMAN OVERHAULER	43,804.80	43,804.80	0.00	43,577.01	616.01	225.00	44,418.02
0000319453	*SECRETARY (N9)	34,819.20	34,819.20	0.00	34,580.68	467.86	133.92	35,182.46
0000318076	SUPT CONTROL CENTER	66,743.04	66,743.04	0.00	66,743.13	0.00	5,134.10	71,877.23
0000315998	SERVICE PLANNER III	57,627.96	57,627.96	0.00	55,571.10	0.00	0.00	55,571.10
0000323605	*MOBILITY OPERATOR	26,083.20	27,414.40	1,331.20	24,965.06	6,056.15	0.00	31,021.21
0000302117	*REVENUE AGENT	41,308.80	41,308.80	0.00	43,687.40	4,111.07	0.00	47,798.47
0000307088	*SERVICEPERSON I	31,824.00	31,824.00	0.00	33,350.46	4,131.03	0.00	37,481.49
0000320424	*BUS OPERATOR	40,643.20	40,643.20	0.00	41,602.14	2,741.24	0.00	44,343.38
0000317931	TRANSIT POLICE OFFICER SPECIAL	56,971.20	56,971.20	0.00	59,271.98	14,698.21	0.00	73,970.19
0000306339	TRANSIT POLICE LIEUTENANT	80,308.80	80,308.80	0.00	81,612.36	18,641.50	12,461.59	112,715.45
0000318003	*CUSTOMER INFORMATION OPERATOR	31,699.20	31,699.20	0.00	30,681.93	0.00	0.00	30,681.93
0000324948	*MOBILITY OPERATOR (DATE LAST EMPLOYED 21-MAY-13)	23,358.40	24,564.80	1,206.40	20,843.07	1,410.75	0.00	22,253.82
0000320442	*MOBILITY OPERATOR	28,766.40	30,409.60	1,643.20	28,644.76	8,376.74	0.00	37,021.50
0000315911	DISPATCHER RADIO COMMUNICATION	48,588.80	48,588.80	0.00	44,290.56	3,285.36	5,419.52	52,995.44
0000302656	*STATION AGENT	37,169.60	37,169.60	0.00	41,095.56	33,774.42	0.00	74,869.98
0000328943	TRANSIT POLICE OFFICER SR	43,305.60	43,305.60	0.00	42,576.90	13,663.17	0.00	56,240.07
0000303756	DIR CONTRACTS PROC MATERIALS	103,246.52	113,571.12	10,324.60	112,578.63	0.00	11,904.01	124,482.64
0000305535	SUPV POLICE RECORDS	48,942.40	48,942.40	0.00	45,607.07	10,053.24	11,529.71	67,190.02
0000329014	*BUS OPERATOR	28,454.40	28,454.40	0.00	25,849.96	3,153.16	0.00	29,003.12
0000320153	MOBILITY SYSTEM DATA SPECIALIST	29,601.00	29,601.00	0.00	29,471.97	683.20	1,442.10	31,597.27
0000316115	*JOURNEYMAN ELEC POWER ELECT	43,804.80	43,804.80	0.00	45,325.93	10,503.76	225.00	56,054.69
0000323962	TRANSIT POLICE OFFICER SR	45,032.00	46,841.60	1,809.60	46,567.36	13,983.84	3,464.00	64,015.20
0000306292	RAIL SERVICES CONTROLLER	57,720.00	57,720.00	0.00	57,720.00	1,782.95	4,939.50	64,442.45
0000306439	ACCOUNTING SPECIALIST III	45,415.50	45,415.50	0.00	45,543.72	2,812.36	3,493.50	51,849.58
0000315421	*MOBILITY OPERATOR	30,409.60	30,409.60	0.00	23,955.71	5,652.52	116.96	29,725.19
0000323866	*SERVICEPERSON VII GROUNDSKEEPR	32,281.60	32,281.60	0.00	20,393.76	1,600.50	0.00	21,994.26
0000304628	*JOURNEYMAN ET-TRAIN CONTROL (DATE LAST EMPLOYED 01-MAY-13)	43,804.80	43,804.80	0.00	47,440.82	5,038.61	225.00	52,704.43
0000306155	FOREMAN COMMUNICATION	58,344.00	58,344.00	0.00	58,827.89	5,539.98	8,415.00	72,782.87

## MARTOC REPORT

EE NUMBER	TITLE	FY 12	FY 13	DIFFERENCE	REGULAR	OVERTIME	OTHER	TOTAL
		BASE SALARY	BASE SALARY	+/-	EARNINGS	EARNINGS	EARNINGS	EARNINGS
0000321299	*BUS OPERATOR	40,643.20	40,643.20	0.00	42,739.66	6,598.38	156.32	49,494.36
0000315253	*BUS OPERATOR	40,643.20	40,643.20	0.00	41,310.19	3,082.92	0.00	44,393.11
0000321796	SR FINANCIAL ANALYST	73,908.90	73,908.90	0.00	73,909.04	0.00	2,842.65	76,751.69
0000303632	*JOURNEYMAN ET-LABORATORY	43,804.80	43,804.80	0.00	44,320.80	2,211.30	435.60	46,967.70
0000320479	TRANSIT POLICE OFFICER SR	48,713.60	52,686.40	3,972.80	50,708.29	8,950.65	0.00	59,658.94
0000304296	*BUS OPERATOR	40,643.20	40,643.20	0.00	44,477.83	11,989.68	0.00	56,467.51
0000303403	*BUS OPERATOR	40,643.20	40,643.20	0.00	43,176.03	8,020.50	0.00	51,196.53
0000302553	*RAIL OPERATOR	40,643.20	40,643.20	0.00	47,191.37	35,682.17	0.00	82,873.54
0000305813	SUPT BUS COMMUNICATIONS CENTER	62,614.50	62,614.50	0.00	62,614.60	0.00	5,330.26	67,944.86
0000305181	DIR MAINTENANCE OF WAY	112,899.02	112,899.02	0.00	112,899.16	0.00	8,684.54	121,583.70
0000303400	*BUS OPERATOR	40,643.20	40,643.20	0.00	38,300.75	1,229.01	0.00	39,529.76
0000319482	*SERVICEPERSON I	31,824.00	31,824.00	0.00	32,795.84	5,249.40	0.00	38,045.24
0000304527	*REVENUE AGENT	37,169.60	37,190.40	20.80	39,765.92	27,636.60	0.00	67,402.52
0000303149	*BUS OPERATOR	40,643.20	40,643.20	0.00	40,365.50	1,485.22	0.00	41,850.72
0000303972	*REVENUE AGENT	41,308.80	41,308.80	0.00	43,632.78	11,863.94	0.00	55,496.72
0000323519	*BUS OPERATOR	37,606.40	40,643.20	3,036.80	38,652.86	5,323.45	0.00	43,976.31
0000305761	SUPV BUS TRANSPORTATION	48,048.00	48,048.00	0.00	48,406.05	2,159.85	5,082.00	55,647.90
0000306171	DIVISION DISPATCHER (DATE LAST EMPLOYED 16-APR-13)	48,588.80	48,588.80	0.00	40,564.64	6,540.80	6,455.31	53,560.75
0000306691	*BUS OPERATOR	40,643.20	40,643.20	0.00	41,894.75	6,959.23	0.00	48,853.98
0000302403	QA SPECIALIST	56,659.20	56,659.20	0.00	56,659.20	0.00	4,576.32	61,235.52
0000302657	*CUSTOMER INFORMATION OPERATOR	31,699.20	31,699.20	0.00	30,929.58	2,503.19	121.92	33,554.69
0000322373	*BUS OPERATOR	40,643.20	40,643.20	0.00	40,086.72	4,449.69	0.00	44,536.41
0000302263	TRANSIT POLICE SERGEANT	65,936.00	65,936.00	0.00	66,173.75	12,695.86	3,867.40	82,737.01
0000302348	*BUS OPERATOR	40,643.20	40,643.20	0.00	43,392.68	17,946.71	0.00	61,339.39
0000324753	IT QUALITY ASSURANCE ENGINEER	76,000.08	76,000.08	0.00	75,418.01	0.00	0.00	75,418.01
0000319026	PARALEGAL	41,281.50	41,281.50	0.00	41,128.19	0.00	381.06	41,509.25
0000324857	*BUS OPERATOR (DATE LAST EMPLOYED 17-JUL-13)	28,454.40	28,454.40	0.00	21,570.65	1,446.77	0.00	23,017.42
0000303445	ENTERPRISE SYSTEMS ENGINEER	65,000.00	65,000.00	0.00	65,000.01	0.00	7,635.69	72,635.70
0000321904	*RAIL OPERATOR	40,643.20	40,643.20	0.00	42,522.73	27,669.69	0.00	70,192.42
0000304661	*BUS OPERATOR	40,643.20	40,643.20	0.00	39,087.79	6,905.23	0.00	45,993.02
0000329788	PROJECT ENGINEER	64,639.12	64,639.12	0.00	37,292.03	0.00	0.00	37,292.03
0000305859	*STATION AGENT	37,169.60	37,169.60	0.00	38,563.49	24,292.10	0.00	62,855.59
0000303507	MATERIAL INVENTORY CONTROL PLN	44,324.02	50,280.36	5,956.34	43,812.90	0.00	2,909.51	46,722.41
0000304187	INSTRUCTOR CAR MAINT ELECT	56,700.80	56,700.80	0.00	56,700.80	0.00	5,452.00	62,152.80

## MARTOC REPORT

EE NUMBER	TITLE	FY 12	FY 13	DIFFERENCE	REGULAR	OVERTIME	OTHER	TOTAL
		BASE SALARY	BASE SALARY	+/-	EARNINGS	EARNINGS	EARNINGS	EARNINGS
0000322183	*BUS OPERATOR	31,491.20	34,548.80	3,057.60	33,134.92	4,559.26	0.00	37,694.18
0000328656	FIELD INSPECTOR	53,800.50	53,800.50	0.00	55,538.79	11,808.59	0.00	67,347.38
0000304249	*STATION AGENT	37,169.60	37,169.60	0.00	38,411.18	4,744.50	0.00	43,155.68
0000325316	*MOBILITY OPERATOR	23,358.40	24,564.80	1,206.40	25,460.33	21,217.78	0.00	46,678.11
0000327213	TRANSIT POLICE OFFICER SR	52,686.40	54,787.20	2,100.80	55,153.71	26,625.83	3,029.10	84,808.64
0000319316	TRANSIT POLICE OFFICER SPECIAL	54,787.20	56,971.20	2,184.00	55,916.01	5,376.11	1,843.80	63,135.92
0000318741	*BUS OPERATOR	40,643.20	40,643.20	0.00	41,776.24	5,765.12	0.00	47,541.36
0000328736	PROJECT ENGINEER	53,800.50	64,639.12	10,838.62	52,373.66	813.94	0.00	53,187.60
0000315274	*BUS OPERATOR	40,643.20	40,643.20	0.00	42,412.70	10,496.38	0.00	52,909.08
0000305277	*JOURNEYMAN ET-RAIL CAR MAINT	43,804.80	43,804.80	0.00	44,058.02	2,527.20	225.00	46,810.22
0000306435	MAINTENANCE PLANNER BUS	52,686.40	52,686.40	0.00	52,838.40	259.66	0.00	53,098.06
0000326976	CONTRACT PROFESSIONAL (DATE LAST EMPLOYED 19-APR-13)	0.00	0.00	0.00	45,675.00	30.00	0.00	45,705.00
0000315786	*CUSTOMER INFO REPRESENTATIVE	31,699.20	31,699.20	0.00	32,320.39	4,015.86	0.00	36,336.25
0000320031	*JOURNEYMAN ET-TELEPHONE MAINT	43,804.80	43,804.80	0.00	44,707.74	5,781.03	225.00	50,713.77
0000322495	*CUSTOMER INFORMATION OPERATOR (DATE LAST EMPLOYED 24-MAY-13)	31,699.20	31,699.20	0.00	31,766.41	331.48	0.00	32,097.89
0000324244	*SERVICEPERSON I	31,824.00	31,824.00	0.00	33,036.84	17.22	0.00	33,054.06
0000320666	FOREMAN BUILDINGS SUPP EQUIP	43,804.80	52,104.00	8,299.20	49,750.75	3,232.90	225.00	53,208.65
0000303670	*BUS OPERATOR	40,643.20	40,643.20	0.00	41,908.93	2,326.56	0.00	44,235.49
0000302311	*TRACK MAINTAINER	43,118.40	43,118.40	0.00	46,029.28	12,150.49	0.00	58,179.77
0000302743	*BUS OPERATOR	40,643.20	40,643.20	0.00	43,585.18	31,506.13	0.00	75,091.31
0000307092	*BUS OPERATOR	28,454.40	32,531.20	4,076.80	30,408.75	3,141.68	0.00	33,550.43
0000303573	RAIL SERVICES CONTROLLER	57,720.00	57,720.00	0.00	54,390.00	222.01	4,440.00	59,052.01
0000320656	*BUS OPERATOR	40,643.20	40,643.20	0.00	42,176.74	3,786.11	0.00	45,962.85
0000305705	*INSPECTOR	43,118.40	43,118.40	0.00	44,351.07	4,967.49	225.00	49,543.56
0000302146	GEN SUPT BUS SVC COORDINATION	69,235.40	77,000.04	7,764.64	71,027.29	0.00	1,775.27	72,802.56
0000315283	*JOURNEYMAN ET-RADIO MAINT	43,804.80	43,804.80	0.00	44,639.29	12,438.65	225.00	57,302.94
0000321609	*RAIL OPERATOR	40,643.20	40,643.20	0.00	42,841.57	10,945.61	0.00	53,787.18
0000329274	TRANSIT POLICE OFFICER SR	43,305.60	43,305.60	0.00	34,582.04	9,111.40	0.00	43,693.44
0000303731	GEN SUPT BUS MAINT	75,289.50	75,289.50	0.00	75,289.63	0.00	0.00	75,289.63
0000306979	TRANSIT POLICE OFFICER SR	54,787.20	54,787.20	0.00	56,472.96	21,058.87	1,317.00	78,848.83
0000303150	SUPV CAR REPAIR INSPECTION	53,830.40	53,830.40	0.00	54,399.76	6,237.08	5,176.00	65,812.84
0000327675	*JOURNEYMAN ELEC POWER ELECT	41,080.00	41,392.00	312.00	41,504.46	6,649.76	450.00	48,604.22
0000306076	*RAIL OPERATOR	40,643.20	40,643.20	0.00	35,641.43	11,369.80	0.00	47,011.23
0000316718	*BUS OPERATOR	40,643.20	40,643.20	0.00	29,615.78	6,078.11	0.00	35,693.89
0000304130	*AA INSPECTOR	43,804.80	43,804.80	0.00	44,441.86	0.00	225.00	44,666.86

## MARTOC REPORT

EE NUMBER	TITLE	FY 12	FY 13	DIFFERENCE	REGULAR	OVERTIME	OTHER	TOTAL
		BASE SALARY	BASE SALARY	+/-	EARNINGS	EARNINGS	EARNINGS	EARNINGS
0000304987	*BUS OPERATOR	40,643.20	40,643.20	0.00	28,885.04	1,226.70	0.00	30,111.74
0000303662	*JOURNEYMAN RAIL CAR MECHANIC	43,804.80	43,804.80	0.00	46,461.39	6,681.30	225.00	53,367.69
0000302524	BUSINESS ANALYST III	74,486.88	74,486.88	0.00	74,486.99	0.00	2,864.88	77,351.87
0000306637	*JOURNEYMAN ET-COMPUTER MAINT	43,804.80	39,603.20	-4,201.60	46,025.60	9,529.26	225.00	55,779.86
0000320578	*MOBILITY OPERATOR	30,409.60	30,409.60	0.00	31,962.98	17,401.58	0.00	49,364.56
0000320238	*JOURNEYMAN ET-RADIO MAINT	43,804.80	43,804.80	0.00	46,575.34	8,023.89	225.00	54,824.23
0000302589	DIR REVENUE OPERATIONS	100,510.28	100,510.28	0.00	100,510.47	0.00	3,865.78	104,376.25
0000306190	FARE COLLECTION PROCESSOR	28,918.50	28,918.50	0.00	29,330.15	2,752.92	3,653.84	35,736.91
0000314914	SUPV RAIL LINE	48,055.49	48,055.49	0.00	48,608.99	6,278.54	0.00	54,887.53
0000320920	*JOURNEYMAN ET-TRAIN CONTROL	43,804.80	43,804.80	0.00	46,192.47	16,024.05	225.00	62,441.52
0000320499	*TRACK WALKER	43,118.40	43,118.40	0.00	44,790.62	12,360.38	0.00	57,151.00
0000328845	*JOURNEYMAN ET-TRAIN CONTROL	39,603.20	41,080.00	1,476.80	40,493.57	11,101.10	450.00	52,044.67
0000304577	*CUSTOMER INFO REPRESENTATIVE	31,699.20	31,699.20	0.00	32,602.19	4,721.09	0.00	37,323.28
0000305826	ADMINISTRATOR - WARRANTIES	73,299.98	73,299.98	0.00	65,688.18	0.00	17,479.23	83,167.41
0000303903	*STATION AGENT	37,169.60	37,169.60	0.00	39,640.95	27,696.34	0.00	67,337.29
0000320692	*SERVICEPERSON IV	34,008.00	34,008.00	0.00	35,979.13	8,767.76	0.00	44,746.89
0000305886	*JOURNEYMAN RAIL CAR MECHANIC	43,804.80	43,804.80	0.00	39,222.01	5,346.61	225.00	44,793.62
0000304526	REVENUE FORECASTING ANALYST	80,217.28	80,217.28	0.00	80,218.62	0.00	12,752.54	92,971.16
0000320356	*RAIL STATION CLEANER	28,412.80	28,412.80	0.00	31,222.12	7,330.30	0.00	38,552.42
0000306548	CONTRACT SPECIALIST III	80,208.44	80,208.44	0.00	72,804.77	0.00	16,658.70	89,463.47
0000318116	*BUS OPERATOR	40,643.20	40,643.20	0.00	43,684.97	9,290.04	0.00	52,975.01
0000328298	*JOURNEYMAN SUPPORT EQUIPMENT	39,603.20	41,392.00	1,788.80	41,860.33	3,179.88	225.00	45,265.21
0000303906	*BUS OPERATOR	40,643.20	40,643.20	0.00	41,894.63	329.55	0.00	42,224.18
0000321993	MOBILITY CUSTOMER CARE REP	36,348.00	36,348.00	0.00	36,907.20	7,238.85	0.00	44,146.05
0000302511	*JOURNEYMAN RAIL CAR MECHANIC	43,804.80	43,804.80	0.00	46,715.14	12,059.54	225.00	58,999.68
0000306517	SR ADMINISTRATIVE ASSISTANT	37,752.00	37,752.00	0.00	37,374.48	145.20	1,046.22	38,565.90
0000327896	ROOFING PROGRAM SPECIALIST	37,828.18	37,828.18	0.00	37,828.82	0.00	1,163.95	38,992.77
0000321623	RAIL SERVICES CONTROLLER	57,720.00	57,720.00	0.00	48,689.20	860.25	3,885.00	53,434.45
0000304915	RETIREMENT BENEFITS SPECIALIST	45,540.30	45,540.30	0.00	45,890.74	0.00	1,401.24	47,291.98
0000318805	TRANSIT POLICE OFFICER SR	48,713.60	50,668.80	1,955.20	52,540.88	23,420.77	4,872.00	80,833.65
0000305511	*JOURNEYMAN OVERHAULER	43,804.80	43,804.80	0.00	48,351.31	2,906.28	225.00	51,482.59
0000319395	TRANSIT POLICE OFFICER SR	52,686.40	54,787.20	2,100.80	54,117.02	24,477.00	3,077.82	81,671.84
0000318803	TRANSIT POLICE OFFICER SR	48,713.60	50,668.80	1,955.20	47,847.36	20,759.98	5,332.72	73,940.06
0000323867	*JOURNEYMAN AUTOMOTIVE TECH	43,804.80	43,804.80	0.00	48,672.28	12,272.78	225.00	61,170.06

## MARTOC REPORT

EE NUMBER	TITLE	FY 12	FY 13	DIFFERENCE	REGULAR	OVERTIME	OTHER	TOTAL
		BASE SALARY	BASE SALARY	+/-	EARNINGS	EARNINGS	EARNINGS	EARNINGS
0000317355	WEB DEVELOPER III	73,760.18	73,760.18	0.00	73,476.64	0.00	854.50	74,331.14
0000323602	*BUS OPERATOR	37,606.40	40,643.20	3,036.80	37,559.82	1,892.19	0.00	39,452.01
0000317445	TRANSIT POLICE OFFICER SR	54,787.20	54,787.20	0.00	55,748.61	20,189.63	4,161.72	80,099.96
0000326061	CONTRACT PROFESSIONAL	0.00	0.00	0.00	66,430.00	402.50	0.00	66,832.50
0000302592	*INSPECTOR	43,118.40	43,118.40	0.00	44,374.60	7,804.96	225.00	52,404.56
0000303181	*JOURNEYMAN RAIL CAR MECHANIC	43,804.80	43,804.80	0.00	45,399.00	5,938.93	225.00	51,562.93
0000305159	SUPV RAIL YARD TOWER	53,248.00	53,248.00	0.00	52,736.00	5,872.39	7,168.00	65,776.39
0000324715	*RAIL OPERATOR	34,548.80	37,606.40	3,057.60	38,120.23	7,783.54	0.00	45,903.77
0000304485	*STATION AGENT	37,169.60	37,169.60	0.00	41,224.73	40,683.42	0.00	81,908.15
0000315310	*SERVICEPERSON I (A)	32,281.60	32,281.60	0.00	32,164.76	931.20	310.40	33,406.36
0000305197	*BUS OPERATOR	40,643.20	40,643.20	0.00	26,024.31	11,517.78	0.00	37,542.09
0000329331	*BUS OPERATOR	28,454.40	28,454.40	0.00	19,393.97	2,993.11	0.00	22,387.08
0000323004	NETWORK OPERATIONS CENTER TECH	57,889.00	57,889.00	0.00	57,889.32	0.00	7,000.44	64,889.76
0000305852	FACILITIES & MOVING COORD	40,404.00	40,404.00	0.00	40,404.00	559.44	1,813.00	42,776.44
0000319876	*MOBILITY OPERATOR	30,409.60	30,409.60	0.00	33,373.17	21,414.74	0.00	54,787.91
0000304601	TRANSIT POLICE MAJOR	83,500.04	83,500.04	0.00	82,857.86	0.00	10,341.21	93,199.07
0000305644	*JOURNEYMAN ET-TRAIN CONTROL	43,804.80	43,804.80	0.00	44,286.55	15,329.08	225.00	59,840.63
0000304642	*SERVICEPERSON I	31,824.00	31,824.00	0.00	36,493.78	7,966.94	0.00	44,460.72
0000305860	*BUS OPERATOR	40,643.20	40,643.20	0.00	44,001.51	10,138.80	0.00	54,140.31
0000306492	GEN SUPT BUS MAINT BSN SYS	79,968.20	79,968.20	0.00	78,737.92	0.00	5,843.83	84,581.75
0000322983	*INSPECTOR	43,118.40	43,118.40	0.00	43,723.36	8,730.02	225.00	52,678.38
0000327405	ELECTRICAL ENGINEER IV	66,900.08	66,900.08	0.00	66,451.36	0.00	0.00	66,451.36
0000306114	*JOURNEYMAN ET-RAIL CAR MAINT	43,804.80	43,804.80	0.00	45,371.12	8,539.75	225.00	54,135.87
0000326472	FIELD INSPECTOR	41,080.00	51,226.50	10,146.50	47,807.93	12,551.71	0.00	60,359.64
0000305814	*STATION AGENT	37,169.60	37,169.60	0.00	38,558.92	18,388.30	0.00	56,947.22
0000319777	CUSTOMER CARE REP	36,523.50	36,523.50	0.00	35,992.71	0.00	0.00	35,992.71
0000303186	*BUS OPERATOR	40,643.20	40,643.20	0.00	43,325.97	7,998.53	163.75	51,488.25
0000302293	GEN FOREMAN COMM TELEPHONE	66,579.24	66,579.24	0.00	66,579.49	0.00	3,328.97	69,908.46
0000320025	TRANSIT POLICE OFFICER SR (DATE LAST EMPLOYED 14-JUN-13)	52,686.40	52,686.40	0.00	37,811.05	2,887.06	3,193.74	43,891.85
0000306093	SR PROG MGR CAP OPER MAINT	96,995.86	96,995.86	0.00	89,354.54	0.00	7,915.40	97,269.94
0000329111	TRANSIT POLICE OFFICER	40,040.00	40,040.00	0.00	34,264.64	3,700.28	0.00	37,964.92
0000302361	*BUS OPERATOR (DATE LAST EMPLOYED 01-FEB-13)	40,643.20	40,643.20	0.00	27,433.62	224.56	0.00	27,658.18
0000305100	ELECTRICAL ENGINEER VI	81,003.78	81,003.78	0.00	81,005.09	0.00	0.00	81,005.09
0000320359	*RAIL STATION CLEANER	28,412.80	28,412.80	0.00	23,669.27	1,721.16	0.00	25,390.43
0000302944	SUPV BUS MAINTENANCE	57,491.20	57,491.20	0.00	57,546.48	8,236.72	1,105.60	66,888.80

## MARTOC REPORT

EE NUMBER	TITLE	FY 12	FY 13	DIFFERENCE	REGULAR	OVERTIME	OTHER	TOTAL
		BASE SALARY	BASE SALARY	+/-	EARNINGS	EARNINGS	EARNINGS	EARNINGS
0000321601	*SERVICEPERSON I	31,824.00	31,824.00	0.00	32,088.21	1,853.24	0.00	33,941.45
0000304039	*SERVICEPERSON I	31,824.00	31,824.00	0.00	33,342.80	5,555.07	0.00	38,897.87
0000320320	*RAIL STATION CLEANER	28,412.80	28,412.80	0.00	30,102.01	6,792.44	0.00	36,894.45
0000302149	*JOURNEYMAN RAIL CAR MECHANIC	43,804.80	43,804.80	0.00	43,872.68	8,797.83	225.00	52,895.51
0000324935	*JOURNEYMAN ET-RADIO MAINT	43,804.80	43,804.80	0.00	46,308.32	23,329.31	225.00	69,862.63
0000302375	TRANSIT POLICE OFFICER SR	54,787.20	54,787.20	0.00	55,893.49	19,182.15	4,741.20	79,816.84
0000316576	*MOBILITY OPERATOR	30,409.60	30,409.60	0.00	32,697.63	13,371.90	0.00	46,069.53
0000322118	*BUS OPERATOR	31,491.20	34,548.80	3,057.60	33,730.31	1,030.06	0.00	34,760.37
0000302612	*BUS OPERATOR	40,643.20	40,643.20	0.00	25,703.58	2,197.46	0.00	27,901.04
0000302058	*BUS OPERATOR	40,643.20	40,643.20	0.00	40,952.29	6,766.05	0.00	47,718.34
0000302732	TRANSIT POLICE SERGEANT	65,936.00	65,936.00	0.00	67,346.65	9,640.79	1,268.00	78,255.44
0000304950	*JOURNEYMAN RAIL CAR MECHANIC	43,804.80	43,804.80	0.00	43,789.50	102.68	225.00	44,117.18
0000307095	*REVENUE AGENT	37,190.40	38,958.40	1,768.00	34,942.54	4,721.14	0.00	39,663.68
0000321123	CHF ESTIMATOR (DATE LAST EMPLOYED 12-NOV-12)	83,495.10	83,495.10	0.00	33,719.56	0.00	3,214.78	36,934.34
0000329562	TRANSIT POLICE OFFICER SR	40,040.00	40,040.00	0.00	24,640.00	10,366.16	911.30	35,917.46
0000303793	TRANSIT POLICE OFFICER SPECIAL	56,971.20	56,971.20	0.00	59,381.52	21,446.41	6,336.41	87,164.34
0000306353	*BUS OPERATOR (DATE LAST EMPLOYED 01-MAY-13)	40,643.20	40,643.20	0.00	39,628.69	9,534.72	0.00	49,163.41
0000304984	*SERVICEPERSON I	31,824.00	31,824.00	0.00	30,210.25	2,102.82	0.00	32,313.07
0000328299	ACCOUNTANT II (DATE LAST EMPLOYED 22-FEB-13)	46,970.82	46,970.82	0.00	31,600.21	0.00	1,430.33	33,030.54
0000312700	AGM TECHNOLOGY	140,172.50	140,172.50	0.00	140,172.62	0.00	9,156.51	149,329.13
0000316333	*BUS OPERATOR	40,643.20	40,643.20	0.00	42,762.03	13,308.79	0.00	56,070.82
0000327214	CONTRACT SPECIALIST III	67,998.06	67,998.06	0.00	67,998.74	0.00	0.00	67,998.74
0000324614	JR ASSOCIATE COUNSEL	68,041.22	68,041.22	0.00	68,041.41	0.00	0.00	68,041.41
0000303326	CONTRACT PROFESSIONAL	0.00	0.00	0.00	51,921.00	3,456.00	0.00	55,377.00
0000319729	*BUS OPERATOR	40,643.20	40,643.20	0.00	41,070.51	2,852.57	0.00	43,923.08
0000316843	*MATERIAL CONTROLLER	41,267.20	37,190.40	-4,076.80	42,204.24	7,836.77	225.00	50,266.01
0000320763	*SERVICEPERSON IV	34,008.00	34,008.00	0.00	35,039.02	7,872.62	130.80	43,042.44
0000305657	INSTRUCTOR TRACK	59,030.40	59,030.40	0.00	59,030.40	1,021.69	8,514.00	68,566.09
0000302203	*BUS OPERATOR	40,643.20	40,643.20	0.00	44,049.72	18,054.26	0.00	62,103.98
0000305474	DISPATCHER MOBILITY	38,126.40	38,126.40	0.00	39,330.74	4,995.02	293.28	44,619.04
0000327314	*JOURNEYMAN RAIL CAR MECHANIC	41,080.00	42,390.40	1,310.40	42,918.90	7,740.59	225.00	50,884.49
0000305587	*JOURNEYMAN OVERHAULER	43,804.80	43,804.80	0.00	46,865.32	16,971.75	225.00	64,062.07
0000305249	*RAIL OPERATOR	40,643.20	40,643.20	0.00	44,531.18	24,738.44	0.00	69,269.62
0000317504	*RAIL STATION CLEANER	28,412.80	28,412.80	0.00	30,470.82	10,239.88	0.00	40,710.70



## MARTOC REPORT

EE NUMBER	TITLE	FY 12	FY 13	DIFFERENCE	REGULAR	OVERTIME	OTHER	TOTAL
		BASE SALARY	BASE SALARY	+/-	EARNINGS	EARNINGS	EARNINGS	EARNINGS
0000302217	*JOURNEYMAN OVERHAULER	43,804.80	43,804.80	0.00	51,348.51	2,535.10	225.00	54,108.61
0000319226	TRANSIT POLICE OFFICER SR	48,713.60	50,668.80	1,955.20	44,828.91	11,179.33	0.00	56,008.24
0000304627	SUPV TECH SUPPORT SVCS CENTR	59,002.32	67,120.82	8,118.50	59,545.01	0.00	8,688.27	68,233.28
0000306232	TRANSIT POLICE SERGEANT (DATE LAST EMPLOYED 01-DEC-12)	65,936.00	65,936.00	0.00	29,259.11	2,211.10	6,572.68	38,042.89
0000323122	*MOBILITY OPERATOR	26,083.20	27,414.40	1,331.20	28,163.18	1,883.08	210.88	30,257.14
0000306773	MGR CAD	79,967.94	86,713.12	6,745.18	81,525.88	0.00	0.00	81,525.88
0000328464	*INSPECTOR	39,603.20	40,206.40	603.20	38,765.29	817.41	0.00	39,582.70
0000321706	*TRACK WALKER	43,118.40	43,118.40	0.00	44,661.16	11,567.41	0.00	56,228.57
0000306118	SUPV BUS TRANSPORTATION	48,048.00	48,048.00	0.00	48,371.40	4,666.20	3,580.50	56,618.10
0000304986	SUPV RAIL YARD TOWER	53,248.00	53,248.00	0.00	53,504.00	12,764.16	6,144.00	72,412.16
0000302200	*JOURNEYMAN OVERHAULER	43,804.80	43,804.80	0.00	47,500.36	14,452.43	225.00	62,177.79
0000320152	MOBILITY CUSTOMER CARE REP	36,348.00	36,348.00	0.00	37,074.96	4,382.73	2,945.12	44,402.81
0000315000	CONTRACT PROFESSIONAL	0.00	0.00	0.00	123,857.50	955.50	0.00	124,813.00
0000316347	*BUS OPERATOR	40,643.20	40,643.20	0.00	33,190.03	2,484.41	0.00	35,674.44
0000319543	DIVISION DISPATCHER	48,048.00	48,048.00	0.00	48,048.00	3,753.75	0.00	51,801.75
0000320324	*SERVICEPERSON IV	34,008.00	34,008.00	0.00	37,107.29	16,229.54	0.00	53,336.83
0000316273	*RAIL OPERATOR	40,643.20	40,643.20	0.00	43,211.61	16,116.54	0.00	59,328.15
0000304909	*BUS OPERATOR	40,643.20	40,643.20	0.00	43,405.24	33,234.86	0.00	76,640.10
0000319050	*STRUCTURAL INSPECTOR	43,118.40	43,118.40	0.00	44,650.77	10,588.00	0.00	55,238.77
0000304251	*RAIL OPERATOR	40,643.20	40,643.20	0.00	44,099.52	5,120.00	0.00	49,219.52
0000320366	*RAIL STATION CLEANER	28,412.80	28,412.80	0.00	29,664.89	1,454.79	0.00	31,119.68
0000302190	*JOURNEYMAN ET-RADIO MAINT	43,804.80	43,804.80	0.00	42,803.75	1,696.40	225.00	44,725.15
0000305638	*SERVICEPERSON IV	34,008.00	34,008.00	0.00	38,129.19	6,799.63	0.00	44,928.82
0000304904	*SERVICEPERSON IV	34,008.00	34,008.00	0.00	37,430.21	19,227.75	0.00	56,657.96
0000321409	*BUS OPERATOR	40,643.20	40,643.20	0.00	41,348.65	305.72	0.00	41,654.37
0000327290	*BUS OPERATOR	28,454.40	31,491.20	3,036.80	28,354.04	2,660.21	0.00	31,014.25
0000317194	CONTRACT SPECIALIST II	70,000.06	70,000.06	0.00	70,000.64	0.00	0.00	70,000.64
0000306390	*SERVICEPERSON V	34,008.00	43,118.40	9,110.40	39,243.66	686.70	0.00	39,930.36
0000323091	TRANSIT POLICE SERGEANT	65,936.00	65,936.00	0.00	67,933.10	13,266.51	4,438.00	85,637.61
0000318204	*BUS OPERATOR	40,643.20	40,643.20	0.00	33,359.47	2,465.63	0.00	35,825.10
0000327849	*BUS OPERATOR	28,454.40	28,454.40	0.00	20,446.71	1,428.64	0.00	21,875.35
0000302444	*BUS OPERATOR	40,643.20	40,643.20	0.00	33,656.31	101.14	0.00	33,757.45
0000320159	*MOBILITY OPERATOR	30,409.60	30,409.60	0.00	31,840.85	4,855.75	0.00	36,696.60
0000326347	*JOURNEYMAN RAIL CAR MECHANIC	41,392.00	42,390.40	998.40	43,080.40	9,984.63	225.00	53,290.03
0000305716	*BUS OPERATOR	40,643.20	40,643.20	0.00	42,415.25	15,520.13	0.00	57,935.38

## MARTOC REPORT

EE NUMBER	TITLE	FY 12 BASE SALARY	FY 13 BASE SALARY	DIFFERENCE +/-	REGULAR EARNINGS	OVERTIME EARNINGS	OTHER EARNINGS	TOTAL EARNINGS
0000325722	AGM SAFETY & QA (DATE LAST EMPLOYED 17-MAY-13)	155,000.04	155,000.04	0.00	168,910.05	0.00	9,939.88	178,849.93
0000305131	*BUS OPERATOR	40,643.20	40,643.20	0.00	42,762.97	12,360.54	0.00	55,123.51
0000305112	*BUS OPERATOR	40,643.20	40,643.20	0.00	34,490.43	125.87	0.00	34,616.30
0000303371	*RAIL OPERATOR	40,643.20	40,643.20	0.00	44,238.10	4,115.56	0.00	48,353.66
0000302454	*BUS OPERATOR	40,643.20	40,643.20	0.00	36,442.84	1,112.11	0.00	37,554.95
0000303715	*BUS OPERATOR	40,643.20	40,643.20	0.00	42,681.68	12,174.36	0.00	54,856.04
0000326752	SR TECHNICAL SERVICES ENGINEER (DATE LAST EMPLOYED 26-APR-13)	90,000.04	90,000.04	0.00	77,884.95	0.00	4,992.02	82,876.97
0000325644	TRANSIT POLICE OFFICER SR (DATE LAST EMPLOYED 12-JUL-13)	40,040.00	41,641.60	1,601.60	35,591.64	6,582.96	3,813.04	45,987.64
0000327316	*MOBILITY OPERATOR	23,358.40	23,358.40	0.00	22,012.78	1,815.11	0.00	23,827.89
0000303415	SCHEDULE ANALYST III	51,731.94	51,731.94	0.00	49,623.17	0.00	2,109.11	51,732.28
0000320232	TRANSIT POLICE OFFICER SR	46,841.60	48,713.60	1,872.00	42,860.51	7,652.95	3,153.60	53,667.06
0000303402	*BUS OPERATOR	40,643.20	40,643.20	0.00	40,782.90	6,917.53	0.00	47,700.43
0000305573	*BUS OPERATOR	40,643.20	40,643.20	0.00	43,349.68	22,176.76	0.00	65,526.44
0000319961	*JOURNEYMAN SUPPORT EQUIPMENT	43,804.80	43,804.80	0.00	45,897.63	3,474.95	225.00	49,597.58
0000322347	MGR INSURANCE SAFETY	70,000.06	70,000.06	0.00	70,000.41	0.00	0.00	70,000.41
0000321137	*BUS OPERATOR	40,643.20	40,643.20	0.00	39,830.12	2,839.42	156.32	42,825.86
0000326264	*JOURNEYMAN RAIL CAR MECHANIC	41,392.00	42,390.40	998.40	40,797.77	561.13	225.00	41,583.90
0000302527	MGR BUSINESS DEV SALES	90,850.24	90,850.24	0.00	90,850.56	0.00	6,289.65	97,140.21
0000305534	*JOURNEYMAN ET-LABORATORY (DATE LAST EMPLOYED 01-JAN-13)	43,804.80	43,804.80	0.00	28,333.59	0.00	225.00	28,558.59
0000319031	*BUS OPERATOR	40,643.20	40,643.20	0.00	40,647.68	4,445.86	0.00	45,093.54
0000304690	*BUS OPERATOR	40,643.20	40,643.20	0.00	42,413.24	11,881.57	0.00	54,294.81
0000302547	*BUS OPERATOR	40,643.20	40,643.20	0.00	42,089.92	11,641.50	0.00	53,731.42
0000326268	*JOURNEYMAN RAIL CAR MECHANIC	41,392.00	42,390.40	998.40	42,855.62	9,021.03	225.00	52,101.65
0000321723	*TRANSPORTATION ASSISTANT	31,699.20	31,699.20	0.00	21,687.68	199.57	0.00	21,887.25
0000329016	*RAIL OPERATOR	28,454.40	28,454.40	0.00	25,706.19	2,156.52	109.72	27,972.43
0000305361	*BUS OPERATOR (DATE LAST EMPLOYED 01-FEB-13)	40,643.20	40,643.20	0.00	29,682.57	1,586.32	0.00	31,268.89
0000306449	*JOURNEYMAN TRACK MECHANIC	43,804.80	43,804.80	0.00	42,949.24	995.11	225.00	44,169.35
0000306335	*REPROGRAPHICS SPEC III	42,515.20	42,515.20	0.00	42,652.07	582.54	0.00	43,234.61
0000319323	SR COMMUNITY OUTREACH PLANNER	68,788.20	68,788.20	0.00	68,788.21	0.00	6,085.11	74,873.32
0000320687	*BUS OPERATOR	40,643.20	40,643.20	0.00	41,635.70	4,098.86	0.00	45,734.56
0000324682	TRANSIT POLICE OFFICER SR	43,305.60	45,032.00	1,726.40	47,030.80	16,264.42	1,212.40	64,507.62
0000305737	SYSTEM SAFETY OFFICER	62,389.34	62,389.34	0.00	61,909.62	0.00	479.92	62,389.54
0000305646	*JOURNEYMAN BODY REPAIR	43,804.80	43,804.80	0.00	45,977.20	14,878.89	225.00	61,081.09
0000327676	*INSPECTOR	39,603.20	40,643.20	1,040.00	41,168.38	4,794.84	225.00	46,188.22

## MARTOC REPORT

EE NUMBER	TITLE	FY 12	FY 13	DIFFERENCE	REGULAR	OVERTIME	OTHER	TOTAL
		BASE SALARY	BASE SALARY	+/-	EARNINGS	EARNINGS	EARNINGS	EARNINGS
0000320573	*SERVICEPERSON I	31,824.00	31,824.00	0.00	30,421.60	1,508.98	0.00	31,930.58
0000327342	*MOBILITY OPERATOR	23,358.40	23,358.40	0.00	19,408.26	5,217.77	269.52	24,895.55
0000306235	*JOURNEYMAN ET-RAIL CAR MAINT	43,804.80	43,804.80	0.00	44,849.91	7,020.93	225.00	52,095.84
0000321774	*BUS OPERATOR	40,643.20	40,643.20	0.00	42,829.94	9,331.59	0.00	52,161.53
0000327895	*BUS OPERATOR	28,454.40	31,491.20	3,036.80	27,659.59	2,467.78	0.00	30,127.37
0000302100	*BUS OPERATOR	40,643.20	40,643.20	0.00	42,362.11	2,582.35	0.00	44,944.46
0000304874	(DATE LAST EMPLOYED 01-JUN-13) SUPV RAIL YARD TOWER	53,248.00	53,248.00	0.00	53,555.20	4,774.40	4,096.00	62,425.60
0000302720	*BUS OPERATOR	40,643.20	40,643.20	0.00	42,160.33	5,690.08	0.00	47,850.41
0000305970	*JOURNEYMAN ELEC POWER ELECT	43,804.80	43,804.80	0.00	44,208.14	7,249.97	225.00	51,683.11
0000306527	*BUS OPERATOR	40,643.20	40,643.20	0.00	35,221.97	8,993.89	0.00	44,215.86
0000320706	DIR GOVERNMENT RELATIONS	90,000.04	90,000.04	0.00	90,000.38	0.00	3,115.40	93,115.78
0000303255	*BUS OPERATOR	40,643.20	40,643.20	0.00	36,549.75	10,324.08	0.00	46,873.83
0000303677	*MOBILITY OPERATOR	30,409.60	30,409.60	0.00	30,464.80	427.70	0.00	30,892.50
0000322256	*MOBILITY OPERATOR	27,414.40	28,766.40	1,352.00	30,951.59	800.33	0.00	31,751.92
0000320836	TRANSIT POLICE OFFICER SR	50,668.80	52,686.40	2,017.60	51,782.70	6,324.62	0.00	58,107.32
0000329417	*JOURNEYMAN ET-RAIL CAR MAINT	41,080.00	41,080.00	0.00	27,473.46	488.28	225.00	28,186.74
0000306067	SUPV RAIL YARD TOWER	54,184.00	54,184.00	0.00	54,184.00	17,844.25	8,336.00	80,364.25
0000303022	GEN FOREMAN BLDGS & GROUNDS	65,047.32	65,047.32	0.00	65,047.46	0.00	6,254.55	71,302.01
0000319731	*MOBILITY OPERATOR	30,409.60	30,409.60	0.00	31,319.70	16,688.82	0.00	48,008.52
0000315206	SUPV CAR REPAIR INSPECTION	52,104.00	52,104.00	0.00	53,682.15	6,988.95	3,306.60	63,977.70
0000305844	*BUS OPERATOR	40,643.20	40,643.20	0.00	45,723.77	16,841.12	0.00	62,564.89
0000319880	*BUS OPERATOR	40,643.20	40,643.20	0.00	32,317.22	2,823.51	0.00	35,140.73
0000314814	*BUS OPERATOR	40,643.20	40,643.20	0.00	43,994.77	9,546.73	0.00	53,541.50
0000328129	*BUS OPERATOR	28,454.40	31,491.20	3,036.80	29,604.09	6,307.02	0.00	35,911.11
0000307024	CONTRACT PROFESSIONAL	0.00	0.00	0.00	93,600.00	6,240.00	0.00	99,840.00
0000305712	*REVENUE AGENT	37,169.60	37,190.40	20.80	39,461.53	7,512.38	0.00	46,973.91
0000302675	*JOURNEYMAN SUPPORT EQUIPMENT	43,804.80	43,804.80	0.00	45,802.85	110.57	225.00	46,138.42
0000317959	*BUS OPERATOR	40,643.20	40,643.20	0.00	42,147.49	2,177.33	0.00	44,324.82
0000320859	*STATION AGENT	37,169.60	37,169.60	0.00	39,027.87	14,427.94	0.00	53,455.81
0000305804	*JOURNEYMAN ET-TRAIN CONTROL	43,804.80	43,804.80	0.00	44,144.39	3,814.54	225.00	48,183.93
0000304654	*AA INSPECTOR	43,804.80	43,804.80	0.00	45,350.06	22,573.69	561.96	68,485.71
0000302010	*AA INSPECTOR	43,804.80	43,804.80	0.00	49,762.13	6,424.88	225.00	56,412.01
0000303825	INSTRUCTOR RAIL OPERATIONS	52,499.20	52,499.20	0.00	52,499.20	0.00	2,019.20	54,518.40
0000303701	*JOURNEYMAN ET-HVAC	43,804.80	43,804.80	0.00	47,277.06	4,864.87	225.00	52,366.93

## MARTOC REPORT

EE NUMBER	TITLE	FY 12	FY 13	DIFFERENCE	REGULAR	OVERTIME	OTHER	TOTAL
		BASE SALARY	BASE SALARY	+/-	EARNINGS	EARNINGS	EARNINGS	EARNINGS
0000305501	TRANSIT POLICE LIEUTENANT	80,308.80	80,308.80	0.00	76,891.83	14,729.77	8,365.64	99,987.24
0000302829	OFFICE ADMINISTRATOR II	51,153.96	52,154.18	1,000.22	50,890.39	0.00	4,310.95	55,201.34
0000303492	*SERVICEPERSON IV	34,008.00	34,008.00	0.00	34,147.97	557.96	0.00	34,705.93
0000303122	SUPV BUS TRANSPORTATION	52,561.60	52,561.60	0.00	52,561.61	0.00	0.00	52,561.61
0000304911	TRANSIT POLICE OFFICER SR	54,787.20	54,787.20	0.00	57,263.17	14,687.89	1,993.15	73,944.21
0000306001	SUPV RAIL LINE	48,048.00	48,048.00	0.00	48,910.83	6,345.40	1,848.00	57,104.23
0000303217	TRANSIT POLICE SERGEANT	65,936.00	65,936.00	0.00	66,126.20	1,046.10	0.00	67,172.30
0000303048	*JOURNEYMAN RAIL CAR MECHANIC	43,804.80	43,804.80	0.00	44,989.89	9,942.98	225.00	55,157.87
0000323733	*BUS OPERATOR	31,491.20	31,491.20	0.00	22,961.59	3,433.05	0.00	26,394.64
0000316573	TRANSIT POLICE SERGEANT	63,398.40	65,936.00	2,537.60	65,027.07	9,812.48	0.00	74,839.55
0000302128	*BUS OPERATOR	40,643.20	40,643.20	0.00	42,576.60	8,815.72	0.00	51,392.32
0000320199	*MOBILITY OPERATOR	23,358.40	24,564.80	1,206.40	21,782.97	1,415.82	0.00	23,198.79
0000302302	*RAIL OPERATOR	40,643.20	40,643.20	0.00	44,866.36	41,582.96	0.00	86,449.32
0000317917	CLAIMS ADJUSTER III	51,469.34	51,469.34	0.00	51,469.51	0.00	0.00	51,469.51
0000320361	*RAIL STATION CLEANER	28,412.80	28,412.80	0.00	27,339.27	5,527.19	327.84	33,194.30
0000329416	*JOURNEYMAN RAIL CAR MECHANIC	41,080.00	41,080.00	0.00	27,595.76	1,445.14	225.00	29,265.90
0000318792	*BUS OPERATOR	40,643.20	40,643.20	0.00	44,272.38	10,019.26	0.00	54,291.64
0000305628	*INSPECTOR	43,118.40	43,118.40	0.00	46,193.15	4,868.93	225.00	51,287.08
0000319671	TRANSIT POLICE OFFICER SR	48,713.60	50,668.80	1,955.20	50,838.78	3,320.16	7,474.88	61,633.82
0000305634	*DYNAMOMETER OPERATOR	43,118.40	43,804.80	686.40	44,817.60	15,369.07	225.00	60,411.67
0000322985	TRANSIT POLICE OFFICER SR	46,841.60	48,713.60	1,872.00	48,026.08	808.03	0.00	48,834.11
0000321515	TRANSIT POLICE OFFICER SR	48,713.60	50,668.80	1,955.20	53,747.49	28,391.20	194.88	82,333.57
0000316610	*BUS OPERATOR	40,643.20	40,643.20	0.00	40,851.91	2,583.50	0.00	43,435.41
0000304686	*BUS OPERATOR	40,643.20	40,643.20	0.00	42,944.56	7,816.27	0.00	50,760.83
0000322946	JOC WORK ORDER COORDINATOR	62,751.00	62,751.00	0.00	62,751.00	0.00	2,574.40	65,325.40
0000303614	INSTRUCTOR CAR MAINT MECH	56,992.00	56,992.00	0.00	56,992.00	0.00	2,192.00	59,184.00
0000302098	ELECTRICAL ENGINEER VI	88,427.56	88,427.56	0.00	88,427.92	0.00	6,802.14	95,230.06
0000323951	*BUS OPERATOR	37,606.40	37,606.40	0.00	27,815.97	4,197.47	0.00	32,013.44
0000302740	(DATE LAST EMPLOYED 02-MAR-13) *BUS OPERATOR	40,643.20	40,643.20	0.00	45,486.05	11,454.23	0.00	56,940.28
0000305789	TRANSIT POLICE OFFICER SPECIAL	56,971.20	56,971.20	0.00	58,696.78	24,322.40	1,652.44	84,671.62
0000304269	*BUS OPERATOR	40,643.20	40,643.20	0.00	29,797.87	1,397.88	0.00	31,195.75
0000305527	*BUS OPERATOR	40,643.20	40,643.20	0.00	40,558.23	244.20	0.00	40,802.43
0000304279	DISPATCHER RADIO COMMUNICATION	52,312.00	52,312.00	0.00	52,714.40	3,420.41	0.00	56,134.81
0000303694	TRANSIT POLICE OFFICER SPECIAL	56,971.20	56,971.20	0.00	57,888.78	32,313.44	5,478.00	95,680.22
0000302392	*JOURNEYMAN ET-TELEPHONE MAINT	43,804.80	43,804.80	0.00	44,433.97	13,852.31	225.00	58,511.28

## MARTOC REPORT

EE NUMBER	TITLE	FY 12	FY 13	DIFFERENCE	REGULAR	OVERTIME	OTHER	TOTAL
		BASE SALARY	BASE SALARY	+/-	EARNINGS	EARNINGS	EARNINGS	EARNINGS
0000319732	*MOBILITY OPERATOR	30,409.60	30,409.60	0.00	32,779.67	17,302.85	0.00	50,082.52
0000318782	COMPENSATION ANALYST III	63,194.04	63,194.04	0.00	63,194.11	0.00	5,347.19	68,541.30
0000320445	MOBILITY SYSTEM DATA SPECIALIST	29,601.00	29,601.00	0.00	29,428.41	3,167.36	371.91	32,967.68
0000317910	TRANSIT POLICE OFFICER SR	52,686.40	54,787.20	2,100.80	54,695.06	29,617.30	1,469.14	85,781.50
0000327311	*JOURNEYMAN RAIL CAR MECHANIC	41,080.00	42,390.40	1,310.40	42,108.91	5,292.54	225.00	47,626.45
0000328954	*RAIL STATION CLEANER	25,500.80	25,500.80	0.00	24,485.31	4,031.15	0.00	28,516.46
0000321423	*MOBILITY OPERATOR	23,358.40	24,564.80	1,206.40	23,972.69	400.96	0.00	24,373.65
0000305652	*BUS OPERATOR	40,643.20	40,643.20	0.00	44,174.71	28,485.77	0.00	72,660.48
0000304650	SUPV RIDESTORE OPERATIONS	38,688.00	51,304.50	12,616.50	44,798.72	818.40	4,894.28	50,511.40
0000306227	*TRACK MAINTAINER	43,118.40	43,118.40	0.00	46,469.74	9,561.79	0.00	56,031.53
0000304626	SUPV BREEZE MEDIA DIST RIDE ST	54,678.26	54,678.26	0.00	52,996.26	0.00	2,507.94	55,504.20
0000302587	MGR RECRUITING	82,167.02	82,167.02	0.00	82,167.21	0.00	5,060.66	87,227.87
0000322991	OFFICE ADMINISTRATOR II	51,021.88	51,021.88	0.00	51,022.20	0.00	0.00	51,022.20
0000303663	*BUS OPERATOR	40,643.20	40,643.20	0.00	42,984.43	6,559.49	0.00	49,543.92
0000320931	FOREMAN POWER	52,104.00	52,104.00	0.00	53,256.33	9,243.52	0.00	62,499.85
0000302543	DIR ENTERPRISE TECHNOLOGY	101,000.12	101,000.12	0.00	101,000.23	0.00	9,091.06	110,091.29
0000305279	TRANSIT POLICE OFFICER SR	54,787.20	54,787.20	0.00	55,340.34	6,064.82	0.00	61,405.16
0000304127	*BUS OPERATOR	40,643.20	40,643.20	0.00	41,978.92	3,625.77	0.00	45,604.69
0000328831	*BUS OPERATOR	28,454.40	28,454.40	0.00	27,116.94	2,628.31	218.88	29,964.13
0000320286	COMMUNICATIONS SPECIALIST	33,529.60	33,529.60	0.00	30,121.04	1,076.01	0.00	31,197.05
0000303329	*JOURNEYMAN RAIL CAR MECHANIC	43,804.80	43,804.80	0.00	48,230.02	18,109.04	225.00	66,564.06
0000315036	RAIL SERVICES CONTROLLER	61,880.00	61,880.00	0.00	61,433.76	1,398.33	5,771.50	68,603.59
0000303977	*BUS OPERATOR	40,643.20	40,643.20	0.00	40,138.10	1,349.25	0.00	41,487.35
0000304321	*BUS OPERATOR	40,643.20	40,643.20	0.00	43,170.76	12,340.30	0.00	55,511.06
0000328286	*BUS OPERATOR	31,491.20	31,491.20	0.00	27,153.56	3,288.47	0.00	30,442.03
0000324740	CHF SPOKESPERSON	132,000.18	132,000.18	0.00	132,000.54	0.00	0.00	132,000.54
0000305156	*RAIL OPERATOR	40,643.20	40,643.20	0.00	23,701.72	1,025.61	0.00	24,727.33
0000315290	CONFIG MGMT SPECIALIST III	51,104.56	55,596.84	4,492.28	53,523.94	0.00	1,572.46	55,096.40
0000304899	*BUS OPERATOR	40,643.20	40,643.20	0.00	42,630.20	8,799.63	0.00	51,429.83
0000303514	*BUS OPERATOR	40,643.20	40,643.20	0.00	44,024.97	14,718.20	0.00	58,743.17
0000315236	*TRACK MAINTAINER	43,118.40	43,118.40	0.00	47,366.37	13,744.13	0.00	61,110.50
0000315023	*BUS OPERATOR	40,643.20	40,643.20	0.00	41,687.24	171.20	0.00	41,858.44
0000327289	*BUS OPERATOR	28,454.40	31,491.20	3,036.80	31,329.63	4,697.98	0.00	36,027.61
0000322680	*APPRENTICE MECHANIC	36,920.00	39,603.20	2,683.20	38,725.79	201.80	0.00	38,927.59

## MARTOC REPORT

EE NUMBER	TITLE	FY 12	FY 13	DIFFERENCE	REGULAR	OVERTIME	OTHER	TOTAL
		BASE SALARY	BASE SALARY	+/-	EARNINGS	EARNINGS	EARNINGS	EARNINGS
0000303618	*RAIL OPERATOR	40,643.20	40,643.20	0.00	44,461.10	21,488.81	0.00	65,949.91
0000322290	SR ENTERPRISE SYSTEMS ENGINEER (DATE LAST EMPLOYED 05-OCT-12)	84,000.02	84,000.02	0.00	25,846.34	0.00	1,617.97	27,464.31
0000319607	*JOURNEYMAN ET-RAIL CAR MAINT	43,804.80	43,804.80	0.00	45,034.16	17,595.64	225.00	62,854.80
0000319452	*BUS OPERATOR	40,643.20	40,643.20	0.00	43,746.81	7,365.59	0.00	51,112.40
0000322447	*BUS OPERATOR	31,491.20	34,548.80	3,057.60	33,332.39	3,336.75	0.00	36,669.14
0000322355	*TRAFFIC CHECKER	26,499.20	26,499.20	0.00	27,747.73	12,039.40	0.00	39,787.13
0000315984	*BUS OPERATOR	40,643.20	40,643.20	0.00	39,992.21	12,138.28	0.00	52,130.49
0000304041	*BUS OPERATOR	40,643.20	40,643.20	0.00	40,824.15	574.20	0.00	41,398.35
0000302238	*BUS OPERATOR	40,643.20	40,643.20	0.00	42,184.80	9,748.05	0.00	51,932.85
0000305758	*SERVICEPERSON I	32,281.60	31,824.00	-457.60	33,018.06	5,245.19	0.00	38,263.25
0000315024	*SERVICEPERSON I (A)	32,281.60	32,281.60	0.00	32,273.40	1,443.36	0.00	33,716.76
0000320941	*HOSTLER JUNIOR APPRENTICE	32,281.60	34,008.00	1,726.40	28,591.49	3,297.36	0.00	31,888.85
0000320876	*JOURNEYMAN ELEC POWER ELECT	43,804.80	43,804.80	0.00	43,761.96	11,261.94	225.00	55,248.90
0000322378	RAIL SERVICES CONTROLLER (DATE LAST EMPLOYED 19-APR-13)	55,120.00	57,720.00	2,600.00	40,352.44	569.95	9,669.73	50,592.12
0000306455	MAINTENANCE PLANNER BUS (DATE LAST EMPLOYED 01-JAN-13)	54,995.20	54,995.20	0.00	29,172.05	0.00	0.00	29,172.05
0000321954	*RAIL OPERATOR	40,643.20	40,643.20	0.00	41,463.02	2,172.26	0.00	43,635.28
0000302142	*JOURNEYMAN ET-LABORATORY	43,804.80	43,804.80	0.00	44,049.63	0.00	225.00	44,274.63
0000328919	*MOBILITY OPERATOR	23,358.40	23,358.40	0.00	20,101.74	5,933.69	0.00	26,035.43
0000305092	*SERVICEPERSON V (DATE LAST EMPLOYED 01-MAY-13)	43,118.40	43,118.40	0.00	49,214.72	3,980.16	0.00	53,194.88
0000319812	*BUS OPERATOR	40,643.20	40,643.20	0.00	40,849.14	1,643.52	0.00	42,492.66
0000316268	*BUS OPERATOR	40,643.20	40,643.20	0.00	41,124.56	6,155.20	0.00	47,279.76
0000306623	DISPATCHER RADIO COMMUNICATION	48,588.80	48,588.80	0.00	48,799.04	3,901.12	1,868.80	54,568.96
0000319797	*MOBILITY OPERATOR	23,358.40	23,358.40	0.00	20,876.64	3,099.50	0.00	23,976.14
0000304851	*BUS OPERATOR	40,643.20	40,643.20	0.00	42,604.42	11,242.91	0.00	53,847.33
0000322159	*SERVICEPERSON I (A)	32,281.60	32,281.60	0.00	32,242.36	2,630.64	0.00	34,873.00
0000305500	SUPV RAIL LINE	48,048.00	48,048.00	0.00	48,221.26	4,406.58	5,289.90	57,917.74
0000326198	IT QUALITY ASSURANCE ANALYST	80,000.18	80,000.18	0.00	80,000.31	0.00	0.00	80,000.31
0000305856	REDUCED FARE REPRESENTATIVE	25,915.50	25,915.50	0.00	25,879.12	0.00	596.74	26,475.86
0000302325	*INSPECTOR	43,118.40	43,118.40	0.00	49,947.06	11,730.69	225.00	61,902.75
0000319776	SUPV RAIL LINE	44,033.60	48,048.00	4,014.40	44,033.60	2,222.85	3,387.20	49,643.65
0000305458	*MATERIAL CONTROLLER	42,369.60	42,369.60	0.00	40,224.74	45.85	0.00	40,270.59
0000313012	ARCHITECT VI	81,660.80	81,660.80	0.00	80,405.08	0.00	0.00	80,405.08
0000323024	*INSPECTOR	41,662.40	43,118.40	1,456.00	45,471.32	13,991.73	225.00	59,688.05
0000305520	TRANSIT POLICE SERGEANT (DATE LAST EMPLOYED 28-JUN-13)	65,936.00	65,936.00	0.00	69,264.50	24,274.38	4,564.80	98,103.68

## MARTOC REPORT

EE NUMBER	TITLE	FY 12	FY 13	DIFFERENCE	REGULAR	OVERTIME	OTHER	TOTAL
		BASE SALARY	BASE SALARY	+/-	EARNINGS	EARNINGS	EARNINGS	EARNINGS
0000306384	PROTECTIVE SPEC POLICE CADET (DATE LAST EMPLOYED 22-FEB-13)	28,704.00	28,704.00	0.00	20,113.50	3,777.75	2,020.60	25,911.85
0000311394	*JOURNEYMAN ET-RAIL CAR MAINT	43,804.80	43,804.80	0.00	43,949.57	31.59	225.00	44,206.16
0000302526	*RAIL STATION CLEANER	28,412.80	28,412.80	0.00	28,749.66	0.00	0.00	28,749.66
0000303973	*JOURNEYMAN ET-TRAIN CONTROL	43,804.80	43,804.80	0.00	47,898.32	16,300.50	225.00	64,423.82
0000305168	*BUS OPERATOR	40,643.20	40,643.20	0.00	44,661.00	10,355.67	0.00	55,016.67
0000323022	*JOURNEYMAN ET-TELEPHONE MAINT	43,804.80	43,804.80	0.00	45,729.15	12,873.03	225.00	58,827.18
0000323243	*BUS OPERATOR	37,606.40	40,643.20	3,036.80	41,548.84	9,259.64	0.00	50,808.48
0000305211	*MOBILITY OPERATOR	30,409.60	30,409.60	0.00	29,378.52	60.33	0.00	29,438.85
0000316274	*RAIL OPERATOR	40,643.20	40,643.20	0.00	32,625.94	1,807.65	0.00	34,433.59
0000321836	*BUS OPERATOR	40,643.20	40,643.20	0.00	41,960.90	4,177.15	0.00	46,138.05
0000323371	*BUS OPERATOR	37,606.40	40,643.20	3,036.80	42,213.14	4,793.96	0.00	47,007.10
0000303083	*BUS OPERATOR	40,643.20	40,643.20	0.00	42,292.74	11,015.79	0.00	53,308.53
0000326715	*BUS OPERATOR	28,454.40	31,491.20	3,036.80	32,803.37	5,265.88	0.00	38,069.25
0000327455	*BUS OPERATOR	28,454.40	31,491.20	3,036.80	30,987.56	5,140.22	0.00	36,127.78
0000303652	*BUS OPERATOR	40,643.20	40,643.20	0.00	39,192.68	2,070.86	0.00	41,263.54
0000322575	*RAIL STATION CLEANER	32,281.60	28,412.80	-3,868.80	30,298.84	2,867.86	0.00	33,166.70
0000316539	SUPV BUS TRANSPORTATION	48,048.00	48,048.00	0.00	49,595.70	5,567.11	1,339.80	56,502.61
0000328291	*BUS OPERATOR	31,491.20	31,491.20	0.00	20,612.89	1,389.49	54.31	22,056.69
0000302913	*MATERIAL CONTROLLER	34,008.00	38,064.00	4,056.00	37,371.59	93.70	0.00	37,465.29
0000320171	IT SERVICES ANALYST	56,439.24	56,439.24	0.00	56,222.43	0.00	2,677.26	58,899.69
0000322199	*JOURNEYMAN OVERHAULER	43,804.80	43,804.80	0.00	40,710.33	300.12	225.00	41,235.45
0000302935	TRANSIT POLICE OFFICER SR	54,787.20	54,787.20	0.00	54,945.24	4,741.22	4,978.26	64,664.72
0000327867	*BUS OPERATOR (DATE LAST EMPLOYED 21-JUN-13)	28,454.40	31,491.20	3,036.80	30,257.63	4,122.49	0.00	34,380.12
0000305244	*BUS OPERATOR	40,643.20	40,643.20	0.00	23,974.82	549.00	0.00	24,523.82
0000317644	*TRACK WALKER (DATE LAST EMPLOYED 10-JUL-13)	43,118.40	43,118.40	0.00	44,826.87	7,416.23	0.00	52,243.10
0000317666	GIS ANALYST III	63,557.26	71,276.14	7,718.88	64,657.93	0.00	977.83	65,635.76
0000305766	*AA INSPECTOR (DATE LAST EMPLOYED 01-JUN-13)	43,804.80	43,804.80	0.00	49,769.09	16,276.84	225.00	66,270.93
0000321158	SR COST ESTIMATOR	75,000.12	75,000.12	0.00	75,000.28	0.00	0.00	75,000.28
0000304215	DIR QA & CONFIG MGMT	103,392.12	124,070.44	20,678.32	100,609.16	0.00	14,183.31	114,792.47
0000305221	TRANSIT POLICE OFFICER SPECIAL	56,971.20	56,971.20	0.00	60,723.66	21,754.59	5,943.63	88,421.88
0000303721	*INSPECTOR	40,643.20	41,267.20	624.00	41,502.04	2,267.57	225.00	43,994.61
0000318898	*BUS OPERATOR	40,643.20	40,643.20	0.00	37,829.79	2,305.88	0.00	40,135.67
0000307098	*MOBILITY OPERATOR (DATE LAST EMPLOYED 01-JUN-13)	30,409.60	30,409.60	0.00	32,668.39	1,842.23	0.00	34,510.62
0000320167	*JOURNEYMAN ET-RADIO MAINT	43,804.80	43,804.80	0.00	43,765.30	1,405.78	561.96	45,733.04

## MARTOC REPORT

EE NUMBER	TITLE	FY 12	FY 13	DIFFERENCE	REGULAR	OVERTIME	OTHER	TOTAL
		BASE SALARY	BASE SALARY	+/-	EARNINGS	EARNINGS	EARNINGS	EARNINGS
0000320856	*SERVICEPERSON I (A)	32,281.60	32,281.60	0.00	32,964.04	3,352.32	0.00	36,316.36
0000322926	*BUS OPERATOR	40,643.20	40,643.20	0.00	41,959.22	1,735.30	0.00	43,694.52
0000302242	SUPT RAIL LINE	62,804.56	62,804.56	0.00	62,804.89	0.00	7,311.13	70,116.02
0000323512	*BUS OPERATOR	37,606.40	40,643.20	3,036.80	39,644.44	3,991.74	0.00	43,636.18
0000324863	*BUS OPERATOR	28,454.40	31,491.20	3,036.80	31,724.12	2,837.14	0.00	34,561.26
0000303117	DATABASE ADMINISTRATOR II	43,804.80	59,612.54	15,807.74	54,418.06	711.69	2,934.78	58,064.53
0000303537	*CUSTOMER INFORMATION OPERATOR	31,699.20	31,699.20	0.00	31,382.97	1,120.14	0.00	32,503.11
0000320663	*BUS OPERATOR	37,606.40	40,643.20	3,036.80	41,721.19	3,703.73	0.00	45,424.92
0000314571	DISPATCHER RADIO COMMUNICATION	48,588.80	48,588.80	0.00	48,787.36	2,990.08	0.00	51,777.44
0000323019	*BUS OPERATOR	40,643.20	40,643.20	0.00	41,258.43	1,130.32	0.00	42,388.75
0000316942	OFFICE ADMINISTRATOR II	55,000.14	55,000.14	0.00	55,000.32	0.00	1,057.70	56,058.02
0000302942	SUPV BUS TRANSPORTATION	48,048.00	48,048.00	0.00	48,163.50	12,899.05	2,186.88	63,249.43
0000302355	*INSPECTOR	43,118.40	43,118.40	0.00	44,856.47	14,497.01	225.00	59,578.48
0000302127	*JOURNEYMAN ET-RAIL CAR MAINT	43,804.80	43,804.80	0.00	46,555.75	8,221.32	225.00	55,002.07
0000327764	CONTRACT PROFESSIONAL (DATE LAST EMPLOYED 11-JUL-13)	0.00	0.00	0.00	58,500.00	0.00	0.00	58,500.00
0000302135	*JOURNEYMAN SUPPORT EQUIPMENT	43,804.80	43,804.80	0.00	44,360.27	860.85	225.00	45,446.12
0000306416	*BUS OPERATOR	40,643.20	40,643.20	0.00	42,434.06	1,325.76	0.00	43,759.82
0000328739	BUS MECH ELEC ENGINEER	68,041.22	68,041.22	0.00	68,041.34	0.00	0.00	68,041.34
0000320832	*BUS OPERATOR	40,643.20	40,643.20	0.00	38,691.07	1,724.67	0.00	40,415.74
0000322735	MGR SYSTEMS ENGINEERING	93,994.16	93,994.16	0.00	93,995.06	0.00	0.00	93,995.06
0000315140	MGR ACCOUNTING	81,876.86	81,876.86	0.00	81,877.23	0.00	3,149.11	85,026.34
0000315066	*BUS OPERATOR	40,643.20	40,643.20	0.00	42,356.81	8,545.51	0.00	50,902.32
0000319681	IT ANALYST	64,638.86	64,638.86	0.00	64,059.29	0.00	0.00	64,059.29
0000328834	*BUS OPERATOR	28,454.40	28,454.40	0.00	20,814.99	4,144.50	0.00	24,959.49
0000322512	*HOSTLER JUNIOR APPRENTICE	32,281.60	34,008.00	1,726.40	35,683.73	7,043.13	0.00	42,726.86
0000320422	*SERVICEPERSON I (A)	29,182.40	32,281.60	3,099.20	30,817.99	266.94	0.00	31,084.93
0000302256	SUPV BUS MAINTENANCE	57,449.60	57,449.60	0.00	57,504.84	9,653.19	5,910.68	73,068.71
0000302550	RAIL SERVICES CONTROLLER	48,880.00	50,440.00	1,560.00	50,904.50	5,380.00	3,492.00	59,776.50
0000302643	*BUS OPERATOR	40,643.20	40,643.20	0.00	43,648.79	34,308.77	0.00	77,957.56
0000327459	*RAIL OPERATOR	28,454.40	31,491.20	3,036.80	31,337.24	5,993.25	0.00	37,330.49
0000318736	*BUS OPERATOR	40,643.20	40,643.20	0.00	36,951.87	7,706.05	0.00	44,657.92
0000305368	CONTRACT PROFESSIONAL	0.00	0.00	0.00	52,650.00	12,433.50	0.00	65,083.50
0000303760	DIVISION DISPATCHER	48,588.80	48,588.80	0.00	49,254.56	14,577.81	5,606.40	69,438.77
0000303367	*MATERIAL CONTROLLER LEAD (DATE LAST EMPLOYED 01-MAY-13)	42,369.60	43,659.20	1,289.60	40,213.29	697.80	0.00	40,911.09
0000303724	*JOURNEYMAN RAIL CAR MECHANIC	43,804.80	43,804.80	0.00	45,270.02	2,621.98	225.00	48,117.00



## MARTOC REPORT

EE NUMBER	TITLE	FY 12 BASE SALARY	FY 13 BASE SALARY	DIFFERENCE +/-	REGULAR EARNINGS	OVERTIME EARNINGS	OTHER EARNINGS	TOTAL EARNINGS
0000316111	*BUS OPERATOR	40,643.20	40,643.20	0.00	39,877.78	2,927.64	0.00	42,805.42
0000302826	*JOURNEYMAN RAIL CAR MECHANIC	43,804.80	43,804.80	0.00	50,746.69	3,696.03	225.00	54,667.72
0000303213	*JOURNEYMAN ET-TRAIN CONTROL	43,804.80	43,804.80	0.00	45,176.33	6,278.54	225.00	51,679.87
0000328469	*INSPECTOR	39,603.20	40,206.40	603.20	40,016.91	1,823.15	0.00	41,840.06
0000322579	SUPV PARKING SERVICES	28,957.50	28,957.50	0.00	29,106.17	2,628.54	2,784.38	34,519.09
0000304778	*BUS OPERATOR	40,643.20	40,643.20	0.00	44,579.88	30,300.00	0.00	74,879.88
0000315741	(DATE LAST EMPLOYED 01-JUN-13) *RAIL STATION CLEANER	28,412.80	28,412.80	0.00	28,708.70	5,726.99	109.28	34,544.97
0000328832	*BUS OPERATOR	28,454.40	28,454.40	0.00	27,280.67	2,699.29	0.00	29,979.96
0000315202	FOREMAN TRAIN CONTROL	52,520.00	52,520.00	0.00	54,590.50	27,371.00	0.00	81,961.50
0000303699	*BUS OPERATOR	40,643.20	40,643.20	0.00	42,090.98	4,342.21	0.00	46,433.19
0000320676	SVC DESK SUPPORT AGENT	41,905.50	41,905.50	0.00	41,905.56	805.88	4,742.85	47,454.29
0000305187	*JOURNEYMAN ET-RADIO MAINT	43,804.80	43,804.80	0.00	46,879.95	7,966.10	225.00	55,071.05
0000306170	*MOBILITY OPERATOR	30,409.60	30,409.60	0.00	30,270.76	4,468.31	0.00	34,739.07
0000323534	TRANSIT POLICE OFFICER SR	46,841.60	48,713.60	1,872.00	49,982.59	12,815.84	1,779.92	64,578.35
0000305204	*BUS OPERATOR	40,643.20	40,643.20	0.00	45,549.12	46,467.51	0.00	92,016.63
0000320321	*RAIL STATION CLEANER	28,412.80	28,412.80	0.00	29,149.22	1,926.06	0.00	31,075.28
0000324726	*BUS OPERATOR	34,548.80	37,606.40	3,057.60	32,548.33	2,051.37	0.00	34,599.70
0000303197	*AA INSPECTOR	43,804.80	43,804.80	0.00	45,840.12	8,079.23	225.00	54,144.35
0000319162	*MOBILITY OPERATOR	24,564.80	26,083.20	1,518.40	25,785.41	499.36	0.00	26,284.77
0000306290	TRANSIT POLICE LIEUTENANT	80,308.80	80,308.80	0.00	82,007.65	12,094.63	2,007.72	96,110.00
0000320776	CONTRACT EMP ADMIN SUPPORT	0.00	0.00	0.00	34,539.50	2,934.62	0.00	37,474.12
0000304416	*RAIL STATION CLEANER	28,412.80	28,412.80	0.00	31,150.41	4,656.36	0.00	35,806.77
0000327869	CJIT-CALL TAKER	33,696.00	29,827.20	-3,868.80	31,182.33	3,347.66	0.00	34,529.99
0000314918	DISPATCHER-RAIL TRANSPORTATION	48,048.00	48,048.00	0.00	48,336.76	10,083.18	1,108.80	59,528.74
0000303695	*BUS OPERATOR	40,643.20	40,643.20	0.00	42,314.91	3,220.42	644.43	46,179.76
0000322148	SUPV BUS MAINTENANCE	52,104.00	52,104.00	0.00	52,554.91	6,300.16	0.00	58,855.07
0000304229	PARKING SERVICES REP	22,483.50	22,483.50	0.00	22,495.17	43.25	1,297.14	23,835.56
0000326275	*MOBILITY OPERATOR	23,358.40	24,564.80	1,206.40	22,887.03	3,005.04	0.00	25,892.07
0000311602	*BUS OPERATOR	40,643.20	40,643.20	0.00	24,300.97	294.89	0.00	24,595.86
0000302994	*DATA SYSTEM CLAIMS CLERK	31,699.20	31,699.20	0.00	34,011.87	0.00	0.00	34,011.87
0000330150	TRANSIT POLICE OFFICER SR	48,713.60	48,713.60	0.00	16,862.40	6,077.49	0.00	22,939.89
0000305926	TRANSIT POLICE OFFICER SR	54,787.20	54,787.20	0.00	55,682.76	4,356.01	790.20	60,828.97
0000317199	TRANSIT POLICE SERGEANT	58,614.40	60,964.80	2,350.40	65,346.14	33,192.86	0.00	98,539.00
0000318415	*JOURNEYMAN ELEC POWER ELECT	41,392.00	42,390.40	998.40	43,761.83	15,377.63	225.00	59,364.46

## MARTOC REPORT

EE NUMBER	TITLE	FY 12	FY 13	DIFFERENCE	REGULAR	OVERTIME	OTHER	TOTAL
		BASE SALARY	BASE SALARY	+/-	EARNINGS	EARNINGS	EARNINGS	EARNINGS
0000329789	CONTRACT PROFESSIONAL	58,500.00	58,500.00	0.00	32,670.00	0.00	0.00	32,670.00
0000319324	MGR COMMUNICATIONS (DATE LAST EMPLOYED 12-JUL-13)	78,000.00	78,000.00	0.00	72,600.00	0.00	7,500.00	80,100.00
0000305490	SR COST ANALYST (DATE LAST EMPLOYED 01-JUN-13)	77,072.06	77,072.06	0.00	69,661.55	0.00	7,415.52	77,077.07
0000302850	*BUS OPERATOR	40,643.20	40,643.20	0.00	40,624.81	2,603.12	0.00	43,227.93
0000322332	*JOURNEYMAN SUPPORT EQUIPMENT	41,080.00	41,392.00	312.00	41,298.00	2,768.41	225.00	44,291.41
0000304849	FOREMAN BUILDINGS SUPP EQUIP	56,680.00	56,680.00	0.00	56,680.00	2,670.50	6,540.00	65,890.50
0000323208	TRANSIT POLICE OFFICER SR	48,713.60	50,668.80	1,955.20	47,625.10	22,229.74	8,426.99	78,281.83
0000304262	CONTRACT PROFESSIONAL	0.00	0.00	0.00	29,465.05	1,000.32	0.00	30,465.37
0000320210	*BUS OPERATOR	40,643.20	40,643.20	0.00	42,638.91	2,779.66	0.00	45,418.57
0000305643	*BUS OPERATOR	40,643.20	40,643.20	0.00	40,183.49	757.27	0.00	40,940.76
0000303025	*AA INSPECTOR (DATE LAST EMPLOYED 01-FEB-13)	43,804.80	43,804.80	0.00	35,051.73	3,585.49	225.00	38,862.22
0000305115	CUSTOMER CARE REP (DATE LAST EMPLOYED 01-MAY-13)	40,989.00	40,989.00	0.00	30,642.35	0.00	3,153.00	33,795.35
0000303539	TRANSIT POLICE OFFICER SR (DATE LAST EMPLOYED 19-FEB-13)	54,787.20	54,787.20	0.00	36,678.45	14,994.06	6,861.57	58,534.08
0000302116	RAIL SERVICES CONTROLLER	58,884.80	58,884.80	0.00	59,054.66	1,373.06	6,228.20	66,655.92
0000321480	*BUS OPERATOR	40,643.20	40,643.20	0.00	43,590.21	7,826.24	0.00	51,416.45
0000322221	*RAIL STATION CLEANER	28,412.80	28,412.80	0.00	28,763.32	3,483.31	0.00	32,246.63
0000315198	TRANSIT POLICE SERGEANT	60,964.80	63,398.40	2,433.60	64,214.89	7,715.29	1,219.20	73,149.38
0000303499	TRANSIT POLICE OFFICER SPECIAL	56,971.20	56,971.20	0.00	58,806.36	34,223.93	3,834.60	96,864.89
0000304381	*BUS OPERATOR	40,643.20	40,643.20	0.00	23,975.28	109.04	0.00	24,084.32
0000326778	*MOBILITY OPERATOR	23,358.40	24,564.80	1,206.40	25,163.25	11,340.95	0.00	36,504.20
0000320950	SR ASSOCIATE COUNSEL	92,668.94	92,668.94	0.00	89,817.78	0.00	2,494.94	92,312.72
0000304580	GEN SUPT BUS MAINT (DATE LAST EMPLOYED 01-APR-13)	81,343.60	81,343.60	0.00	64,136.71	0.00	14,013.26	78,149.97
0000304422	SUPV BUS TRANSPORTATION	48,048.00	48,048.00	0.00	48,510.00	10,547.46	3,973.20	63,030.66
0000328459	*JOURNEYMAN AUTOMOTIVE TECH	39,603.20	41,392.00	1,788.80	41,240.41	2,196.02	0.00	43,436.43
0000322992	TRANSIT POLICE OFFICER SR	46,841.60	48,713.60	1,872.00	54,763.56	17,161.03	0.00	71,924.59
0000320485	*BUS OPERATOR	40,643.20	40,643.20	0.00	40,321.53	2,476.78	0.00	42,798.31
0000306168	GEN FOREMAN BLDGS & GROUNDS	67,847.00	67,847.00	0.00	67,847.08	0.00	5,295.01	73,142.09
0000303390	*SERVICEPERSON I	31,824.00	31,824.00	0.00	34,582.12	6,603.90	0.00	41,186.02
0000306471	*JOURNEYMAN ET-RADIO MAINT	43,804.80	43,804.80	0.00	46,717.14	513.37	225.00	47,455.51
0000303888	*RAIL OPERATOR	40,643.20	40,643.20	0.00	40,702.85	24,251.60	0.00	64,954.45
0000304830	*JOURNEYMAN ET-RAIL CAR MAINT	43,804.80	43,804.80	0.00	45,685.48	2,653.56	393.48	48,732.52
0000329430	REVENUE OPERATIONS ANALYST II	51,304.50	51,304.50	0.00	35,518.56	0.00	0.00	35,518.56
0000305214	*BUS OPERATOR	40,643.20	40,643.20	0.00	42,687.69	13,375.17	0.00	56,062.86
0000305880	*RAIL OPERATOR	40,643.20	40,643.20	0.00	44,003.55	18,498.90	0.00	62,502.45

## MARTOC REPORT

EE NUMBER	TITLE	FY 12	FY 13	DIFFERENCE	REGULAR	OVERTIME	OTHER	TOTAL
		BASE SALARY	BASE SALARY	+/-	EARNINGS	EARNINGS	EARNINGS	EARNINGS
0000320584	*MATERIAL CONTROLLER	42,369.60	42,369.60	0.00	43,071.44	519.47	0.00	43,590.91
0000304714	MAINTENANCE PLANNER BUS	52,686.40	52,686.40	0.00	50,112.74	4,711.38	0.00	54,824.12
0000317775	*BUS OPERATOR	40,643.20	40,643.20	0.00	39,806.16	3,237.69	0.00	43,043.85
0000316824	*REPROGRAPHICS SPEC III	42,515.20	42,515.20	0.00	43,363.39	145.64	0.00	43,509.03
0000305276	OFFICE ADMINISTRATOR II (DATE LAST EMPLOYED 31-JAN-13)	53,371.24	53,371.24	0.00	29,149.14	0.00	7,134.29	36,283.43
0000328479	*BUS OPERATOR	31,491.20	31,491.20	0.00	25,070.01	2,093.94	0.00	27,163.95
0000304022	*REVENUE AGENT	41,308.80	41,308.80	0.00	42,932.71	4,252.55	0.00	47,185.26
0000303124	*BUS OPERATOR	40,643.20	40,643.20	0.00	39,379.53	2,095.72	0.00	41,475.25
0000315243	*BUS OPERATOR	40,643.20	40,643.20	0.00	43,790.91	10,967.42	0.00	54,758.33
0000322131	*BUS OPERATOR	40,643.20	40,643.20	0.00	42,439.20	7,363.13	0.00	49,802.33
0000302470	SUPT BUS TRANSPORTATION	69,235.40	69,235.40	0.00	69,235.40	0.00	6,657.25	75,892.65
0000302366	*BUS OPERATOR	40,643.20	40,643.20	0.00	42,091.67	2,727.38	0.00	44,819.05
0000327907	AGM INTERNAL AUDIT (DATE LAST EMPLOYED 05-APR-13)	150,000.24	150,000.24	0.00	121,154.18	0.00	12,790.79	133,944.97
0000323415	*BUS OPERATOR	37,606.40	40,643.20	3,036.80	41,823.08	2,479.56	0.00	44,302.64
0000320655	*BUS OPERATOR	40,643.20	40,643.20	0.00	37,842.87	4,748.32	0.00	42,591.19
0000303099	*BUS OPERATOR	40,643.20	40,643.20	0.00	42,030.61	4,192.07	0.00	46,222.68
0000316471	*BUS OPERATOR	37,606.40	40,643.20	3,036.80	39,499.10	3,432.74	0.00	42,931.84
0000323657	*BUS OPERATOR	37,606.40	40,643.20	3,036.80	40,252.54	3,828.63	0.00	44,081.17
0000303178	*BUS OPERATOR	40,643.20	40,643.20	0.00	38,079.02	3,059.84	159.65	41,298.51
0000314819	*BUS OPERATOR	40,643.20	40,643.20	0.00	43,222.06	1,919.06	0.00	45,141.12
0000305553	ARCHITECT IV (DATE LAST EMPLOYED 01-JAN-13)	63,576.76	63,576.76	0.00	31,788.97	0.00	7,186.49	38,975.46
0000322038	*MOBILITY OPERATOR (DATE LAST EMPLOYED 14-FEB-13)	27,414.40	28,766.40	1,352.00	20,126.52	1,691.85	0.00	21,818.37
0000321978	RIDESTORE ASSISTANT	29,035.50	29,035.50	0.00	29,467.42	5,717.87	1,116.76	36,302.05
0000321040	*JOURNEYMAN RAIL CAR MECHANIC	39,603.20	43,804.80	4,201.60	43,984.36	7,354.81	225.00	51,564.17
0000314232	DIR ENTERPRISE TECHNOLOGY	99,619.00	101,000.12	1,381.12	100,894.00	0.00	5,179.50	106,073.50
0000316314	RAIL SERVICES CONTROLLER	55,120.00	57,720.00	2,600.00	56,966.88	5,775.89	2,848.50	65,591.27
0000302005	*BUS OPERATOR	40,643.20	40,643.20	0.00	37,965.07	2,723.32	0.00	40,688.39
0000320314	*RAIL STATION CLEANER	28,412.80	28,412.80	0.00	28,220.36	1,147.44	0.00	29,367.80
0000328461	*INSPECTOR	39,603.20	40,206.40	603.20	40,397.77	6,125.00	0.00	46,522.77
0000306423	*JOURNEYMAN ET-RAIL CAR MAINT	43,804.80	43,804.80	0.00	44,939.75	1,034.59	225.00	46,199.34
0000302352	*TRACK WALKER	43,118.40	43,118.40	0.00	38,511.64	3,436.04	0.00	41,947.68
0000306200	PERFORMANCE ANALYST	64,639.12	64,639.12	0.00	64,639.47	0.00	4,972.27	69,611.74
0000319718	AUDITOR III	57,720.78	57,720.78	0.00	57,721.05	0.00	4,662.08	62,383.13
0000314986	*APPRENTICE MECHANIC	36,920.00	39,603.20	2,683.20	37,783.66	40.78	0.00	37,824.44

## MARTOC REPORT

EE NUMBER	TITLE	FY 12	FY 13	DIFFERENCE	REGULAR	OVERTIME	OTHER	TOTAL
		BASE SALARY	BASE SALARY	+/-	EARNINGS	EARNINGS	EARNINGS	EARNINGS
0000305467	*JOURNEYMAN ET-COMPUTER MAINT	43,804.80	43,804.80	0.00	44,586.66	2,751.54	225.00	47,563.20
0000329112	MATERIAL INVENTORY CONTROL PLN	50,280.36	50,280.36	0.00	43,511.96	0.00	0.00	43,511.96
0000303708	*BUS OPERATOR	40,643.20	40,643.20	0.00	42,233.59	8,607.62	0.00	50,841.21
0000320105	TRANSIT POLICE OFFICER SR	50,668.80	52,686.40	2,017.60	52,800.30	29,423.84	1,461.60	83,685.74
0000324897	MGR EXEC OFFICE ADMINISTRATION	85,930.26	85,930.26	0.00	85,930.53	0.00	3,587.05	89,517.58
0000303175	*MATERIAL CONTROLLER	42,369.60	42,369.60	0.00	42,394.19	297.93	0.00	42,692.12
0000305510	SUPV BUS TRANSPORTATION	52,790.40	52,790.40	0.00	55,569.51	15,070.65	0.00	70,640.16
0000328145	ARCHITECT IV	65,887.12	65,887.12	0.00	65,887.74	0.00	0.00	65,887.74
0000315242	TRANSIT POLICE OFFICER SPECIAL	56,971.20	56,971.20	0.00	59,080.28	27,824.94	4,519.35	91,424.57
0000303956	*TRACK MAINTAINER	43,118.40	43,118.40	0.00	48,195.53	12,212.71	0.00	60,408.24
0000304614	*CUSTOMER INFORMATION OPERATOR (DATE LAST EMPLOYED 22-FEB-13)	31,699.20	31,699.20	0.00	25,849.64	2,526.04	0.00	28,375.68
0000306551	*JOURNEYMAN PAINTER	43,804.80	43,804.80	0.00	40,206.19	1,848.03	225.00	42,279.22
0000303198	*BUS OPERATOR	40,643.20	40,643.20	0.00	45,031.58	31,391.55	0.00	76,423.13
0000303788	CONTRACT PROFESSIONAL	0.00	0.00	0.00	113,400.00	0.00	0.00	113,400.00
0000323736	*SERVICEPERSON IV	34,008.00	34,008.00	0.00	31,965.20	49.05	0.00	32,014.25
0000304979	*JOURNEYMAN AUTOMOTIVE TECH	43,804.80	43,804.80	0.00	44,655.09	6,460.16	225.00	51,340.25
0000324186	*SERVICEPERSON IV	34,008.00	34,008.00	0.00	34,836.48	6,075.60	0.00	40,912.08
0000327973	*INSPECTOR	39,603.20	40,643.20	1,040.00	38,774.23	4,201.57	225.00	43,200.80
0000304128	SR DIR TREAS CAP PRG TREASURER	110,485.18	110,485.18	0.00	110,485.56	0.00	4,249.44	114,735.00
0000305163	*JOURNEYMAN BODY REPAIR	43,804.80	43,804.80	0.00	45,704.55	0.00	225.00	45,929.55
0000303479	*BUS OPERATOR	40,643.20	40,643.20	0.00	31,565.49	131.91	0.00	31,697.40
0000315025	*RAIL STATION CLEANER	28,412.80	28,412.80	0.00	27,588.57	655.68	0.00	28,244.25
0000316222	*JOURNEYMAN MACHINIST	43,804.80	43,804.80	0.00	45,555.36	13,101.96	225.00	58,882.32
0000323708	*BUS OPERATOR	37,606.40	40,643.20	3,036.80	38,854.72	2,457.63	0.00	41,312.35
0000304301	*BUS OPERATOR	40,643.20	40,643.20	0.00	43,251.26	6,905.31	0.00	50,156.57
0000330526	CHF FINANCIAL OFFICER	230,000.16	230,000.16	0.00	41,307.73	0.00	0.00	41,307.73
0000315747	TRANSIT POLICE OFFICER SR	54,787.20	54,787.20	0.00	55,037.43	10,114.62	2,581.32	67,733.37
0000324011	CRIMINAL JUSTICE INFO TECH REC	29,827.20	29,827.20	0.00	30,173.95	1,419.74	344.16	31,937.85
0000305695	TRANSIT SERVICE SPECIALIST	35,470.50	35,470.50	0.00	35,470.61	218.29	2,182.82	37,871.72
0000327739	CONTRACT EMP ADMIN SUPPORT	0.00	0.00	0.00	27,208.00	24.00	0.00	27,232.00
0000327639	SR ASSOCIATE COUNSEL	93,000.18	93,000.18	0.00	93,000.34	0.00	0.00	93,000.34
0000321619	*BUS OPERATOR	40,643.20	40,643.20	0.00	40,737.85	2,172.27	0.00	42,910.12
0000329229	CONTRACT SPECIALIST II (DATE LAST EMPLOYED 27-DEC-12)	62,750.22	62,750.22	0.00	21,254.66	0.00	804.82	22,059.48
0000305674	SUPV PARKING SERVICES	34,144.50	34,144.50	0.00	34,144.62	1,146.94	3,116.80	38,408.36
0000324947	*JOURNEYMAN ET-RADIO MAINT	43,804.80	43,804.80	0.00	46,455.75	6,177.84	225.00	52,858.59

## MARTOC REPORT

EE NUMBER	TITLE	FY 12	FY 13	DIFFERENCE	REGULAR	OVERTIME	OTHER	TOTAL
		BASE SALARY	BASE SALARY	+/-	EARNINGS	EARNINGS	EARNINGS	EARNINGS
0000304146	*RAIL OPERATOR	40,643.20	40,643.20	0.00	44,991.31	17,074.42	0.00	62,065.73
0000320976	TRANSIT POLICE OFFICER SPECIAL	52,686.40	54,787.20	2,100.80	51,168.48	13,526.77	7,892.70	72,587.95
0000302972	*REPROGRAPHICS SPEC I (DATE LAST EMPLOYED 25-JUL-13)	29,889.60	29,889.60	0.00	31,862.39	0.00	0.00	31,862.39
0000304855	*BUS OPERATOR	40,643.20	40,643.20	0.00	25,865.67	5,831.05	0.00	31,696.72
0000323713	*BUS OPERATOR	37,606.40	40,643.20	3,036.80	35,281.04	5,596.34	0.00	40,877.38
0000304643	CJIT-POLICE DISPATCHER	33,696.00	33,696.00	0.00	33,689.70	19,288.16	3,952.80	56,930.66
0000320362	*RAIL STATION CLEANER	28,412.80	28,412.80	0.00	29,382.54	2,930.07	0.00	32,312.61
0000314987	*MOBILITY OPERATOR	30,409.60	30,409.60	0.00	31,217.15	18,180.59	0.00	49,397.74
0000317428	*SERVICEPERSON I	31,824.00	31,824.00	0.00	32,932.97	2,082.72	0.00	35,015.69
0000304080	*RAIL STATION CLEANER	28,412.80	28,412.80	0.00	28,899.92	163.92	0.00	29,063.84
0000323656	*BUS OPERATOR	37,606.40	40,643.20	3,036.80	33,888.31	7,423.84	0.00	41,312.15
0000318787	*JOURNEYMAN RAIL CAR MECHANIC	39,603.20	41,392.00	1,788.80	41,118.98	4,037.15	0.00	45,156.13
0000305463	*BUS OPERATOR	40,643.20	40,643.20	0.00	43,977.19	10,670.20	0.00	54,647.39
0000305627	*BUS OPERATOR	40,643.20	40,643.20	0.00	44,174.11	14,165.36	0.00	58,339.47
0000326726	*BUS OPERATOR	31,491.20	34,548.80	3,057.60	33,969.52	3,938.11	0.00	37,907.63
0000305555	SUPV MOBILITY TRANSPORTATION	42,723.20	42,723.20	0.00	43,226.45	1,901.03	0.00	45,127.48
0000329219	*SERVICEPERSON I (A)	30,846.40	30,846.40	0.00	22,248.74	210.45	0.00	22,459.19
0000323123	QA ENGINEER	73,759.92	73,759.92	0.00	72,341.67	0.00	2,458.68	74,800.35
0000322930	SUPV BUS TRANSPORTATION	48,048.00	48,048.00	0.00	48,232.80	1,732.50	0.00	49,965.30
0000305425	SPECIFICATIONS TECH SPECIALIST	56,906.46	56,906.46	0.00	50,122.28	0.00	14,445.51	64,567.79
0000308759	MATERIALS PERFORMANCE ANALYST	50,280.36	50,280.36	0.00	50,280.55	0.00	1,740.48	52,021.03
0000321365	*RAIL OPERATOR	40,643.20	40,643.20	0.00	42,996.09	33,070.04	0.00	76,066.13
0000306246	TRANSIT POLICE OFFICER SR	54,787.20	54,787.20	0.00	55,853.97	14,519.95	4,214.40	74,588.32
0000305424	*RAIL OPERATOR (DATE LAST EMPLOYED 29-MAR-13)	40,643.20	40,643.20	0.00	37,344.12	21,451.32	0.00	58,795.44
0000321039	*SERVICEPERSON I (A)	32,281.60	32,281.60	0.00	34,194.00	1,775.10	0.00	35,969.10
0000329157	*MOBILITY OPERATOR	23,358.40	23,358.40	0.00	17,232.45	4,459.74	0.00	21,692.19
0000304103	TRANSIT POLICE LIEUTENANT	74,609.60	80,308.80	5,699.20	81,091.26	19,353.86	4,247.10	104,692.22
0000304930	*MATERIAL CONTROLLER	42,369.60	42,369.60	0.00	43,234.41	2,215.28	0.00	45,449.69
0000305118	*SERVICEPERSON I	32,281.60	31,824.00	-457.60	32,944.25	3,589.28	0.00	36,533.53
0000305372	*BUS OPERATOR	40,643.20	40,643.20	0.00	43,455.89	6,429.93	0.00	49,885.82
0000305006	*BUS OPERATOR	40,643.20	40,643.20	0.00	37,458.71	5,478.50	0.00	42,937.21
0000304876	*AA INSPECTOR	43,804.80	43,804.80	0.00	44,876.24	4,012.00	225.00	49,113.24
0000328134	TRANSIT POLICE OFFICER SR	38,500.80	40,040.00	1,539.20	39,879.22	20,476.14	1,021.74	61,377.10
0000304383	TRANSIT POLICE OFFICER SR	54,787.20	54,787.20	0.00	48,650.00	7,269.85	9,482.40	65,402.25

## MARTOC REPORT

EE NUMBER	TITLE	FY 12	FY 13	DIFFERENCE	REGULAR	OVERTIME	OTHER	TOTAL
		BASE SALARY	BASE SALARY	+/-	EARNINGS	EARNINGS	EARNINGS	EARNINGS
0000316163	SUPPORT ANALYST II	46,882.68	46,882.68	0.00	38,908.51	0.00	0.00	38,908.51
0000323616	*BUS OPERATOR	37,606.40	40,643.20	3,036.80	40,475.37	7,356.99	0.00	47,832.36
0000302059	*BUS OPERATOR	40,643.20	40,643.20	0.00	41,077.49	5,687.69	0.00	46,765.18
0000304440	*JOURNEYMAN ELEC POWER ELECT	43,804.80	43,804.80	0.00	45,081.57	6,144.33	225.00	51,450.90
0000303138	*BUS OPERATOR	40,643.20	40,643.20	0.00	42,712.84	14,738.35	0.00	57,451.19
0000302554	*DYNAMOMETER OPERATOR	43,804.80	43,804.80	0.00	44,107.54	3,806.65	225.00	48,139.19
0000321899	*BUS OPERATOR	40,643.20	40,643.20	0.00	39,156.66	4,389.53	0.00	43,546.19
0000304343	SR COST ANALYST	76,958.18	76,958.18	0.00	76,958.46	0.00	8,880.60	85,839.06
0000323447	AGM BUS OPERATIONS (DATE LAST EMPLOYED 14-FEB-13)	180,000.08	180,000.08	0.00	166,154.00	0.00	9,295.39	175,449.39
0000320430	*MOBILITY OPERATOR	26,083.20	27,414.40	1,331.20	24,425.43	557.18	0.00	24,982.61
0000306252	*BUS OPERATOR	40,643.20	40,643.20	0.00	40,932.69	1,319.04	0.00	42,251.73
0000318743	*SERVICEPERSON IV	34,008.00	34,008.00	0.00	34,761.05	1,410.20	0.00	36,171.25
0000306507	*BUS OPERATOR	40,643.20	40,643.20	0.00	43,202.57	17,391.31	0.00	60,593.88
0000327864	*BUS OPERATOR	28,454.40	31,491.20	3,036.80	30,598.71	4,004.44	0.00	34,603.15
0000306241	SR EVALUATION ANALYST	62,700.30	62,700.30	0.00	62,700.41	0.00	8,826.28	71,526.69
0000320693	*APPRENTICE MECHANIC	36,920.00	39,603.20	2,683.20	38,271.58	26.63	0.00	38,298.21
0000316478	*STATION AGENT	37,169.60	37,169.60	0.00	38,197.14	603.15	0.00	38,800.29
0000302896	*BUS OPERATOR	40,643.20	40,643.20	0.00	42,749.10	17,556.85	0.00	60,305.95
0000326533	*MOBILITY OPERATOR	23,358.40	24,564.80	1,206.40	24,707.78	1,141.23	0.00	25,849.01
0000317448	TRANSIT POLICE OFFICER SR	50,668.80	52,686.40	2,017.60	52,372.92	6,821.02	4,559.40	63,753.34
0000321307	*RAIL STATION CLEANER	28,412.80	28,412.80	0.00	29,156.07	1,490.65	0.00	30,646.72
0000303347	*JOURNEYMAN BODY REPAIR	43,804.80	43,804.80	0.00	44,619.27	0.00	225.00	44,844.27
0000302037	*BUS OPERATOR	40,643.20	40,643.20	0.00	42,735.04	8,268.50	0.00	51,003.54
0000306092	*BUS OPERATOR	40,643.20	40,643.20	0.00	43,833.20	13,507.44	0.00	57,340.64
0000305274	*STATION AGENT	37,169.60	37,169.60	0.00	38,182.05	6,942.53	0.00	45,124.58
0000322334	*INSPECTOR	43,118.40	43,118.40	0.00	43,923.48	1,127.22	225.00	45,275.70
0000302492	*REVENUE AGENT	41,308.80	41,308.80	0.00	40,221.85	1,452.29	0.00	41,674.14
0000302718	MGR CRIMINAL JUSTICE COMM/RECD	74,603.10	74,603.10	0.00	70,433.22	0.00	11,324.40	81,757.62
0000305660	*JOURNEYMAN ET-TRAIN CONTROL	43,804.80	43,804.80	0.00	46,193.85	21,331.18	225.00	67,750.03
0000321835	*RAIL OPERATOR	40,643.20	40,643.20	0.00	42,462.79	8,446.96	0.00	50,909.75
0000303469	*RAIL OPERATOR (DATE LAST EMPLOYED 21-MAR-13)	40,643.20	40,643.20	0.00	35,778.98	11,414.03	0.00	47,193.01
0000302269	INTERNAL COMM OUTREACH COORD	60,000.20	60,000.20	0.00	60,000.20	0.00	2,076.93	62,077.13
0000315068	*MOBILITY OPERATOR	30,409.60	30,409.60	0.00	31,020.01	762.12	233.92	32,016.05
0000303087	ACCOUNTING SPECIALIST III	36,972.00	43,738.50	6,766.50	40,875.80	0.00	3,651.73	44,527.53
0000315331	*SERVICEPERSON I	31,824.00	31,824.00	0.00	32,046.17	2,306.50	122.40	34,475.07

## MARTOC REPORT

EE NUMBER	TITLE	FY 12	FY 13	DIFFERENCE	REGULAR	OVERTIME	OTHER	TOTAL
		BASE SALARY	BASE SALARY	+/-	EARNINGS	EARNINGS	EARNINGS	EARNINGS
0000302280	*BUS OPERATOR	40,643.20	40,643.20	0.00	42,128.25	10,492.98	0.00	52,621.23
0000319268	TRANSIT POLICE OFFICER SR	52,686.40	54,787.20	2,100.80	54,910.85	15,074.39	2,309.84	72,295.08
0000303475	*SERVICEPERSON IV (DATE LAST EMPLOYED 15-JUL-13)	34,008.00	34,008.00	0.00	34,949.11	3,402.92	0.00	38,352.03
0000329926	CONTRACT PROFESSIONAL	68,250.00	68,250.00	0.00	30,975.00	0.00	0.00	30,975.00
0000327782	PARALEGAL	42,510.00	42,510.00	0.00	42,510.00	0.00	0.00	42,510.00
0000316653	*PT MOBILITY OPERATOR	0.00	0.00	0.00	23,716.15	1,921.10	0.00	25,637.25
0000302423	SUPV STRATEGIC TRAINING	69,981.08	69,981.08	0.00	69,981.22	0.00	5,652.35	75,633.57
0000320837	TRANSIT POLICE OFFICER SPECIAL	48,713.60	50,668.80	1,955.20	42,827.22	15,878.78	7,026.00	65,732.00
0000320501	*APPRENTICE MECHANIC	36,920.00	39,603.20	2,683.20	38,368.80	90.71	0.00	38,459.51
0000326657	*BUS OPERATOR	28,454.40	31,491.20	3,036.80	32,479.36	8,143.05	137.78	40,760.19
0000327838	*JOURNEYMAN SUPPORT EQUIPMENT	41,080.00	41,392.00	312.00	41,421.98	693.98	225.00	42,340.96
0000307043	*SERVICEPERSON I (A)	31,824.00	32,281.60	457.60	32,363.91	3,358.96	0.00	35,722.87
0000306545	*BUS OPERATOR	40,643.20	40,643.20	0.00	29,303.95	601.19	0.00	29,905.14
0000322017	CONTRACT EMP ADMIN SUPPORT	0.00	0.00	0.00	34,761.52	1,193.26	0.00	35,954.78
0000327688	*JOURNEYMAN ELEC POWER ELECT	41,080.00	41,392.00	312.00	42,018.58	5,616.05	450.00	48,084.63
0000302618	SUPV TRANSIT RESEARCH	50,918.66	50,918.66	0.00	50,918.93	0.00	2,937.63	53,856.56
0000305162	*JOURNEYMAN OVERHAULER	43,804.80	43,804.80	0.00	45,006.68	14,491.95	225.00	59,723.63
0000329418	*JOURNEYMAN RAIL CAR MECHANIC	41,080.00	41,080.00	0.00	27,881.35	571.20	225.00	28,677.55
0000306484	*BUS OPERATOR	40,643.20	40,643.20	0.00	41,420.63	1,358.65	0.00	42,779.28
0000319434	*STATION AGENT	37,169.60	37,169.60	0.00	40,495.63	17,510.48	0.00	58,006.11
0000322124	DIVISION DISPATCHER	48,048.00	48,048.00	0.00	24,000.00	860.66	0.00	24,860.66
0000302218	FOREMAN TRAIN CONTROL	56,638.40	56,638.40	0.00	59,021.03	12,444.13	1,906.10	73,371.26
0000303705	DIR RISK MANAGEMENT	98,800.26	98,800.26	0.00	98,800.72	0.00	9,500.03	108,300.75
0000329508	CONTRACT SPECIALIST II	62,750.22	62,750.22	0.00	41,029.11	0.00	0.00	41,029.11
0000305207	CUSTOMER CARE REP	42,568.50	42,568.50	0.00	42,437.70	196.47	0.00	42,634.17
0000320608	CONTRACT SERVICES INSPECTOR	32,635.20	32,635.20	0.00	32,760.72	1,659.23	1,200.29	35,620.24
0000305390	FIELD INSPECTOR	60,685.36	60,685.36	0.00	61,992.78	9,950.93	7,627.39	79,571.10
0000304927	*BUS OPERATOR	40,643.20	40,643.20	0.00	42,428.18	5,615.67	0.00	48,043.85
0000318890	DIR MARKETING AND SALES	97,828.90	97,828.90	0.00	97,829.23	0.00	1,881.33	99,710.56
0000302079	*BUS OPERATOR	40,643.20	40,643.20	0.00	41,778.87	1,341.28	0.00	43,120.15
0000326209	*INSPECTOR	40,206.40	41,267.20	1,060.80	40,422.01	2,968.07	225.00	43,615.08
0000303304	*RAIL OPERATOR (DATE LAST EMPLOYED 01-OCT-12)	40,643.20	40,643.20	0.00	16,514.95	3,804.19	0.00	20,319.14
0000323515	*BUS OPERATOR	37,606.40	40,643.20	3,036.80	41,299.28	4,009.75	0.00	45,309.03
0000302469	*BUS OPERATOR (DATE LAST EMPLOYED 01-APR-13)	40,643.20	40,643.20	0.00	35,118.04	3,271.10	0.00	38,389.14

## MARTOC REPORT

EE NUMBER	TITLE	FY 12	FY 13	DIFFERENCE	REGULAR	OVERTIME	OTHER	TOTAL
		BASE SALARY	BASE SALARY	+/-	EARNINGS	EARNINGS	EARNINGS	EARNINGS
0000304018	SUPV RAIL LINE	48,048.00	48,048.00	0.00	49,243.44	11,261.33	1,848.00	62,352.77
0000326462	TRANSIT POLICE OFFICER	41,641.60	43,305.60	1,664.00	43,164.45	13,258.29	1,274.48	57,697.22
0000323244	*BUS OPERATOR	37,606.40	40,643.20	3,036.80	40,190.23	4,379.06	0.00	44,569.29
0000321143	*TRACK MAINTAINER	43,118.40	43,118.40	0.00	44,785.45	4,299.91	0.00	49,085.36
0000320737	SR DEVELOPMENT ASSOCIATE	74,520.42	74,520.42	0.00	74,520.59	0.00	0.00	74,520.59
0000305621	*JOURNEYMAN ET-COMPUTER MAINT	43,804.80	43,804.80	0.00	47,087.94	7,573.78	225.00	54,886.72
0000325657	TRANSIT POLICE OFFICER SR	41,641.60	45,032.00	3,390.40	45,787.08	19,115.17	0.00	64,902.25
0000303151	*REVENUE AGENT	41,308.80	41,308.80	0.00	42,411.38	119.16	0.00	42,530.54
0000311855	MGR IT SECURITY	96,761.34	97,500.00	738.66	97,187.55	0.00	0.00	97,187.55
0000302215	TRANSIT POLICE SERGEANT (DATE LAST EMPLOYED 03-APR-13)	63,398.40	65,936.00	2,537.60	55,625.71	24,603.10	10,373.32	90,602.13
0000329827	*BUS OPERATOR	28,454.40	28,454.40	0.00	14,614.28	6,425.28	0.00	21,039.56
0000302157	TRANSIT POLICE OFFICER SR	54,787.20	54,787.20	0.00	27,815.04	0.00	0.00	27,815.04
0000304275	*BUS OPERATOR	40,643.20	40,643.20	0.00	41,633.54	5,133.26	0.00	46,766.80
0000330594	CHF ADMINISTRATIVE OFFICER	199,000.10	199,000.10	0.00	36,788.48	0.00	0.00	36,788.48
0000314920	*BUS OPERATOR	40,643.20	40,643.20	0.00	40,565.65	2,219.71	0.00	42,785.36
0000305227	*JOURNEYMAN ELEC POWER ELECT	43,804.80	43,804.80	0.00	45,266.07	12,549.22	225.00	58,040.29
0000304298	*JOURNEYMAN ELEC POWER ELECT (DATE LAST EMPLOYED 01-FEB-13)	43,804.80	43,804.80	0.00	33,028.30	7,854.90	225.00	41,108.20
0000303110	SUPV CUSTOMER INFO CENTR	53,244.88	53,244.88	0.00	53,245.21	0.00	3,891.00	57,136.21
0000304105	*JOURNEYMAN RAIL CAR MECHANIC	43,804.80	43,804.80	0.00	48,614.36	11,009.13	435.60	60,059.09
0000302951	TRANSIT POLICE OFFICER SR	54,787.20	54,787.20	0.00	56,472.96	20,663.75	4,425.12	81,561.83
0000303072	*BUS OPERATOR	40,643.20	40,643.20	0.00	33,562.36	2,644.75	0.00	36,207.11
0000315525	*JOURNEYMAN ET-TELEPHONE MAINT	43,804.80	43,804.80	0.00	44,018.02	10,685.38	225.00	54,928.40
0000302807	FOREMAN TRAIN CONTROL	56,035.20	56,035.20	0.00	58,103.02	14,918.17	4,310.40	77,331.59
0000303714	SUPV REPROGRAPHICS	55,016.00	55,016.00	0.00	50,572.40	1,415.08	11,399.95	63,387.43
0000321301	*SERVICEPERSON IV	34,008.00	34,008.00	0.00	35,627.60	10,214.74	0.00	45,842.34
0000303414	*SERVICEPERSON I	31,824.00	31,824.00	0.00	34,073.38	6,230.96	0.00	40,304.34
0000321972	*RAIL STATION CLEANER	28,412.80	28,412.80	0.00	29,651.89	2,279.52	0.00	31,931.41
0000315026	*BUS OPERATOR	40,643.20	40,643.20	0.00	41,900.92	4,240.37	0.00	46,141.29
0000304300	*SERVICEPERSON I	31,824.00	31,824.00	0.00	27,161.60	1,744.21	0.00	28,905.81
0000315912	SUPV BUS TRANSPORTATION	48,048.00	48,048.00	0.00	48,972.00	16,297.05	2,448.60	67,717.65
0000327313	*JOURNEYMAN RAIL CAR MECHANIC	41,080.00	42,390.40	1,310.40	43,465.72	12,886.80	225.00	56,577.52
0000318947	*SERVICEPERSON I	31,824.00	31,824.00	0.00	32,979.91	2,208.96	0.00	35,188.87
0000302654	*BUS OPERATOR	40,643.20	40,643.20	0.00	43,126.24	14,550.53	0.00	57,676.77
0000326530	PROTECTIVE SPEC POLICE CADET	26,561.60	26,561.60	0.00	24,863.21	976.91	1,292.97	27,133.09
0000318194	*SERVICEPERSON IV	31,824.00	34,008.00	2,184.00	33,360.88	501.56	0.00	33,862.44



## MARTOC REPORT

EE NUMBER	TITLE	FY 12	FY 13	DIFFERENCE	REGULAR	OVERTIME	OTHER	TOTAL
		BASE SALARY	BASE SALARY	+/-	EARNINGS	EARNINGS	EARNINGS	EARNINGS
0000316969	TRANSIT POLICE OFFICER SPECIAL	56,971.20	56,971.20	0.00	58,806.41	27,229.23	3,560.70	89,596.34
0000314192	*BUS OPERATOR	40,643.20	40,643.20	0.00	42,475.92	3,702.30	0.00	46,178.22
0000317916	TRANSIT POLICE OFFICER SR	50,668.80	52,686.40	2,017.60	46,510.65	8,251.25	2,728.32	57,490.22
0000321700	*BUS OPERATOR	40,643.20	40,643.20	0.00	41,893.63	2,174.63	0.00	44,068.26
0000306004	SUPV RAIL LINE	48,048.00	48,048.00	0.00	48,715.59	11,944.82	2,194.50	62,854.91
0000317246	*STATION AGENT	37,169.60	37,169.60	0.00	39,229.20	31,227.95	0.00	70,457.15
0000306618	*BUS OPERATOR	29,182.40	28,454.40	-728.00	26,073.29	311.16	0.00	26,384.45
0000303665	*JOURNEYMAN SUPPORT EQUIPMENT	43,804.80	43,804.80	0.00	44,144.38	3,364.34	435.60	47,944.32
0000320860	DISPATCHER MOBILITY	26,083.20	38,126.40	12,043.20	33,292.95	1,955.33	0.00	35,248.28
0000323531	*BUS OPERATOR	37,606.40	40,643.20	3,036.80	43,402.38	13,019.02	0.00	56,421.40
0000320325	*HOSTLER JUNIOR APPRENTICE	34,008.00	34,008.00	0.00	35,597.70	9,344.11	0.00	44,941.81
0000326786	*MOBILITY OPERATOR	23,358.40	24,564.80	1,206.40	22,217.88	4,691.47	0.00	26,909.35
0000322304	TRANSIT POLICE OFFICER SR	48,713.60	50,668.80	1,955.20	50,148.22	8,120.23	4,482.24	62,750.69
0000304344	SUPV RAIL YARD TOWER	53,248.00	53,248.00	0.00	53,990.40	15,180.80	0.00	69,171.20
0000305672	*AA INSPECTOR	43,804.80	43,804.80	0.00	45,174.27	7,313.16	225.00	52,712.43
0000319670	*STATION AGENT	37,169.60	37,169.60	0.00	39,474.10	48,812.12	0.00	88,286.22
0000328468	*INSPECTOR	39,603.20	40,206.40	603.20	39,813.61	3,020.62	0.00	42,834.23
0000321903	*BUS OPERATOR	40,643.20	40,643.20	0.00	43,215.00	8,660.96	0.00	51,875.96
0000305526	INSTRUCTOR BUS TECHNICAL	50,960.00	50,960.00	0.00	51,352.00	7,350.00	5,385.84	64,087.84
0000327474	*BUS OPERATOR	28,454.40	31,491.20	3,036.80	30,757.60	7,298.21	0.00	38,055.81
0000304687	SUPV BUS MAINTENANCE	59,425.60	59,425.60	0.00	54,854.42	1,151.38	7,999.60	64,005.40
0000321207	SUPV RAIL LINE	48,048.00	48,048.00	0.00	48,486.90	5,204.45	924.00	54,615.35
0000326484	RAIL SERVICES CONTROLLER	52,520.00	57,720.00	5,200.00	54,735.51	1,400.79	212.00	56,348.30
0000304547	*BUS OPERATOR	40,643.20	40,643.20	0.00	28,669.18	6,791.80	0.00	35,460.98
0000329421	(DATE LAST EMPLOYED 01-FEB-13) *JOURNEYMAN RAIL CAR MECHANIC	41,080.00	41,080.00	0.00	27,765.16	3,433.27	225.00	31,423.43
0000304888	TRANSIT POLICE LIEUTENANT	83,500.04	80,308.80	-3,191.24	82,239.65	7,162.61	3,088.80	92,491.06
0000304711	TRANSIT POLICE OFFICER SR	54,787.20	54,787.20	0.00	56,104.20	44,033.91	2,634.00	102,772.11
0000320482	*BUS OPERATOR	40,643.20	40,643.20	0.00	30,587.50	4,053.37	0.00	34,640.87
0000304893	*JOURNEYMAN ELEC POWER ELECT	43,804.80	43,804.80	0.00	45,778.22	9,429.69	225.00	55,432.91
0000322980	*INSPECTOR	43,118.40	43,118.40	0.00	44,645.42	2,891.88	225.00	47,762.30
0000304040	*BUS OPERATOR	40,643.20	40,643.20	0.00	41,650.81	4,776.54	0.00	46,427.35
0000319963	SR BUYER	54,857.14	54,857.14	0.00	54,857.71	0.00	4,219.80	59,077.51
0000316476	CUSTOMER CARE SPEC	36,523.50	36,523.50	0.00	33,346.04	0.00	355.87	33,701.91
0000305676	*INSPECTOR	43,118.40	43,118.40	0.00	45,703.11	3,995.79	225.00	49,923.90

## MARTOC REPORT

EE NUMBER	TITLE	FY 12	FY 13	DIFFERENCE	REGULAR	OVERTIME	OTHER	TOTAL
		BASE SALARY	BASE SALARY	+/-	EARNINGS	EARNINGS	EARNINGS	EARNINGS
0000305498	*BUS OPERATOR	40,643.20	40,643.20	0.00	41,050.05	1,453.88	0.00	42,503.93
0000326623	*MOBILITY OPERATOR	23,358.40	24,564.80	1,206.40	21,093.70	1,017.02	0.00	22,110.72
0000306139	*BUS OPERATOR	40,643.20	40,643.20	0.00	42,809.79	16,646.83	0.00	59,456.62
0000326618	*MOBILITY OPERATOR	23,358.40	24,564.80	1,206.40	22,292.69	528.27	0.00	22,820.96
0000303215	*BUS OPERATOR	40,643.20	40,643.20	0.00	38,894.92	4,424.76	0.00	43,319.68
0000305117	*BUS OPERATOR	40,643.20	40,643.20	0.00	43,288.62	3,546.06	0.00	46,834.68
0000305062	*INSPECTOR	43,118.40	43,118.40	0.00	46,036.45	6,848.74	225.00	53,110.19
0000305706	CONSTRUCTION SAFETY ENGINEER	74,118.72	74,118.72	0.00	74,119.50	0.00	8,552.16	82,671.66
0000318960	MOBILITY CUSTOMER CARE REP	36,523.50	36,523.50	0.00	36,842.01	2,065.08	2,434.90	41,341.99
0000326276	*MOBILITY OPERATOR	23,358.40	24,564.80	1,206.40	24,473.95	3,075.15	94.48	27,643.58
0000302479	CONTRACT PROFESSIONAL	0.00	0.00	0.00	62,649.92	6,152.96	0.00	68,802.88
0000328288	*BUS OPERATOR	31,491.20	31,491.20	0.00	27,290.47	1,494.68	0.00	28,785.15
0000304954	*SERVICEPERSON IV	34,008.00	34,008.00	0.00	34,920.47	9,638.38	0.00	44,558.85
0000326540	*SERVICEPERSON I (A)	29,182.40	32,281.60	3,099.20	31,215.68	489.39	0.00	31,705.07
0000302372	SR INSTRUCTOR RAIL MAINT	65,898.56	65,898.56	0.00	65,898.61	0.00	3,801.84	69,700.45
0000323584	*MOBILITY OPERATOR	26,083.20	27,414.40	1,331.20	26,731.96	7,560.29	0.00	34,292.25
0000303401	*BUS OPERATOR	40,643.20	40,643.20	0.00	28,752.50	1,134.10	496.71	30,383.31
0000305723	*JOURNEYMAN ET-RADIO MAINT	43,804.80	43,804.80	0.00	52,082.89	9,698.19	225.00	62,006.08
0000327683	*JOURNEYMAN ET-TRAIN CONTROL	41,080.00	41,392.00	312.00	42,950.11	14,926.86	225.00	58,101.97
0000302531	*RAIL STATION CLEANER	28,412.80	28,412.80	0.00	30,122.49	3,165.71	0.00	33,288.20
0000316921	*MATERIAL CONTROLLER	42,369.60	42,369.60	0.00	43,634.91	3,827.88	0.00	47,462.79
0000304071	*REVENUE AGENT	41,308.80	41,308.80	0.00	43,925.72	7,507.15	0.00	51,432.87
0000324950	*BUS OPERATOR	28,454.40	31,491.20	3,036.80	32,195.99	3,506.83	0.00	35,702.82
0000303293	COMPENSATION ANALYST III	66,641.12	66,641.12	0.00	62,027.75	0.00	7,176.78	69,204.53
0000304078	*BUS OPERATOR	40,643.20	40,643.20	0.00	41,760.66	5,731.72	0.00	47,492.38
0000320835	CLAIMS ADJUSTER III-WKRS COMP	58,240.26	58,240.26	0.00	58,240.45	0.00	2,912.04	61,152.49
0000320858	*ADMIN CLERK	31,699.20	31,699.20	0.00	28,654.94	1,577.37	0.00	30,232.31
0000327727	*MOBILITY OPERATOR	23,358.40	23,358.40	0.00	22,872.77	1,326.63	0.00	24,199.40
0000306496	FARE COLLECTION ASST	31,629.00	31,629.00	0.00	31,601.92	0.00	730.07	32,331.99
0000306272	BUSINESS ANALYST III	74,486.88	74,486.88	0.00	74,487.00	0.00	1,432.44	75,919.44
0000302370	DIR FINANCIAL MGMT & BUDGET	108,406.22	108,406.22	0.00	108,406.38	0.00	31,410.01	139,816.39
0000303352	ADMINISTRATIVE ASSISTANT	36,757.50	36,757.50	0.00	36,757.65	0.00	2,232.42	38,990.07
0000326635	*BUS OPERATOR	28,454.40	31,491.20	3,036.80	32,336.81	6,046.06	0.00	38,382.87
0000311173	*JOURNEYMAN ET-LABORATORY	41,080.00	42,390.40	1,310.40	42,845.36	6,708.84	225.00	49,779.20
0000305031	*RAIL OPERATOR	40,643.20	40,643.20	0.00	45,221.93	376.09	0.00	45,598.02

## MARTOC REPORT

EE NUMBER	TITLE	FY 12	FY 13	DIFFERENCE	REGULAR	OVERTIME	OTHER	TOTAL
		BASE SALARY	BASE SALARY	+/-	EARNINGS	EARNINGS	EARNINGS	EARNINGS
0000324780	*RAIL OPERATOR	34,548.80	37,606.40	3,057.60	37,542.89	4,460.04	0.00	42,002.93
0000323945	PROJECT MANAGER II	88,500.10	88,500.10	0.00	88,501.18	0.00	3,403.86	91,905.04
0000319942	*CUSTOMER INFORMATION OPERATOR (DATE LAST EMPLOYED 22-FEB-13)	31,699.20	31,699.20	0.00	21,621.75	457.20	0.00	22,078.95
0000316112	*MOBILITY OPERATOR	30,409.60	30,409.60	0.00	32,624.98	8,580.22	0.00	41,205.20
0000320322	*RAIL STATION CLEANER	28,412.80	28,412.80	0.00	30,001.88	10,793.11	0.00	40,794.99
0000321539	*BUS OPERATOR	40,643.20	40,643.20	0.00	42,971.98	2,409.43	174.89	45,556.30
0000329423	*JOURNEYMAN RAIL CAR MECHANIC	41,080.00	41,080.00	0.00	27,274.08	769.15	225.00	28,268.23
0000304104	*RAIL STATION CLEANER	28,412.80	28,412.80	0.00	28,790.64	1,628.96	0.00	30,419.60
0000312401	*BUS OPERATOR	40,643.20	40,643.20	0.00	42,843.51	7,776.69	0.00	50,620.20
0000305901	*BUS OPERATOR	40,643.20	40,643.20	0.00	40,212.08	892.89	160.82	41,265.79
0000327681	*JOURNEYMAN ELEC POWER ELECT	41,080.00	41,392.00	312.00	40,084.88	989.54	450.00	41,524.42
0000322157	*TRACK MAINTAINER	43,118.40	43,118.40	0.00	44,624.73	7,012.04	0.00	51,636.77
0000319676	FOREMAN TRAIN CONTROL	52,520.00	52,520.00	0.00	55,550.00	14,241.00	0.00	69,791.00
0000321219	TRANSIT POLICE OFFICER SR	50,668.80	52,686.40	2,017.60	52,507.90	15,842.01	2,026.40	70,376.31
0000319717	SR ENTERPRISE TELECOM ENGINEER	73,206.90	73,206.90	0.00	60,254.98	0.00	20,085.00	80,339.98
0000319734	*JOURNEYMAN ET-RAIL CAR MAINT	43,804.80	43,804.80	0.00	45,497.48	16,600.58	225.00	62,323.06
0000305459	FOREMAN CUSTODIAL SERVICES (DATE LAST EMPLOYED 01-APR-13)	46,300.80	46,300.80	0.00	28,715.40	1,402.38	14,157.36	44,275.14
0000315129	PROJECT MANAGER II	93,000.18	93,000.18	0.00	93,000.42	0.00	3,576.93	96,577.35
0000315057	*BUS OPERATOR	40,643.20	40,643.20	0.00	43,386.24	8,626.67	0.00	52,012.91
0000304823	CHF STRATEGIC TRAINING	83,554.12	91,909.48	8,355.36	84,721.70	0.00	2,356.68	87,078.38
0000327034	*JOURNEYMAN ET-RAIL CAR MAINT	41,080.00	42,390.40	1,310.40	42,500.92	6,971.66	225.00	49,697.58
0000303094	ADMINISTRATIVE ASSISTANT	34,534.50	34,534.50	0.00	34,658.62	265.65	442.75	35,367.02
0000304328	*BUS OPERATOR	40,643.20	40,643.20	0.00	43,610.43	18,909.84	0.00	62,520.27
0000305423	FARE COLLECTION COORDINATOR OP	48,418.50	48,418.50	0.00	48,580.02	2,523.38	0.00	51,103.40
0000327993	CJIT-POLICE DISPATCHER	33,696.00	33,696.00	0.00	35,356.50	16,912.84	0.00	52,269.34
0000321817	SR INFORMATION SYSTEMS ANALYST	84,514.30	84,514.30	0.00	84,514.66	0.00	6,501.12	91,015.78
0000306529	LABOR RELATIONS ADMINISTRATOR	48,730.50	48,730.50	0.00	48,918.08	0.00	0.00	48,918.08
0000320973	*INSPECTOR	41,267.20	41,392.00	124.80	40,512.82	10,502.03	225.00	51,239.85
0000327837	*JOURNEYMAN SUPPORT EQUIPMENT	41,080.00	41,392.00	312.00	41,536.80	1,067.29	225.00	42,829.09
0000319019	SUPT RAIL LINE	62,749.96	65,887.38	3,137.42	63,112.27	0.00	6,999.07	70,111.34
0000321526	ADMINISTRATIVE ASSISTANT	31,699.20	34,534.50	2,835.30	32,819.20	222.90	1,580.64	34,622.74
0000304418	*JOURNEYMAN RAIL CAR MECHANIC	43,804.80	43,804.80	0.00	48,012.10	14,863.11	225.00	63,100.21
0000305950	MGR CASH	79,388.92	79,388.92	0.00	79,389.28	0.00	0.00	79,389.28
0000303485	SUPV BUS MAINTENANCE	54,995.20	54,995.20	0.00	57,163.28	13,603.38	4,864.96	75,631.62

## MARTOC REPORT

EE NUMBER	TITLE	FY 12	FY 13	DIFFERENCE	REGULAR	OVERTIME	OTHER	TOTAL
		BASE SALARY	BASE SALARY	+/-	EARNINGS	EARNINGS	EARNINGS	EARNINGS
0000305344	CONTRACT PROFESSIONAL	150,013.50	150,013.50	0.00	24,809.93	0.00	0.00	24,809.93
0000302281	*SERVICEPERSON IV	34,008.00	34,008.00	0.00	33,776.00	9,767.20	0.00	43,543.20
0000313416	*STATION AGENT	37,169.60	37,169.60	0.00	39,952.99	10,145.77	0.00	50,098.76
0000306364	FOREMAN TRAIN CONTROL	52,104.00	52,104.00	0.00	54,358.50	20,779.00	3,256.50	78,394.00
0000303038	*BUS OPERATOR (DATE LAST EMPLOYED 01-APR-13)	40,643.20	40,643.20	0.00	37,694.76	14,894.56	0.00	52,589.32
0000302769	*JOURNEYMAN ET-RADIO MAINT	43,804.80	43,804.80	0.00	43,928.92	434.39	225.00	44,588.31
0000328222	PROJECT MANAGER II	88,500.10	88,500.10	0.00	88,500.79	0.00	0.00	88,500.79
0000303456	*JOURNEYMAN ET-HVAC	43,804.80	43,804.80	0.00	45,023.64	4,991.24	225.00	50,239.88
0000306276	*TRACK WALKER	43,118.40	43,118.40	0.00	46,521.59	7,711.64	0.00	54,233.23
0000305811	*RAIL OPERATOR	40,643.20	40,643.20	0.00	43,806.44	19,727.86	0.00	63,534.30
0000303762	*BUS OPERATOR	40,643.20	40,643.20	0.00	31,983.66	131.05	0.00	32,114.71
0000304062	*JOURNEYMAN ET-TRAIN CONTROL	43,804.80	43,804.80	0.00	44,381.30	529.15	225.00	45,135.45
0000304464	*BUS OPERATOR (DATE LAST EMPLOYED 01-MAY-13)	40,643.20	40,643.20	0.00	40,340.01	6,026.50	0.00	46,366.51
0000322569	*SERVICEPERSON IV	34,008.00	34,008.00	0.00	34,413.65	803.20	0.00	35,216.85
0000321709	TRANSIT POLICE OFFICER SR	48,713.60	50,668.80	1,955.20	52,341.92	38,482.92	4,384.80	95,209.64
0000306308	SUPV CAR REPAIR INSPECTION	52,104.00	59,009.60	6,905.60	57,255.04	11,647.66	7,171.49	76,074.19
0000315357	GOVERNMENT AFFAIRS OFFICER	67,999.88	67,999.88	0.00	68,000.03	0.00	1,307.69	69,307.72
0000317612	CJIT-CALL TAKER	31,761.60	31,761.60	0.00	32,318.98	7,598.82	3,298.32	43,216.12
0000304396	*SERVICEPERSON II	31,824.00	31,824.00	0.00	32,463.06	5.74	0.00	32,468.80
0000304272	*INSPECTOR	43,118.40	43,118.40	0.00	44,984.51	6,607.77	225.00	51,817.28
0000322379	*JOURNEYMAN AUTOMOTIVE TECH (DATE LAST EMPLOYED 23-MAY-13)	41,080.00	41,392.00	312.00	33,239.12	2,995.18	225.00	36,459.30
0000306028	FOREMAN TRAIN CONTROL	56,305.60	56,305.60	0.00	59,310.37	15,429.90	2,679.93	77,420.20
0000324854	TRANSIT POLICE OFFICER SR	45,032.00	46,841.60	1,809.60	47,262.90	21,356.19	2,522.24	71,141.33
0000329825	ENGINEERING CAD SPECIALIST III	62,750.22	62,750.22	0.00	31,375.22	0.00	0.00	31,375.22
0000315528	FARE COLLECTION COORDINATOR OP	48,184.50	48,184.50	0.00	41,747.69	4,132.79	8,432.30	54,312.78
0000317918	TRANSIT POLICE OFFICER SR	50,668.80	52,686.40	2,017.60	50,469.14	14,241.63	2,143.68	66,854.45
0000304944	*STATION AGENT	37,169.60	37,169.60	0.00	41,149.03	13,482.98	0.00	54,632.01
0000329335	*INSPECTOR	40,206.40	40,206.40	0.00	29,159.76	1,563.66	0.00	30,723.42
0000316071	FOREMAN CUSTODIAL SERVICES	44,824.00	44,824.00	0.00	47,280.70	10,904.30	0.00	58,185.00
0000303511	FINANCE ADMINISTRATIVE ANALYST	73,150.22	73,150.22	0.00	72,024.99	0.00	5,626.95	77,651.94
0000317000	*JOURNEYMAN ET-HVAC	43,804.80	43,804.80	0.00	43,565.25	1,239.91	225.00	45,030.16
0000320505	AGM PLANNING	140,000.12	140,000.12	0.00	140,000.84	0.00	0.00	140,000.84
0000324051	TRANSIT POLICE OFFICER SR	43,305.60	45,032.00	1,726.40	46,574.19	14,936.79	2,529.80	64,040.78
0000302064	TRANSIT POLICE OFFICER SR	54,787.20	54,787.20	0.00	56,084.47	7,546.50	0.00	63,630.97

## MARTOC REPORT

EE NUMBER	TITLE	FY 12	FY 13	DIFFERENCE	REGULAR	OVERTIME	OTHER	TOTAL
		BASE SALARY	BASE SALARY	+/-	EARNINGS	EARNINGS	EARNINGS	EARNINGS
0000317072	*JOURNEYMAN ET-HVAC (DATE LAST EMPLOYED 21-DEC-12)	43,804.80	43,804.80	0.00	25,244.00	0.00	0.00	25,244.00
0000321340	TRANSIT POLICE OFFICER SR	45,032.00	46,841.60	1,809.60	48,031.61	27,169.38	1,356.81	76,557.80
0000305189	MGR CONTRACTS	90,241.06	90,241.06	0.00	90,241.42	0.00	8,931.57	99,172.99
0000329892	GIS ANALYST II	65,799.24	65,799.24	0.00	31,887.36	0.00	0.00	31,887.36
0000306590	*RAIL OPERATOR	40,643.20	40,643.20	0.00	41,323.96	6,037.21	0.00	47,361.17
0000319138	*BUS OPERATOR	40,643.20	40,643.20	0.00	35,777.36	2,740.86	0.00	38,518.22
0000324791	TRANSIT POLICE OFFICER SR	43,305.60	45,032.00	1,726.40	43,259.97	9,374.97	1,385.60	54,020.54
0000305067	CONTRACT DIRECTOR	110,467.50	110,467.50	0.00	32,913.67	0.00	0.00	32,913.67
0000320851	*RAIL STATION CLEANER	28,412.80	28,412.80	0.00	31,051.37	12,263.29	0.00	43,314.66
0000303739	MAINTENANCE PLANNER-RAIL	52,686.40	52,686.40	0.00	52,736.40	0.00	1,013.20	53,749.60
0000321407	PURCHASING AGENT III	47,563.10	47,563.10	0.00	47,563.25	0.00	0.00	47,563.25
0000302120	*BUS OPERATOR	40,643.20	40,643.20	0.00	35,941.48	363.50	0.00	36,304.98
0000302099	*MATERIAL CONTROLLER (DATE LAST EMPLOYED 03-MAY-13)	43,659.20	42,369.60	-1,289.60	44,775.56	5,564.10	167.92	50,507.58
0000306199	*BUS OPERATOR	40,643.20	40,643.20	0.00	42,272.74	8,999.57	0.00	51,272.31
0000316581	*MOBILITY OPERATOR	30,409.60	30,409.60	0.00	28,717.56	603.09	0.00	29,320.65
0000321061	*RAIL OPERATOR	40,643.20	40,643.20	0.00	37,831.39	8,789.01	0.00	46,620.40
0000327797	TRANSIT POLICE OFFICER	38,500.80	40,040.00	1,539.20	39,982.00	14,551.89	1,480.80	56,014.69
0000327401	RAIL SERVICES CONTROLLER	48,048.00	50,440.00	2,392.00	49,888.02	4,461.43	0.00	54,349.45
0000316118	*STRUCTURAL INSPECTOR	43,118.40	43,118.40	0.00	46,329.87	9,880.51	207.30	56,417.68
0000302082	*JOURNEYMAN RAIL CAR MECHANIC	43,804.80	43,804.80	0.00	48,235.28	13,975.12	225.00	62,435.40
0000317674	PROTECTIVE SPEC POLICE CADET	26,561.60	26,561.60	0.00	27,040.48	7,736.75	0.00	34,777.23
0000303250	*JOURNEYMAN ET-TELEPHONE MAINT	43,804.80	43,804.80	0.00	45,386.92	13,828.61	225.00	59,440.53
0000316577	*MOBILITY OPERATOR	30,409.60	30,409.60	0.00	31,627.69	151.32	0.00	31,779.01
0000325159	ENVIRONMENTAL SAFETY ENGINEER	71,547.32	71,547.32	0.00	71,548.85	0.00	0.00	71,548.85
0000323500	CHF OPERATING OFFICER	180,000.08	220,000.04	39,999.96	199,679.92	0.00	0.00	199,679.92
0000322672	*INSPECTOR	43,118.40	43,118.40	0.00	46,313.79	15,236.67	225.00	61,775.46
0000302172	*JOURNEYMAN ET-RAIL CAR MAINT	43,804.80	43,804.80	0.00	42,107.71	71.09	225.00	42,403.80
0000323065	INFORMATION SYS ANALYST III	73,759.92	73,759.92	0.00	64,965.55	0.00	15,697.69	80,663.24
0000326009	SR TECHNICAL SERVICES ENGINEER	90,000.04	90,000.04	0.00	90,000.36	0.00	8,076.95	98,077.31
0000305678	ELECTRICAL ENGINEER VI (DATE LAST EMPLOYED 01-JAN-13)	80,694.38	80,694.38	0.00	43,450.89	0.00	25,158.04	68,608.93
0000306056	*BUS OPERATOR	40,643.20	40,643.20	0.00	41,890.38	5,690.08	0.00	47,580.46
0000326888	TRANSIT POLICE OFFICER	41,641.60	45,032.00	3,390.40	42,527.29	33,906.23	4,150.75	80,584.27
0000306524	BUS MECH ELEC ENGINEER	71,086.60	71,086.60	0.00	71,087.04	0.00	4,957.85	76,044.89
0000305041	FOREMAN CUSTODIAL SERVICES	44,324.80	44,324.80	0.00	45,859.12	3,665.32	3,409.60	52,934.04

## MARTOC REPORT

EE NUMBER	TITLE	FY 12	FY 13	DIFFERENCE	REGULAR	OVERTIME	OTHER	TOTAL
		BASE SALARY	BASE SALARY	+/-	EARNINGS	EARNINGS	EARNINGS	EARNINGS
0000305605	SUPV BUS TRANSPORTATION	48,048.00	48,048.00	0.00	48,362.16	8,754.91	5,313.00	62,430.07
0000304786	DIVISION DISPATCHER	52,312.00	52,312.00	0.00	52,312.00	100.60	0.00	52,412.60
0000327794	*BUS OPERATOR	28,454.40	31,491.20	3,036.80	29,546.23	1,949.10	0.00	31,495.33
0000302145	*JOURNEYMAN PAINTER	43,804.80	43,804.80	0.00	43,934.80	1,887.51	225.00	46,047.31
0000316660	TRANSIT POLICE OFFICER SR	54,787.20	54,787.20	0.00	58,000.68	31,548.77	2,370.60	91,920.05
0000320079	*BUS OPERATOR	40,643.20	40,643.20	0.00	42,748.01	6,634.78	0.00	49,382.79
0000303012	*BUS OPERATOR	40,643.20	40,643.20	0.00	30,614.66	2,819.11	0.00	33,433.77
0000327036	(DATE LAST EMPLOYED 01-MAR-13) *JOURNEYMAN ET-TRAIN CONTROL	41,080.00	39,603.20	-1,476.80	40,835.10	8,648.90	225.00	49,709.00
0000322431	*JOURNEYMAN ET-TRAIN CONTROL	43,804.80	43,804.80	0.00	46,097.70	25,698.53	225.00	72,021.23
0000304141	*AA INSPECTOR	43,118.40	43,804.80	686.40	41,323.70	741.77	898.92	42,964.39
0000302389	SUPV BUS MAINTENANCE	55,702.40	55,702.40	0.00	55,488.16	2,088.84	214.24	57,791.24
0000319408	MARKETING COORDINATOR	51,477.40	51,477.40	0.00	51,346.74	0.00	0.00	51,346.74
0000303171	*JOURNEYMAN BODY REPAIR	43,804.80	43,804.80	0.00	49,688.43	18,416.98	225.00	68,330.41
0000303170	*INSPECTOR	43,118.40	43,118.40	0.00	24,998.49	1,119.44	225.00	26,342.93
0000320414	SUPV RAIL LINE	48,048.00	48,048.00	0.00	49,386.66	12,388.61	690.00	62,465.27
0000306665	*BUS OPERATOR	40,643.20	40,643.20	0.00	29,199.57	315.68	0.00	29,515.25
0000316070	*RAIL STATION CLEANER	28,412.80	28,412.80	0.00	31,095.77	10,142.58	0.00	41,238.35
0000302508	CHF CORPORATE LAW	114,440.04	136,800.04	22,360.00	133,501.83	0.00	3,683.08	137,184.91
0000302707	SR RECRUITER	61,499.88	61,499.88	0.00	53,480.66	0.00	2,601.93	56,082.59
0000302465	*MOBILITY OPERATOR	30,409.60	30,409.60	0.00	30,029.51	3,563.71	0.00	33,593.22
0000306452	*JOURNEYMAN RAIL CAR MECHANIC	43,804.80	43,804.80	0.00	44,070.67	3,182.71	225.00	47,478.38
0000322215	IT BUSINESS ANALYST II	65,000.00	65,000.00	0.00	65,000.00	0.00	0.00	65,000.00
0000329148	MECHANICAL ENGINEER IV	65,000.00	65,000.00	0.00	55,016.67	0.00	0.00	55,016.67
0000315667	*JOURNEYMAN ET-TRAIN CONTROL	43,804.80	43,804.80	0.00	45,876.58	21,544.41	225.00	67,645.99
0000324227	CHF QA AUDITS	79,967.94	79,967.94	0.00	79,968.06	0.00	0.00	79,968.06
0000327638	*BUS OPERATOR	28,454.40	31,491.20	3,036.80	30,103.04	4,487.53	0.00	34,590.57
0000323529	*BUS OPERATOR	37,606.40	40,643.20	3,036.80	41,890.51	3,341.66	0.00	45,232.17
0000305516	*RAIL OPERATOR	40,643.20	40,643.20	0.00	22,560.60	0.00	0.00	22,560.60
0000327138	(DATE LAST EMPLOYED 01-JAN-13) *MOBILITY OPERATOR	23,358.40	24,564.80	1,206.40	24,255.42	3,589.53	0.00	27,844.95
0000327581	SERVICE PLANNER II	50,190.40	50,190.40	0.00	50,190.86	0.00	0.00	50,190.86
0000311433	*INFORMATION SYSTEMS REC CLERK	31,699.20	31,699.20	0.00	30,651.15	794.39	0.00	31,445.54
0000322818	SUPPORT ANALYST II	50,000.08	50,000.08	0.00	50,000.40	0.00	2,487.20	52,487.60
0000315144	PROTECTIVE SPEC POLICE CADET	27,289.60	27,289.60	0.00	26,003.87	4,713.36	1,018.52	31,735.75
0000317902	(DATE LAST EMPLOYED 20-MAY-13) *STATION AGENT	37,169.60	37,169.60	0.00	22,647.58	2,378.98	0.00	25,026.56
	(DATE LAST EMPLOYED 02-JAN-13)							

## MARTOC REPORT

EE NUMBER	TITLE	FY 12	FY 13	DIFFERENCE	REGULAR	OVERTIME	OTHER	TOTAL
		BASE SALARY	BASE SALARY	+/-	EARNINGS	EARNINGS	EARNINGS	EARNINGS
0000316386	*CUSTOMER INFORMATION OPERATOR	31,699.20	31,699.20	0.00	31,875.68	4,200.56	121.92	36,198.16
0000304885	*JOURNEYMAN ET-TRAIN CONTROL	43,804.80	43,804.80	0.00	45,281.62	7,471.05	225.00	52,977.67
0000328122	PROJECT MANAGER II	88,500.10	88,500.10	0.00	88,501.37	0.00	0.00	88,501.37
0000302343	*BUS OPERATOR	40,643.20	40,643.20	0.00	42,254.43	4,546.42	169.61	46,970.46
0000316714	*BUS OPERATOR	40,643.20	40,643.20	0.00	41,989.49	9,503.32	0.00	51,492.81
0000322923	*BUS OPERATOR	40,643.20	40,643.20	0.00	42,540.94	2,995.25	0.00	45,536.19
0000305684	*JOURNEYMAN ET-RADIO MAINT	43,804.80	43,804.80	0.00	46,555.75	6,049.51	225.00	52,830.26
0000306228	SR COST ANALYST	79,737.32	79,737.32	0.00	79,737.50	0.00	10,733.87	90,471.37
0000320230	BUYER STOREROOM COORD	56,439.24	56,439.24	0.00	56,439.52	0.00	0.00	56,439.52
0000304900	ELECTRICAL ENGINEER VI	75,007.40	80,205.32	5,197.92	79,606.40	0.00	0.00	79,606.40
0000322132	*BUS OPERATOR	40,643.20	40,643.20	0.00	28,795.60	1,136.42	0.00	29,932.02
0000306265	TRANSIT POLICE OFFICER SR	54,787.20	54,787.20	0.00	55,906.65	29,751.08	7,111.80	92,769.53
0000302057	*BUS OPERATOR	40,643.20	40,643.20	0.00	38,897.50	9,073.07	0.00	47,970.57
0000302758	TRANSIT POLICE OFFICER SPECIAL	56,971.20	56,971.20	0.00	54,971.78	15,797.25	7,340.52	78,109.55
0000306231	*BUS OPERATOR	40,643.20	40,643.20	0.00	38,603.79	7,675.57	510.78	46,790.14
0000321364	(DATE LAST EMPLOYED 19-JUN-13) *BUS OPERATOR	40,643.20	40,643.20	0.00	23,984.82	283.74	0.00	24,268.56
0000321710	(DATE LAST EMPLOYED 14-DEC-12) ADMINISTRATIVE ASSISTANT	34,534.50	34,534.50	0.00	34,605.97	1,527.63	929.78	37,063.38
0000316695	TRAIN CONTROL ENGINEER	51,708.80	67,312.96	15,604.16	55,910.00	0.00	1,988.80	57,898.80
0000316216	GEN SUPT RAIL LINE	81,017.30	81,017.30	0.00	81,017.39	0.00	6,959.19	87,976.58
0000324001	DEPARTMENT ADMINISTRATOR	61,034.74	61,034.74	0.00	61,035.00	0.00	1,645.44	62,680.44
0000329223	*BUS OPERATOR	28,454.40	28,454.40	0.00	21,873.73	3,339.71	0.00	25,213.44
0000305872	CONTRACT PROFESSIONAL	64,681.50	64,681.50	0.00	44,895.63	0.00	0.00	44,895.63
0000319663	*BUS OPERATOR	40,643.20	40,643.20	0.00	42,335.75	4,220.81	0.00	46,556.56
0000306609	*MATERIAL CONTROLLER	42,369.60	42,369.60	0.00	42,619.17	0.00	0.00	42,619.17
0000319451	DIVISION DISPATCHER	48,048.00	48,048.00	0.00	48,048.00	346.50	4,019.40	52,413.90
0000303244	SUPV CAR REPAIR INSPECTION	61,235.20	61,235.20	0.00	61,235.20	0.00	8,243.20	69,478.40
0000319325	*SERVICEPERSON I (A)	24,024.00	32,281.60	8,257.60	28,972.96	2,123.37	0.00	31,096.33
0000302069	*BUS OPERATOR	40,643.20	40,643.20	0.00	41,059.24	3,249.97	0.00	44,309.21
0000306327	TRANSIT POLICE OFFICER SR	54,787.20	54,787.20	0.00	48,129.78	5,648.02	9,798.48	63,576.28
0000304658	*MATERIAL CONTROLLER	42,369.60	42,369.60	0.00	42,562.20	427.78	0.00	42,989.98
0000323614	*BUS OPERATOR	37,606.40	40,643.20	3,036.80	38,857.91	2,261.19	0.00	41,119.10
0000320604	SUPV BUS MAINTENANCE	52,686.40	52,686.40	0.00	52,914.37	7,953.63	0.00	60,868.00
0000304216	(DATE LAST EMPLOYED 01-APR-13) *BUS OPERATOR	40,643.20	40,643.20	0.00	41,111.99	17,596.40	0.00	58,708.39
0000329559	TECHNICAL WRITER	64,800.06	64,800.06	0.00	39,877.03	0.00	0.00	39,877.03

## MARTOC REPORT

EE NUMBER	TITLE	FY 12	FY 13	DIFFERENCE	REGULAR	OVERTIME	OTHER	TOTAL
		BASE SALARY	BASE SALARY	+/-	EARNINGS	EARNINGS	EARNINGS	EARNINGS
0000302892	*BUS OPERATOR	40,643.20	40,643.20	0.00	41,585.11	4,879.11	0.00	46,464.22
0000327992	ADMINISTRATIVE ASSISTANT	34,534.50	34,534.50	0.00	34,269.00	0.00	974.05	35,243.05
0000305119	SUPT MOBILITY OPERATIONS	68,464.50	68,464.50	0.00	68,464.58	0.00	10,533.00	78,997.58
0000305549	ASST SUPT MOBILITY DISPATCH	46,312.50	46,312.50	0.00	46,312.67	0.00	4,275.01	50,587.68
0000317323	*JOURNEYMAN SUPPORT EQUIPMENT	43,804.80	43,804.80	0.00	41,943.63	2,496.61	2,246.76	46,687.00
0000320982	*BUS OPERATOR	40,643.20	40,643.20	0.00	42,684.71	6,734.70	0.00	49,419.41
0000319810	*BUS OPERATOR	40,643.20	40,643.20	0.00	27,595.33	1,389.35	0.00	28,984.68
0000302615	*AA INSPECTOR	43,804.80	43,804.80	0.00	46,744.76	15,153.16	225.00	62,122.92
0000315739	*JOURNEYMAN AUTOMOTIVE TECH	43,804.80	43,804.80	0.00	44,575.50	2,937.94	225.00	47,738.44
0000305250	TRANSIT POLICE SERGEANT	56,971.20	58,614.40	1,643.20	58,808.06	7,215.98	9,586.50	75,610.54
0000322984	ENGINEERING CAD SPECIALIST III	52,006.50	62,750.22	10,743.72	54,472.85	20.01	0.00	54,492.86
0000305565	*RAIL OPERATOR (DATE LAST EMPLOYED 29-MAY-13)	40,643.20	40,643.20	0.00	44,773.57	3,536.36	0.00	48,309.93
0000317062	TRANSIT POLICE OFFICER SR	52,686.40	54,787.20	2,100.80	53,354.92	25,643.18	1,013.20	80,011.30
0000305942	*AA INSPECTOR	43,804.80	43,804.80	0.00	48,588.04	10,448.49	225.00	59,261.53
0000316528	SUPV FIELD RESEARCH	0.00	0.00	0.00	27,148.30	1,790.35	0.00	28,938.65
0000314922	TRANSIT POLICE OFFICER SR	54,787.20	54,787.20	0.00	55,195.48	10,322.03	2,107.20	67,624.71
0000304365	*BUS OPERATOR	40,643.20	40,643.20	0.00	35,669.78	3,106.36	0.00	38,776.14
0000305937	INSTRUCTOR CENTRAL MAINTENANCE	58,136.00	58,136.00	0.00	58,136.00	670.80	8,944.00	67,750.80
0000302585	RAIL SERVICES CONTROLLER	57,720.00	57,720.00	0.00	57,817.13	1,956.38	5,827.50	65,601.01
0000328738	TRANSIT POLICE OFFICER (DATE LAST EMPLOYED 28-JUN-13)	35,609.60	37,024.00	1,414.40	36,886.53	6,027.06	2,509.80	45,423.39
0000303114	FOREMAN CUSTODIAL SERVICES	46,779.20	46,779.20	0.00	46,779.20	989.56	899.60	48,668.36
0000302318	*MATERIAL CONTROLLER	42,369.60	42,369.60	0.00	39,231.91	1,925.00	0.00	41,156.91
0000315343	*JOURNEYMAN RAIL CAR MECHANIC	41,392.00	42,390.40	998.40	44,618.99	10,666.68	225.00	55,510.67
0000326267	*JOURNEYMAN RAIL CAR MECHANIC (DATE LAST EMPLOYED 19-APR-13)	41,392.00	42,390.40	998.40	36,816.66	198.35	225.00	37,240.01
0000321807	FARE COLLECTION COORDINATOR OP	31,921.50	48,184.50	16,263.00	34,628.22	4,182.77	3,464.02	42,275.01
0000319460	*BUS OPERATOR	40,643.20	40,643.20	0.00	41,009.98	3,796.98	0.00	44,806.96
0000317740	ACCOUNTING SPECIALIST I	32,896.50	32,896.50	0.00	33,411.18	1,992.87	1,800.88	37,204.93
0000323249	*BUS OPERATOR	37,606.40	40,643.20	3,036.80	41,885.58	3,408.94	0.00	45,294.52
0000323162	*BUS OPERATOR	37,606.40	40,643.20	3,036.80	43,763.69	2,784.08	0.00	46,547.77
0000320555	TRANSIT POLICE OFFICER SR	46,841.60	48,713.60	1,872.00	47,333.82	25,075.78	5,808.16	78,217.76
0000327107	*BUS OPERATOR	28,454.40	31,491.20	3,036.80	31,711.92	2,506.19	0.00	34,218.11
0000324732	TRANSIT POLICE OFFICER SR	41,641.60	43,305.60	1,664.00	43,639.97	23,011.69	2,082.00	68,733.66
0000303435	*JOURNEYMAN ET-RAIL CAR MAINT	43,804.80	43,804.80	0.00	46,844.35	3,727.62	225.00	50,796.97
0000303093	SUPV BUS MAINTENANCE	53,248.00	53,248.00	0.00	52,697.60	3,251.20	3,481.60	59,430.40



## MARTOC REPORT

EE NUMBER	TITLE	FY 12	FY 13	DIFFERENCE	REGULAR	OVERTIME	OTHER	TOTAL
		BASE SALARY	BASE SALARY	+/-	EARNINGS	EARNINGS	EARNINGS	EARNINGS
0000322547	*BUS OPERATOR	40,643.20	40,643.20	0.00	41,664.41	3,738.93	0.00	45,403.34
0000316657	*STATION AGENT	37,169.60	37,169.60	0.00	40,106.06	10,728.81	0.00	50,834.87
0000323532	*BUS OPERATOR	37,606.40	40,643.20	3,036.80	38,538.25	5,599.47	0.00	44,137.72
0000302246	*RAIL OPERATOR	40,643.20	40,643.20	0.00	45,442.70	15,575.85	0.00	61,018.55
0000304871	*BUS OPERATOR	40,643.20	40,643.20	0.00	42,815.82	8,857.03	0.00	51,672.85
0000304336	*AA INSPECTOR (DATE LAST EMPLOYED 01-FEB-13)	43,804.80	43,804.80	0.00	31,011.80	10,298.39	225.00	41,535.19
0000302312	*BUS OPERATOR	40,643.20	40,643.20	0.00	40,877.76	1,580.20	0.00	42,457.96
0000319278	*JOURNEYMAN RAIL CAR MECHANIC	43,804.80	43,804.80	0.00	45,100.71	8,205.51	225.00	53,531.22
0000319459	MYSTERY CUSTOMER DATA ANALYST	44,900.18	44,900.18	0.00	44,900.50	0.00	0.00	44,900.50
0000314858	*BUS OPERATOR	40,643.20	40,643.20	0.00	42,069.07	3,652.41	0.00	45,721.48
0000316217	*JOURNEYMAN ET-RADIO MAINT	43,804.80	43,804.80	0.00	45,339.54	10,938.11	225.00	56,502.65
0000306431	*BUS OPERATOR	40,643.20	40,643.20	0.00	42,786.92	8,444.11	0.00	51,231.03
0000315347	*TRACK MAINTAINER	43,118.40	43,118.40	0.00	42,873.04	979.51	0.00	43,852.55
0000302836	*STATION AGENT	37,169.60	37,169.60	0.00	38,407.44	1,119.16	0.00	39,526.60
0000323246	*BUS OPERATOR	37,606.40	40,643.20	3,036.80	30,159.75	1,556.42	0.00	31,716.17
0000327469	*BUS OPERATOR	31,491.20	31,491.20	0.00	24,557.41	1,494.54	0.00	26,051.95
0000316151	MAINT & INVENTORY CONTROL SPEC	51,304.50	51,304.50	0.00	51,278.34	0.00	0.00	51,278.34
0000306641	*BUS OPERATOR	40,643.20	40,643.20	0.00	41,287.97	7,193.97	0.00	48,481.94
0000306629	*BUS OPERATOR	40,643.20	40,643.20	0.00	43,452.04	2,728.34	0.00	46,180.38
0000303829	*BUS OPERATOR	40,643.20	40,643.20	0.00	42,501.30	18,824.53	0.00	61,325.83
0000305287	TRANSIT POLICE SERGEANT	65,936.00	65,936.00	0.00	67,267.43	40,786.09	2,536.00	110,589.52
0000302031	MEDIA SALES REP	23,341.50	23,341.50	0.00	23,251.88	0.00	89.78	23,341.66
0000323903	*RAIL STATION CLEANER	28,412.80	28,412.80	0.00	28,899.93	430.30	0.00	29,330.23
0000304099	*BUS OPERATOR	40,643.20	40,643.20	0.00	42,775.47	13,687.00	0.00	56,462.47
0000318883	TRANSIT POLICE OFFICER SR	48,713.60	50,668.80	1,955.20	51,391.98	29,684.70	0.00	81,076.68
0000305017	*BUS OPERATOR	40,643.20	40,643.20	0.00	38,964.50	10,559.08	0.00	49,523.58
0000305452	*RAIL OPERATOR	40,643.20	40,643.20	0.00	31,852.40	846.90	0.00	32,699.30
0000305202	DIVISION DISPATCHER	48,048.00	48,048.00	0.00	48,232.80	3,678.68	924.00	52,835.48
0000303748	*HOSTLER JUNIOR APPRENTICE	34,008.00	34,008.00	0.00	36,257.10	14,322.72	130.80	50,710.62
0000314923	TRANSIT POLICE OFFICER SPECIAL	54,787.20	56,971.20	2,184.00	49,676.82	2,603.18	7,737.68	60,017.68
0000321025	*BUS OPERATOR	40,643.20	40,643.20	0.00	41,160.41	1,010.67	0.00	42,171.08
0000306572	*JOURNEYMAN AUTOMOTIVE TECH	43,804.80	43,804.80	0.00	44,465.54	6,847.18	225.00	51,537.72
0000306647	*JOURNEYMAN AUTOMOTIVE TECH	43,804.80	43,804.80	0.00	45,346.88	4,785.89	225.00	50,357.77
0000327115	*MOBILITY OPERATOR	23,358.40	24,564.80	1,206.40	23,121.27	4,085.25	0.00	27,206.52
0000304372	*MOBILITY OPERATOR	30,409.60	30,409.60	0.00	29,791.94	2,845.49	0.00	32,637.43

## MARTOC REPORT

EE NUMBER	TITLE	FY 12	FY 13	DIFFERENCE	REGULAR	OVERTIME	OTHER	TOTAL
		BASE SALARY	BASE SALARY	+/-	EARNINGS	EARNINGS	EARNINGS	EARNINGS
0000329018	*BUS OPERATOR	28,454.40	28,454.40	0.00	24,988.00	1,323.83	0.00	26,311.83
0000321541	*BUS OPERATOR	40,643.20	40,643.20	0.00	42,302.92	2,760.61	0.00	45,063.53
0000326193	*INSPECTOR	40,643.20	41,267.20	624.00	40,790.81	381.51	225.00	41,397.32
0000322864	*MOBILITY OPERATOR	26,083.20	27,414.40	1,331.20	26,233.35	1,250.48	0.00	27,483.83
0000323910	CIVIL ENGINEER VI	81,208.14	81,208.14	0.00	81,208.80	0.00	0.00	81,208.80
0000324395	*JOURNEYMAN ET-TRAIN CONTROL	43,804.80	43,804.80	0.00	46,971.69	24,348.05	225.00	71,544.74
0000317179	*JOURNEYMAN ET-HVAC (DATE LAST EMPLOYED 18-MAY-13)	43,804.80	43,804.80	0.00	43,223.00	3,869.79	225.00	47,317.79
0000309359	CONTRACT INSTRUCTOR	0.00	0.00	0.00	49,950.30	5,338.20	0.00	55,288.50
0000318281	*BUS OPERATOR	40,643.20	40,643.20	0.00	41,431.50	7,977.10	0.00	49,408.60
0000315630	ACCOUNTANT II	46,970.82	46,970.82	0.00	46,971.09	0.00	1,445.28	48,416.37
0000322028	PERFORMANCE ANALYST	64,639.12	64,639.12	0.00	63,686.47	0.00	3,501.80	67,188.27
0000302937	*JOURNEYMAN RAIL CAR MECHANIC	43,804.80	43,804.80	0.00	45,166.60	3,474.90	225.00	48,866.50
0000319669	TRANSIT POLICE SERGEANT	50,668.80	54,204.80	3,536.00	53,389.88	28,438.10	2,460.36	84,288.34
0000303979	*BUS OPERATOR	40,643.20	40,643.20	0.00	41,712.84	5,011.91	0.00	46,724.75
0000324940	*BUS OPERATOR	28,454.40	31,491.20	3,036.80	27,419.14	1,156.75	0.00	28,575.89
0000305734	JOC WORK ORDER COORDINATOR	51,216.56	60,938.80	9,722.24	55,370.25	4,425.76	3,613.54	63,409.55
0000314959	MGR PURCHASING	71,849.70	71,849.70	0.00	71,850.40	0.00	2,763.45	74,613.85
0000315027	*BUS OPERATOR	40,643.20	40,643.20	0.00	42,338.38	4,678.91	162.19	47,179.48
0000304358	*JOURNEYMAN SUPPORT EQUIPMENT	43,804.80	43,804.80	0.00	44,644.33	2,610.04	225.00	47,479.37
0000304144	RIDESTORE ASSISTANT	29,035.50	29,035.50	0.00	29,392.96	3,283.33	4,020.31	36,696.60
0000305958	*STATION AGENT	37,169.60	37,169.60	0.00	38,411.63	9,080.30	0.00	47,491.93
0000302678	*BUS OPERATOR	40,643.20	40,643.20	0.00	41,474.42	16.13	0.00	41,490.55
0000321693	*BUS OPERATOR	40,643.20	40,643.20	0.00	41,718.61	4,138.74	0.00	45,857.35
0000324188	*JOURNEYMAN ELEC POWER ELECT	43,804.80	43,804.80	0.00	45,059.48	695.00	225.00	45,979.48
0000303996	*TRACK MAINTAINER	43,118.40	43,118.40	0.00	44,194.66	3,451.60	0.00	47,646.26
0000303447	*REVENUE AGENT	41,308.80	41,308.80	0.00	41,224.75	5,578.22	317.76	47,120.73
0000322922	*BUS OPERATOR	40,643.20	40,643.20	0.00	41,642.23	1,762.51	0.00	43,404.74
0000303592	*JOURNEYMAN ET-RAIL CAR MAINT (DATE LAST EMPLOYED 01-APR-13)	43,804.80	43,804.80	0.00	42,017.72	710.78	225.00	42,953.50
0000320165	*JOURNEYMAN ET-TELEPHONE MAINT	43,804.80	43,804.80	0.00	43,896.92	11,763.56	393.48	56,053.96
0000306255	*BUS OPERATOR	40,643.20	40,643.20	0.00	48,190.50	38,820.79	0.00	87,011.29
0000304966	*MATERIAL CONTROLLER (DATE LAST EMPLOYED 07-APR-13)	42,369.60	42,369.60	0.00	32,891.59	0.00	0.00	32,891.59
0000306446	*JOURNEYMAN RAIL CAR MECHANIC	43,804.80	43,804.80	0.00	44,375.05	9,137.42	225.00	53,737.47
0000322240	*MOBILITY OPERATOR	27,414.40	28,766.40	1,352.00	27,204.96	1,171.36	0.00	28,376.32
0000319398	*BUS OPERATOR	40,643.20	40,643.20	0.00	42,565.69	5,007.83	0.00	47,573.52

## MARTOC REPORT

EE NUMBER	TITLE	FY 12	FY 13	DIFFERENCE	REGULAR	OVERTIME	OTHER	TOTAL
		BASE SALARY	BASE SALARY	+/-	EARNINGS	EARNINGS	EARNINGS	EARNINGS
0000317506	DATA WAREHOUSE ARCHITECT	86,966.10	86,966.10	0.00	88,945.58	0.00	3,344.85	92,290.43
0000305985	HR INFORMATION SYSTEMS SPEC II	40,404.00	40,404.00	0.00	40,404.00	0.00	3,108.01	43,512.01
0000304407	SR ADJUSTER WORKERS COMP	61,810.32	61,810.32	0.00	61,810.55	0.00	0.00	61,810.55
0000320838	TRANSIT POLICE OFFICER SR	46,841.60	48,713.60	1,872.00	50,237.64	23,622.61	2,379.88	76,240.13
0000324181	*RAIL STATION CLEANER	28,412.80	28,412.80	0.00	29,104.83	4,938.10	0.00	34,042.93
0000307120	*MOBILITY OPERATOR	30,409.60	30,409.60	0.00	23,296.99	9,435.46	233.92	32,966.37
0000322931	*BUS OPERATOR	40,643.20	40,643.20	0.00	24,211.84	2,023.65	0.00	26,235.49
0000303448	DIVISION DISPATCHER	55,432.00	55,432.00	0.00	55,945.02	5,676.45	7,302.10	68,923.57
0000329352	*BUS OPERATOR	28,454.40	28,454.40	0.00	18,106.37	2,229.56	0.00	20,335.93
0000302351	*AA INSPECTOR	43,804.80	43,804.80	0.00	49,060.93	14,805.13	225.00	64,091.06
0000303784	*JOURNEYMAN RAIL CAR MECHANIC	43,804.80	43,804.80	0.00	43,523.05	1,934.89	225.00	45,682.94
0000322238	*BUS OPERATOR	40,643.20	40,643.20	0.00	30,278.56	2,354.84	0.00	32,633.40
0000317773	*JOURNEYMAN ET-RAIL CAR MAINT	43,804.80	43,804.80	0.00	46,113.49	8,039.66	225.00	54,378.15
0000304309	*JOURNEYMAN RAIL CAR MECHANIC	43,804.80	43,804.80	0.00	45,095.67	7,044.57	225.00	52,365.24
0000317536	QA ENGINEER	73,757.32	73,757.32	0.00	60,424.58	0.00	13,049.42	73,474.00
0000306664	FOREMAN POWER	52,104.00	52,104.00	0.00	52,855.55	6,525.61	2,004.00	61,385.16
0000323507	*MOBILITY OPERATOR	24,564.80	26,083.20	1,518.40	23,469.96	2,016.86	0.00	25,486.82
0000303719	*MOBILITY OPERATOR	30,409.60	30,409.60	0.00	32,656.77	6,891.58	0.00	39,548.35
0000305738	*BUS OPERATOR	40,643.20	40,643.20	0.00	42,446.05	9,981.66	0.00	52,427.71
0000321616	*BUS OPERATOR	40,643.20	40,643.20	0.00	33,854.70	8,577.40	0.00	42,432.10
0000326793	IT PROJECT MANAGER	74,485.06	74,485.06	0.00	73,052.93	0.00	1,432.41	74,485.34
0000321229	LINE SUPERVISOR	36,108.80	48,048.00	11,939.20	38,853.36	7,504.46	0.00	46,357.82
0000303436	*SERVICEPERSON I	31,824.00	31,824.00	0.00	22,288.95	3,207.30	0.00	25,496.25
0000326260	CJIT-POLICE DISPATCHER	33,696.00	33,696.00	0.00	35,658.85	6,617.67	0.00	42,276.52
0000304698	ACCOUNTING SPECIALIST III	43,953.00	43,953.00	0.00	42,465.89	0.00	2,265.27	44,731.16
0000326524	SYSTEM SAFETY ENGINEER II	66,340.04	66,340.04	0.00	66,340.72	0.00	0.00	66,340.72
0000320807	CONTRACT PROFESSIONAL	0.00	0.00	0.00	81,144.00	8,190.00	0.00	89,334.00
0000320032	*JOURNEYMAN ET-RADIO MAINT	43,804.80	43,804.80	0.00	42,364.81	608.12	1,245.75	44,218.68
0000316117	*TRACK MAINTAINER	43,118.40	43,118.40	0.00	46,894.87	13,044.53	0.00	59,939.40
0000302780	SUPT BUS TRANSPORTATION	62,614.50	62,614.50	0.00	62,614.62	0.00	3,853.20	66,467.82
0000318018	MOBILITY SCHEDULER II	34,690.50	34,690.50	0.00	35,037.53	1,801.26	1,200.83	38,039.62
0000325369	*MOBILITY OPERATOR	24,564.80	26,083.20	1,518.40	24,976.04	1,451.77	0.00	26,427.81
0000304637	*BUS OPERATOR	40,643.20	40,643.20	0.00	40,470.44	2,152.93	0.00	42,623.37
0000303709	GEN FOREMAN BLDGS & GROUNDS (DATE LAST EMPLOYED 01-APR-13)	62,839.40	62,839.40	0.00	48,338.08	0.00	4,934.42	53,272.50
0000324855	TRANSIT POLICE OFFICER SPECIAL	54,787.20	56,971.20	2,184.00	58,579.44	35,124.20	2,138.70	95,842.34

## MARTOC REPORT

EE NUMBER	TITLE	FY 12	FY 13	DIFFERENCE	REGULAR	OVERTIME	OTHER	TOTAL
		BASE SALARY	BASE SALARY	+/-	EARNINGS	EARNINGS	EARNINGS	EARNINGS
0000303143	FIELD INSPECTOR	51,226.50	51,226.50	0.00	52,235.51	7,867.94	4,203.20	64,306.65
0000326181	CONTRACT PROFESSIONAL	0.00	0.00	0.00	74,899.00	4,421.00	0.00	79,320.00
0000307121	*MOBILITY OPERATOR	30,409.60	30,409.60	0.00	30,117.28	3,136.06	0.00	33,253.34
0000328225	ARCHITECT IV	65,887.12	65,887.12	0.00	55,836.98	0.00	0.00	55,836.98
0000323588	*BUS OPERATOR	37,606.40	40,643.20	3,036.80	38,449.56	3,979.96	0.00	42,429.52
0000328460	*INSPECTOR	39,603.20	40,206.40	603.20	40,371.83	3,831.92	0.00	44,203.75
0000317725	*STATION AGENT	37,169.60	37,169.60	0.00	41,364.81	22,275.11	0.00	63,639.92
0000315245	SUPV RAIL LINE	48,048.00	48,048.00	0.00	49,588.78	2,795.13	1,386.00	53,769.91
0000306448	*JOURNEYMAN ET-RAIL CAR MAINT	43,804.80	43,804.80	0.00	44,488.38	0.00	225.00	44,713.38
0000327221	MGR CIVIL & STRUC ENGINEERING	100,000.16	100,000.16	0.00	100,001.24	0.00	0.00	100,001.24
0000327320	*JOURNEYMAN RAIL CAR MECHANIC (DATE LAST EMPLOYED 10-DEC-12)	41,080.00	41,392.00	312.00	16,652.95	3,740.18	225.00	20,618.13
0000304557	*JOURNEYMAN ET-RAIL CAR MAINT	43,804.80	43,804.80	0.00	44,970.98	12,012.11	225.00	57,208.09
0000304556	RAIL SERVICES CONTROLLER	57,720.00	57,720.00	0.00	57,942.00	11,280.44	8,880.00	78,102.44
0000324689	MOBILITY CUSTOMER CARE REP	36,348.00	36,348.00	0.00	37,312.62	7,080.87	2,072.96	46,466.45
0000302559	*BUS OPERATOR	40,643.20	40,643.20	0.00	39,897.13	4,564.86	0.00	44,461.99
0000322201	*BUS OPERATOR	31,491.20	34,548.80	3,057.60	30,220.13	5,707.60	0.00	35,927.73
0000302604	MGR SPECIAL PROJECTS	76,305.32	76,305.32	0.00	76,305.91	0.00	0.00	76,305.91
0000304107	OFFICE ADMINISTRATOR II	51,021.88	51,021.88	0.00	51,022.21	0.00	981.20	52,003.41
0000327668	*INSPECTOR	39,603.20	40,643.20	1,040.00	41,545.36	17,475.30	225.00	59,245.66
0000324238	BUSINESS ANALYST III	61,000.16	74,486.88	13,486.72	64,112.69	0.00	0.00	64,112.69
0000305530	*BUS OPERATOR	40,643.20	40,643.20	0.00	42,878.57	5,852.98	191.50	48,923.05
0000305255	*SERVICEPERSON I (A)	31,824.00	32,281.60	457.60	32,615.75	2,110.93	0.00	34,726.68
0000304958	*MATERIAL CONTROLLER LEAD (DATE LAST EMPLOYED 03-MAY-13)	43,659.20	43,659.20	0.00	43,623.99	3,062.00	0.00	46,685.99
0000321478	*BUS OPERATOR	40,643.20	40,643.20	0.00	45,181.48	17,417.74	0.00	62,599.22
0000307038	MGR TRANSIT RESEARCH	81,372.20	81,372.20	0.00	81,372.33	0.00	3,129.70	84,502.03
0000306557	MGR TRAIN CONTROL	88,792.60	88,792.60	0.00	88,793.14	0.00	12,522.07	101,315.21
0000320170	*BUS OPERATOR	40,643.20	40,643.20	0.00	42,381.12	5,703.89	0.00	48,085.01
0000324760	*JOURNEYMAN SUPPORT EQUIPMENT	43,804.80	43,804.80	0.00	44,270.75	4,185.71	225.00	48,681.46
0000321695	*BUS OPERATOR	40,643.20	40,643.20	0.00	41,888.69	4,270.00	156.32	46,315.01
0000316613	TRANSIT POLICE OFFICER SR	54,787.20	54,787.20	0.00	55,498.38	6,973.56	1,211.64	63,683.58
0000305231	*BUS OPERATOR	40,643.20	40,643.20	0.00	41,726.08	4,376.78	0.00	46,102.86
0000306613	ACCOUNTING SPECIALIST II	42,880.50	42,880.50	0.00	42,880.70	0.00	3,688.83	46,569.53
0000318189	TRANSIT POLICE SERGEANT	58,614.40	60,964.80	2,350.40	61,243.03	8,786.56	1,465.50	71,495.09
0000305724	CONTRACT EMP PT POLICE OFFICER	0.00	0.00	0.00	28,980.00	0.00	0.00	28,980.00

## MARTOC REPORT

EE NUMBER	TITLE	FY 12	FY 13	DIFFERENCE	REGULAR	OVERTIME	OTHER	TOTAL
		BASE SALARY	BASE SALARY	+/-	EARNINGS	EARNINGS	EARNINGS	EARNINGS
0000303938	*JOURNEYMAN ET-RADIO MAINT	43,804.80	43,804.80	0.00	46,339.88	6,091.19	225.00	52,656.07
0000315323	*BUS OPERATOR	40,643.20	40,643.20	0.00	41,325.87	610.01	0.00	41,935.88
0000322573	TRANSIT POLICE OFFICER SR	48,713.60	50,668.80	1,955.20	48,617.24	5,285.50	1,023.12	54,925.86
0000306288	*BUS OPERATOR	40,643.20	40,643.20	0.00	44,118.53	13,116.15	0.00	57,234.68
0000305082	*BUS OPERATOR	40,643.20	40,643.20	0.00	42,724.40	4,055.16	0.00	46,779.56
0000307122	*MOBILITY OPERATOR	30,409.60	30,409.60	0.00	31,639.00	2,160.17	0.00	33,799.17
0000321998	MOBILITY CUSTOMER CARE REP	36,348.00	36,348.00	0.00	37,792.60	11,049.52	699.00	49,541.12
0000322143	*INSPECTOR	43,804.80	43,118.40	-686.40	46,648.62	9,831.86	225.00	56,705.48
0000323956	*BUS OPERATOR	37,606.40	40,643.20	3,036.80	40,354.17	1,922.94	0.00	42,277.11
0000304509	CONTRACT INSTRUCTOR	0.00	0.00	0.00	55,143.92	0.00	0.00	55,143.92
0000302671	MARKETING & SALES ASSOCIATE	54,097.42	54,097.42	0.00	50,768.62	0.00	6,228.18	56,996.80
0000324588	BENEFITS-CUSTOMER SVC REP	45,000.02	45,000.02	0.00	41,192.64	0.00	5,053.87	46,246.51
0000306417	*BUS OPERATOR	40,643.20	40,643.20	0.00	41,644.49	1,489.91	0.00	43,134.40
0000305989	MGR ACCOUNTING	86,768.50	86,768.50	0.00	86,768.83	0.00	10,011.78	96,780.61
0000304599	*MATERIAL CONTROLLER LEAD	43,659.20	43,659.20	0.00	43,917.47	1,314.52	0.00	45,231.99
0000322813	SUPV BUS TRANSPORTATION	48,048.00	48,048.00	0.00	48,729.45	5,838.54	1,108.80	55,676.79
0000318004	*BUS OPERATOR	40,643.20	40,643.20	0.00	41,733.39	2,150.86	0.00	43,884.25
0000311377	DIR ENTERPRISE TECHNOLOGY	99,416.46	101,000.12	1,583.66	100,878.43	0.00	14,347.21	115,225.64
0000327632	*BUS OPERATOR	28,454.40	31,491.20	3,036.80	30,588.70	3,083.48	0.00	33,672.18
0000321625	ACCOUNTING SYS ADM & PROJ MGR	63,974.04	72,980.96	9,006.92	71,249.11	0.00	4,491.15	75,740.26
0000323964	TRANSIT POLICE OFFICER SR	46,841.60	48,713.60	1,872.00	49,226.04	21,532.72	900.80	71,659.56
0000323367	*BUS OPERATOR	37,606.40	40,643.20	3,036.80	42,815.71	6,418.31	0.00	49,234.02
0000322746	RESIDENT ENGINEER	85,053.28	85,053.28	0.00	85,053.94	0.00	5,426.87	90,480.81
0000326878	CJIT-POLICE DISPATCHER	33,696.00	33,696.00	0.00	33,748.41	5,825.96	0.00	39,574.37
0000323596	*INSPECTOR	43,118.40	43,118.40	0.00	44,460.29	10,179.67	0.00	54,639.96
0000319299	*RAIL STATION CLEANER	28,412.80	28,412.80	0.00	30,930.76	8,262.61	0.00	39,193.37
0000320850	*RAIL STATION CLEANER	28,412.80	28,412.80	0.00	28,408.16	174.17	0.00	28,582.33
0000327124	*MOBILITY OPERATOR	23,358.40	24,564.80	1,206.40	25,501.57	14,183.37	0.00	39,684.94
0000322568	TRANSIT POLICE OFFICER SR	45,032.00	46,841.60	1,809.60	43,488.74	4,135.24	5,949.90	53,573.88
0000319665	*BUS OPERATOR	40,643.20	40,643.20	0.00	40,935.09	3,010.93	0.00	43,946.02
0000319738	*MOBILITY OPERATOR	30,409.60	30,409.60	0.00	29,356.98	4,166.75	0.00	33,523.73
0000321022	*BUS OPERATOR	40,643.20	40,643.20	0.00	40,002.96	7,029.57	0.00	47,032.53
0000329230	CONTRACT SPECIALIST II	62,750.22	62,750.22	0.00	50,441.63	0.00	0.00	50,441.63
0000304896	*STATION AGENT	37,169.60	37,169.60	0.00	41,342.29	1,199.56	0.00	42,541.85
0000321825	*RAIL STATION CLEANER	28,412.80	28,412.80	0.00	29,917.59	4,876.64	0.00	34,794.23

## MARTOC REPORT

EE NUMBER	TITLE	FY 12	FY 13	DIFFERENCE	REGULAR	OVERTIME	OTHER	TOTAL
		BASE SALARY	BASE SALARY	+/-	EARNINGS	EARNINGS	EARNINGS	EARNINGS
0000305235	*JOURNEYMAN ET-TELEPHONE MAINT	43,804.80	43,804.80	0.00	49,330.42	14,097.13	225.00	63,652.55
0000323696	*RAIL OPERATOR	37,606.40	40,643.20	3,036.80	40,229.82	3,958.70	0.00	44,188.52
0000321842	CREDIT COLLEC CLEARHSE ANALYST	51,304.50	51,304.50	0.00	51,304.65	0.00	3,354.53	54,659.18
0000303889	SUPV RAIL LINE	48,048.00	48,048.00	0.00	48,347.15	5,284.15	1,848.00	55,479.30
0000318894	AGM COMMUNICATIONS & EXT AFF	140,172.50	140,172.50	0.00	140,172.70	0.00	2,695.63	142,868.33
0000321823	*RAIL STATION CLEANER	28,412.80	28,412.80	0.00	30,188.61	8,237.00	0.00	38,425.61
0000328290	*BUS OPERATOR	31,491.20	31,491.20	0.00	28,458.34	6,360.07	0.00	34,818.41
0000324491	AUDITOR III (DATE LAST EMPLOYED 09-AUG-13)	53,000.22	60,500.18	7,499.96	56,396.57	0.00	930.78	57,327.35
0000320921	*JOURNEYMAN AUTOMOTIVE TECH	43,804.80	43,804.80	0.00	45,107.87	6,556.59	225.00	51,889.46
0000306049	*BUS OPERATOR (DATE LAST EMPLOYED 01-MAR-13)	40,643.20	40,643.20	0.00	34,247.76	1,504.64	0.00	35,752.40
0000323594	*BUS OPERATOR	37,606.40	40,643.20	3,036.80	39,511.34	3,171.54	0.00	42,682.88
0000320303	*JOURNEYMAN ET-COMPUTER MAINT	43,804.80	43,804.80	0.00	45,102.62	5,647.39	225.00	50,975.01
0000316538	*BUS OPERATOR	40,643.20	40,643.20	0.00	37,851.06	5,293.26	0.00	43,144.32
0000323369	*BUS OPERATOR	37,606.40	40,643.20	3,036.80	41,929.66	3,154.94	0.00	45,084.60
0000329013	*BUS OPERATOR	28,454.40	28,454.40	0.00	25,838.75	6,157.11	0.00	31,995.86
0000305327	*JOURNEYMAN AUTOMOTIVE TECH	43,804.80	43,804.80	0.00	40,514.32	1,990.22	225.00	42,729.54
0000303879	*BUS OPERATOR (DATE LAST EMPLOYED 01-JAN-13)	40,643.20	40,643.20	0.00	23,149.29	2,001.76	0.00	25,151.05
0000327275	*MOBILITY OPERATOR	23,358.40	24,564.80	1,206.40	23,883.03	3,415.48	0.00	27,298.51
0000305150	RECRUITING TECHNICIAN II	36,270.00	39,292.50	3,022.50	37,663.10	777.17	3,090.70	41,530.97
0000303497	DISPATCHER MOBILITY	38,126.40	38,126.40	0.00	36,423.41	902.84	0.00	37,326.25
0000303495	*RAIL OPERATOR	40,643.20	40,643.20	0.00	44,377.59	15,372.96	0.00	59,750.55
0000320357	*RAIL STATION CLEANER	28,412.80	28,412.80	0.00	30,774.76	6,992.23	0.00	37,766.99
0000303487	*BUS OPERATOR	40,643.20	40,643.20	0.00	41,448.77	18,136.31	0.00	59,585.08
0000315746	*MATERIAL CONTROLLER	42,369.60	42,369.60	0.00	43,381.01	5,851.35	0.00	49,232.36
0000302900	*JOURNEYMAN RAIL CAR MECHANIC	43,804.80	43,804.80	0.00	44,111.68	2,969.46	225.00	47,306.14
0000322146	*BUS OPERATOR	40,643.20	40,643.20	0.00	38,979.09	8,598.27	0.00	47,577.36
0000328849	*JOURNEYMAN ET-TRAIN CONTROL	39,603.20	41,080.00	1,476.80	40,637.65	9,443.89	450.00	50,531.54
0000315229	STAT PERFORM BUDGET ANALYST (DATE LAST EMPLOYED 22-FEB-13)	80,000.18	80,000.18	0.00	55,385.00	0.00	0.00	55,385.00
0000321613	FOREMAN POWER	52,104.00	52,104.00	0.00	52,730.30	6,362.78	0.00	59,093.08
0000327463	*SERVICEPERSON I (A)	29,182.40	30,846.40	1,664.00	29,268.00	295.84	0.00	29,563.84
0000302367	*MOBILITY OPERATOR	30,409.60	30,409.60	0.00	30,151.72	6,809.32	116.96	37,078.00
0000320037	*BUS OPERATOR	29,182.40	34,548.80	5,366.40	32,861.48	5,271.81	0.00	38,133.29
0000314842	ENVIRONMENTAL SAFETY INSPECTOR	62,750.22	62,750.22	0.00	62,750.54	0.00	0.00	62,750.54
0000302074	*BUS OPERATOR	40,643.20	40,643.20	0.00	22,605.08	141.65	0.00	22,746.73

## MARTOC REPORT

EE NUMBER	TITLE	FY 12 BASE SALARY	FY 13 BASE SALARY	DIFFERENCE +/-	REGULAR EARNINGS	OVERTIME EARNINGS	OTHER EARNINGS	TOTAL EARNINGS
0000323662	(DATE LAST EMPLOYED 01-JAN-13) *BUS OPERATOR	37,606.40	40,643.20	3,036.80	22,949.81	4,496.83	0.00	27,446.64
0000302279	(DATE LAST EMPLOYED 20-JUN-13) DIVISION DISPATCHER	48,588.80	48,588.80	0.00	48,495.36	2,877.96	2,188.14	53,561.46
0000320662	*JOURNEYMAN ET-HVAC	43,804.80	43,804.80	0.00	44,744.59	6,452.29	225.00	51,421.88
0000319881	*BUS OPERATOR	40,643.20	40,643.20	0.00	38,777.01	7,141.50	0.00	45,918.51
0000314951	*JOURNEYMAN SUPPORT EQUIPMENT	43,804.80	43,804.80	0.00	44,623.49	2,069.16	225.00	46,917.65
0000315059	*BUS OPERATOR	40,643.20	40,643.20	0.00	42,785.58	8,663.31	0.00	51,448.89
0000302676	TRANSIT POLICE OFFICER SR	54,787.20	54,787.20	0.00	55,788.12	22,234.27	6,532.32	84,554.71
0000326639	*JOURNEYMAN OVERHAULER	41,080.00	42,390.40	1,310.40	42,620.45	246.63	225.00	43,092.08
0000315380	*JOURNEYMAN ET-TELEPHONE MAINT	43,804.80	43,804.80	0.00	44,897.29	12,715.05	225.00	57,837.34
0000306090	SUPV CAR REPAIR INSPECTION	56,118.40	56,118.40	0.00	55,066.18	3,372.50	2,428.20	60,866.88
0000322565	*INSPECTOR	43,118.40	43,118.40	0.00	45,334.72	9,802.81	225.00	55,362.53
0000306432	*BUS OPERATOR	40,643.20	40,643.20	0.00	37,855.63	0.00	0.00	37,855.63
0000306247	*SERVICEPERSON I (A)	32,281.60	32,281.60	0.00	32,554.56	3,700.83	0.00	36,255.39
0000318882	*BUS OPERATOR	40,643.20	40,643.20	0.00	41,355.74	5,746.95	0.00	47,102.69
0000319225	TRANSIT POLICE OFFICER SR	52,686.40	54,787.20	2,100.80	54,323.65	6,700.14	2,026.40	63,050.19
0000326541	*BUS OPERATOR	28,454.40	31,491.20	3,036.80	30,550.42	5,577.47	0.00	36,127.89
0000307123	*MOBILITY OPERATOR	30,409.60	30,409.60	0.00	33,256.13	10,526.50	0.00	43,782.63
0000303429	FARE COLLECT ASST SP PROJ	33,111.00	33,111.00	0.00	33,794.45	4,113.43	1,273.50	39,181.38
0000320602	BREEZE MEDIA DISTRIBUTION AGT	38,577.76	38,577.76	0.00	38,578.09	0.00	296.37	38,874.46
0000322117	*BUS OPERATOR	31,491.20	34,548.80	3,057.60	21,043.10	2,028.03	0.00	23,071.13
0000304302	*SR TRAFFIC CHECKER	32,427.20	32,427.20	0.00	33,436.69	9,324.88	0.00	42,761.57
0000306249	TRANSIT POLICE MAJOR	89,336.52	89,336.52	0.00	85,556.99	0.00	20,959.73	106,516.72
0000327292	*BUS OPERATOR	28,454.40	31,491.20	3,036.80	28,278.84	2,154.08	0.00	30,432.92
0000303177	*BUS OPERATOR	40,643.20	40,643.20	0.00	40,007.25	788.75	0.00	40,796.00
0000316232	*RAIL STATION CLEANER	28,412.80	28,412.80	0.00	31,115.18	8,744.16	0.00	39,859.34
0000314984	*INFORMATION SYSTEMS REC CLERK	30,409.60	31,699.20	1,289.60	31,439.25	212.86	0.00	31,652.11
0000306011	*SR TRAFFIC CHECKER	32,427.20	32,427.20	0.00	34,578.68	8,255.04	0.00	42,833.72
0000306159	SUPV BUS SCHEDULING	85,829.90	92,037.92	6,208.02	87,381.22	0.00	8,803.07	96,184.29
0000304468	*RAIL STATION CLEANER	28,412.80	28,412.80	0.00	28,404.75	8,359.92	0.00	36,764.67
0000305379	CONTRACT PROFESSIONAL	0.00	0.00	0.00	41,914.95	0.00	0.00	41,914.95
0000328135	*BUS OPERATOR	31,491.20	31,491.20	0.00	28,778.41	4,144.33	0.00	32,922.74
0000323364	*BUS OPERATOR	37,606.40	40,643.20	3,036.80	42,939.87	6,787.53	0.00	49,727.40
0000306054	*RAIL OPERATOR	40,643.20	40,643.20	0.00	32,267.97	24.33	0.00	32,292.30
0000305998	*BUS OPERATOR	40,643.20	40,643.20	0.00	44,696.56	10,527.78	0.00	55,224.34

## MARTOC REPORT

EE NUMBER	TITLE	FY 12	FY 13	DIFFERENCE	REGULAR	OVERTIME	OTHER	TOTAL
		BASE SALARY	BASE SALARY	+/-	EARNINGS	EARNINGS	EARNINGS	EARNINGS
0000303155	SUPV BUS TRANSPORTATION	48,048.00	48,048.00	0.00	43,254.77	2,182.95	2,402.40	47,840.12
0000302148	*AA INSPECTOR	43,804.80	43,804.80	0.00	48,639.40	11,236.77	225.00	60,101.17
0000302209	OFFICE ADMINISTRATOR II	54,685.80	54,685.80	0.00	54,685.81	0.00	0.00	54,685.81
0000316649	IT BUSINESS ANALYST III	73,206.90	73,206.90	0.00	73,207.03	0.00	5,939.53	79,146.56
0000321102	*BUS OPERATOR	40,643.20	40,643.20	0.00	40,729.03	4,596.22	0.00	45,325.25
0000329888	TRANSIT POLICE OFFICER	40,040.00	40,040.00	0.00	18,690.24	3,039.12	0.00	21,729.36
0000324751	IT QUALITY ASSURANCE ENGINEER	75,000.12	75,000.12	0.00	75,000.26	0.00	0.00	75,000.26
0000329277	*SERVICEPERSON I	30,472.00	30,472.00	0.00	22,818.72	571.73	0.00	23,390.45
0000302858	PLANNER COMM COMPTR & FARECOLL	52,686.40	52,686.40	0.00	52,736.40	0.00	0.00	52,736.40
0000323961	CHF AGREEMENTS & UTILITIES	77,729.08	77,729.08	0.00	77,729.40	0.00	0.00	77,729.40
0000303803	RAIL SERVICES CONTROLLER	58,240.00	58,240.00	0.00	51,772.00	3,395.00	12,544.00	67,711.00
0000303751	TRANSIT POLICE OFFICER SPECIAL	56,971.20	56,971.20	0.00	57,245.10	18,231.57	7,340.52	82,817.19
0000303753	TRANSIT POLICE SERGEANT	65,936.00	65,936.00	0.00	67,246.66	25,855.41	7,608.00	100,710.07
0000304232	*MOBILITY OPERATOR	30,409.60	30,409.60	0.00	31,769.26	1,085.60	0.00	32,854.86
0000303196	MGR ELEC & MECH ENGINEERING	92,340.82	92,340.82	0.00	92,341.96	0.00	12,785.69	105,127.65
0000317058	*REVENUE AGENT	41,308.80	41,308.80	0.00	42,762.14	1,988.52	0.00	44,750.66
0000323997	TRANSIT POLICE OFFICER	45,032.00	46,841.60	1,809.60	44,674.14	20,790.93	3,966.60	69,431.67
0000326277	*MOBILITY OPERATOR	23,358.40	24,564.80	1,206.40	24,819.75	1,259.13	0.00	26,078.88
0000317265	*TRACK MAINTAINER	43,118.40	43,118.40	0.00	31,253.88	4,438.91	414.60	36,107.39
0000323419	*MOBILITY OPERATOR	26,083.20	27,414.40	1,331.20	20,209.69	694.77	0.00	20,904.46
0000305940	*BUS OPERATOR	40,643.20	40,643.20	0.00	42,188.71	3,439.35	0.00	45,628.06
0000304420	*JOURNEYMAN ET-COMPUTER MAINT	43,804.80	43,804.80	0.00	48,398.50	20,462.49	225.00	69,085.99
0000319804	MAINTENANCE PLANNER BUS	52,686.40	52,686.40	0.00	54,130.21	2,963.61	0.00	57,093.82
0000323036	*JOURNEYMAN ET-RADIO MAINT (DATE LAST EMPLOYED 02-JAN-13)	43,804.80	43,804.80	0.00	23,852.16	2,930.00	0.00	26,782.16
0000303366	SUPV RAIL LINE	48,048.00	48,048.00	0.00	49,474.45	19,375.19	4,620.00	73,469.64
0000303607	*BUS OPERATOR	40,643.20	40,643.20	0.00	42,669.11	2,644.85	0.00	45,313.96
0000302308	*JOURNEYMAN RAIL CAR MECHANIC	43,804.80	43,804.80	0.00	48,961.86	15,289.65	225.00	64,476.51
0000306175	*BUS OPERATOR	40,643.20	40,643.20	0.00	41,381.45	13,077.11	0.00	54,458.56
0000315643	OFFICE ENGINEER	67,002.00	72,721.22	5,719.22	68,799.54	532.58	1,546.89	70,879.01
0000323611	*BUS OPERATOR	37,606.40	40,643.20	3,036.80	31,113.35	1,499.21	0.00	32,612.56
0000328846	*JOURNEYMAN ET-TRAIN CONTROL	39,603.20	41,080.00	1,476.80	40,594.23	3,415.61	450.00	44,459.84
0000305192	*BUS OPERATOR	40,643.20	40,643.20	0.00	42,368.26	11,905.93	0.00	54,274.19
0000302121	*JOURNEYMAN RAIL CAR MECHANIC	43,804.80	43,804.80	0.00	50,212.61	15,447.56	225.00	65,885.17
0000304605	*BUS OPERATOR (DATE LAST EMPLOYED 01-JUL-13)	40,643.20	40,643.20	0.00	33,906.52	19,749.75	476.58	54,132.85
0000320162	*MOBILITY OPERATOR	30,409.60	30,409.60	0.00	30,358.45	345.47	0.00	30,703.92



## MARTOC REPORT

EE NUMBER	TITLE	FY 12	FY 13	DIFFERENCE	REGULAR	OVERTIME	OTHER	TOTAL
		BASE SALARY	BASE SALARY	+/-	EARNINGS	EARNINGS	EARNINGS	EARNINGS
0000328453	*BUS OPERATOR (DATE LAST EMPLOYED 01-MAR-13)	28,454.40	28,454.40	0.00	19,988.58	1,711.23	0.00	21,699.81
0000303911	*RAIL STATION CLEANER	28,412.80	28,412.80	0.00	30,866.96	6,382.64	0.00	37,249.60
0000302887	GEN SUPT BUS MAINT	69,584.58	75,289.50	5,704.92	70,901.28	0.00	6,910.25	77,811.53
0000306521	*RAIL STATION CLEANER	28,412.80	28,412.80	0.00	28,353.52	0.00	109.28	28,462.80
0000324714	*BUS OPERATOR	34,548.80	37,606.40	3,057.60	37,474.34	5,057.11	0.00	42,531.45
0000305272	*BUS OPERATOR	40,643.20	40,643.20	0.00	43,362.81	14,152.49	0.00	57,515.30
0000318564	*BUS OPERATOR	40,643.20	40,643.20	0.00	42,367.70	2,757.96	0.00	45,125.66
0000317293	*JOURNEYMAN SUPPORT EQUIPMENT	43,804.80	43,804.80	0.00	43,070.33	3,624.96	225.00	46,920.29
0000306094	MOBILITY CUSTOMER CARE REP	36,523.50	36,523.50	0.00	36,931.01	3,469.83	2,247.60	42,648.44
0000320574	*MOBILITY OPERATOR (DATE LAST EMPLOYED 16-JAN-13)	30,409.60	30,409.60	0.00	20,393.77	3,492.40	0.00	23,886.17
0000303430	CONTRACTS RECORDS ADMIN	33,715.50	33,715.50	0.00	33,819.37	220.46	2,334.16	36,373.99
0000305076	*JOURNEYMAN RAIL CAR MECHANIC	43,804.80	43,804.80	0.00	44,497.14	1,078.18	225.00	45,800.32
0000325324	*JOURNEYMAN ET-RADIO MAINT	42,390.40	43,804.80	1,414.40	43,632.55	257.59	225.00	44,115.14
0000302680	*TRACK MAINTAINER	43,118.40	43,118.40	0.00	45,936.01	14,047.34	0.00	59,983.35
0000303986	*AA INSPECTOR	43,804.80	43,804.80	0.00	47,561.36	16,877.08	225.00	64,663.44
0000324617	TECHNICAL WRITER (DATE LAST EMPLOYED 14-DEC-12)	68,040.96	68,040.96	0.00	33,279.16	0.00	349.28	33,628.44
0000302241	INSTRUCTOR BUS TECH ENVIRON	60,257.60	60,257.60	0.00	60,257.60	0.00	3,476.40	63,734.00
0000303717	*JOURNEYMAN RAIL CAR MECHANIC	43,804.80	43,804.80	0.00	45,092.72	10,693.22	225.00	56,010.94
0000321545	*BUS OPERATOR	40,643.20	40,643.20	0.00	42,148.69	2,443.13	0.00	44,591.82
0000302380	*MATERIAL CONTROLLER LEAD	43,659.20	43,659.20	0.00	46,217.53	1,353.88	0.00	47,571.41
0000327324	*MOBILITY OPERATOR	23,358.40	23,358.40	0.00	23,413.54	8,174.14	0.00	31,587.68
0000305564	*MATERIAL CONTROLLER	42,369.60	42,369.60	0.00	42,567.32	1,520.17	0.00	44,087.49
0000314938	FIELD INSPECTOR (DATE LAST EMPLOYED 06-DEC-12)	53,799.92	53,799.92	0.00	27,369.16	11,256.69	10,106.69	48,732.54
0000319739	*BUS OPERATOR	40,643.20	40,643.20	0.00	36,231.75	484.00	0.00	36,715.75
0000302525	*STATION AGENT	37,169.60	37,169.60	0.00	39,591.04	22,120.91	0.00	61,711.95
0000306218	*MATERIAL CONTROLLER LEAD	43,659.20	43,659.20	0.00	43,546.53	4,463.04	167.92	48,177.49
0000304649	*BUS OPERATOR	40,643.20	40,643.20	0.00	41,115.41	2,152.59	0.00	43,268.00
0000306597	TRANSIT POLICE OFFICER SR	54,787.20	54,787.20	0.00	53,206.80	14,361.90	5,926.50	73,495.20
0000323909	*RAIL STATION CLEANER	28,412.80	28,412.80	0.00	30,388.87	8,692.89	0.00	39,081.76
0000316614	CJIT-POLICE DISPATCHER (DATE LAST EMPLOYED 28-JUN-13)	34,174.40	34,174.40	0.00	35,961.55	12,341.06	504.90	48,807.51
0000305941	*RAIL OPERATOR	40,643.20	40,643.20	0.00	43,006.92	12,823.57	0.00	55,830.49
0000322436	TRANSIT POLICE OFFICER SR	48,713.60	50,668.80	1,955.20	50,574.24	24,524.10	974.40	76,072.74
0000317601	TRANSIT POLICE OFFICER	50,668.80	52,686.40	2,017.60	52,066.03	14,637.84	2,494.20	69,198.07
0000321653	DIR PROGRAM & CONTRACT MGMT	104,500.24	104,500.24	0.00	104,500.68	0.00	10,049.74	114,550.42

## MARTOC REPORT

EE NUMBER	TITLE	FY 12	FY 13	DIFFERENCE	REGULAR	OVERTIME	OTHER	TOTAL
		BASE SALARY	BASE SALARY	+/-	EARNINGS	EARNINGS	EARNINGS	EARNINGS
0000304706	*MOBILITY OPERATOR	30,409.60	30,409.60	0.00	28,426.86	301.55	0.00	28,728.41
0000320615	*RAIL OPERATOR	40,643.20	40,643.20	0.00	28,249.23	2,711.28	0.00	30,960.51
0000319806	*BUS OPERATOR	40,643.20	40,643.20	0.00	37,791.52	4,784.09	0.00	42,575.61
0000304048	*RAIL STATION CLEANER	28,412.80	28,412.80	0.00	31,990.50	10,649.68	0.00	42,640.18
0000306301	SUPV RAIL LINE	48,048.00	48,048.00	0.00	48,201.62	7,934.86	5,798.10	61,934.58
0000320644	*RAIL STATION CLEANER	28,412.80	28,412.80	0.00	30,102.00	11,289.99	0.00	41,391.99
0000304819	*STATION AGENT	37,169.60	37,169.60	0.00	39,979.70	10,232.87	0.00	50,212.57
0000321906	*BUS OPERATOR	31,491.20	34,548.80	3,057.60	33,303.25	3,052.67	0.00	36,355.92
0000303464	*MOBILITY OPERATOR	30,409.60	30,409.60	0.00	30,998.07	3,793.94	0.00	34,792.01
0000306424	*JOURNEYMAN AUTOMOTIVE TECH	43,804.80	43,804.80	0.00	45,044.26	6,349.63	225.00	51,618.89
0000311542	SUPV FIELD RESEARCH	0.00	0.00	0.00	24,311.25	1,411.90	0.00	25,723.15
0000302271	*BUS OPERATOR	40,643.20	40,643.20	0.00	46,213.85	24,903.12	0.00	71,116.97
0000321482	*RAIL OPERATOR	40,643.20	40,643.20	0.00	14,581.44	6,363.33	0.00	20,944.77
0000318277	SR EXECUTIVE ADMINISTRATOR BD	73,760.18	73,760.18	0.00	73,760.39	0.00	0.00	73,760.39
0000324650	*MOBILITY OPERATOR	26,083.20	27,414.40	1,331.20	26,531.07	4,698.69	0.00	31,229.76
0000308803	*BUS OPERATOR	40,643.20	40,643.20	0.00	43,001.45	5,586.92	0.00	48,588.37
0000323064	TRANSIT POLICE OFFICER SR (DATE LAST EMPLOYED 05-FEB-13)	48,713.60	48,713.60	0.00	29,157.90	3,425.18	6,354.55	38,937.63
0000324786	*RAIL OPERATOR	34,548.80	37,606.40	3,057.60	38,128.41	19,399.92	0.00	57,528.33
0000326467	CJIT-POLICE DISPATCHER (DATE LAST EMPLOYED 28-FEB-13)	33,696.00	33,696.00	0.00	23,471.30	8,474.69	4,460.35	36,406.34
0000321624	*BUS OPERATOR	40,643.20	40,643.20	0.00	43,735.73	11,543.34	0.00	55,279.07
0000326788	COMMUNICATIONS SPECIALIST	29,827.20	33,529.60	3,702.40	30,340.04	5,646.41	0.00	35,986.45
0000306153	*AA INSPECTOR (DATE LAST EMPLOYED 01-NOV-12)	43,804.80	43,804.80	0.00	16,245.14	11,893.69	1,537.89	29,676.72
0000304682	*MOBILITY OPERATOR	30,409.60	30,409.60	0.00	30,491.51	8,379.96	0.00	38,871.47
0000320156	*MOBILITY OPERATOR	30,409.60	30,409.60	0.00	23,537.14	11,337.87	0.00	34,875.01
0000302233	*BUS OPERATOR	40,643.20	40,643.20	0.00	43,456.00	3,814.23	0.00	47,270.23
0000320241	RAIL SERVICES CONTROLLER	33,696.00	50,440.00	16,744.00	42,712.00	2,559.88	4,462.00	49,733.88
0000305754	*BUS OPERATOR	40,643.20	40,643.20	0.00	42,299.43	13,611.46	0.00	55,910.89
0000303849	FOREMAN CUSTODIAL SERVICES	44,824.00	44,824.00	0.00	45,125.70	948.20	0.00	46,073.90
0000318553	*BUS OPERATOR	40,643.20	40,643.20	0.00	42,036.00	7,093.17	0.00	49,129.17
0000302755	MAINTENANCE PLANNER-RAIL	52,104.00	52,104.00	0.00	52,479.40	475.95	8,016.00	60,971.35
0000321146	EMERGENCY PREP UNIT COORD	62,750.22	62,750.22	0.00	62,750.41	0.00	0.00	62,750.41
0000315335	*JOURNEYMAN RAIL CAR MECHANIC	43,804.80	43,804.80	0.00	43,989.57	0.00	225.00	44,214.57
0000302629	*RAIL OPERATOR	40,643.20	40,643.20	0.00	41,260.68	14,314.59	0.00	55,575.27
0000306499	SUPT BUS MAINTENANCE GARAGE	64,091.56	64,091.56	0.00	64,091.88	0.00	9,202.93	73,294.81

## MARTOC REPORT

EE NUMBER	TITLE	FY 12	FY 13	DIFFERENCE	REGULAR	OVERTIME	OTHER	TOTAL
		BASE SALARY	BASE SALARY	+/-	EARNINGS	EARNINGS	EARNINGS	EARNINGS
0000317771	*JOURNEYMAN RAIL CAR MECHANIC	43,804.80	43,804.80	0.00	48,968.00	11,810.89	225.00	61,003.89
0000315446	*TRACK WALKER	43,118.40	43,118.40	0.00	43,873.31	11,186.52	0.00	55,059.83
0000319811	DISPATCHER RADIO COMMUNICATION	48,588.80	48,588.80	0.00	43,519.68	1,962.24	6,377.28	51,859.20
0000317774	*MOBILITY OPERATOR	30,409.60	30,409.60	0.00	28,320.86	4,884.96	0.00	33,205.82
0000326868	*BUS OPERATOR	23,358.40	28,454.40	5,096.00	25,034.96	12,050.90	0.00	37,085.86
0000304625	*SERVICEPERSON IV	34,008.00	34,008.00	0.00	35,595.86	5,620.72	0.00	41,216.58
0000321475	TRANSIT POLICE OFFICER SR	48,713.60	50,668.80	1,955.20	46,801.38	31,083.64	8,842.68	86,727.70
0000315364	TRANSIT POLICE OFFICER SPECIAL	56,971.20	56,971.20	0.00	60,367.56	33,237.80	1,670.79	95,276.15
0000303999	*BUS OPERATOR	40,643.20	40,643.20	0.00	42,365.80	11,985.58	0.00	54,351.38
0000328921	*MOBILITY OPERATOR	23,358.40	23,358.40	0.00	20,124.20	1,103.41	0.00	21,227.61
0000318556	*BUS OPERATOR	40,643.20	40,643.20	0.00	25,577.13	3,409.19	0.00	28,986.32
0000305763	CONTRACT PROFESSIONAL	0.00	0.00	0.00	74,520.00	12,520.00	0.00	87,040.00
0000327309	*JOURNEYMAN RAIL CAR MECHANIC	41,080.00	42,390.40	1,310.40	42,031.75	3,585.07	225.00	45,841.82
0000325719	ADMINISTRATIVE ASSISTANT	35,626.50	39,195.00	3,568.50	38,194.44	3,493.04	685.13	42,372.61
0000305120	*MOBILITY OPERATOR	30,409.60	30,409.60	0.00	31,047.24	2,560.39	0.00	33,607.63
0000305601	*SR TRAFFIC CHECKER	32,427.20	32,427.20	0.00	33,175.57	12,172.04	0.00	45,347.61
0000305541	SUPV CAR REPAIR INSPECTION	52,104.00	52,104.00	0.00	31,654.21	1,402.80	8,817.60	41,874.61
0000320854	*RAIL STATION CLEANER	28,412.80	28,412.80	0.00	30,211.28	8,277.99	0.00	38,489.27
0000306429	SUPV RAIL YARD TOWER	53,248.00	53,248.00	0.00	53,830.40	9,420.80	6,144.00	69,395.20
0000304087	FOREMAN CUSTODIAL SERVICES	47,257.60	47,257.60	0.00	47,439.36	3,271.68	602.31	51,313.35
0000302591	*JOURNEYMAN OVERHAULER	43,804.80	43,804.80	0.00	44,567.64	5,370.30	435.60	50,373.54
0000303706	NON REVENUE PLANNER	53,144.00	53,144.00	0.00	53,144.00	0.00	3,066.00	56,210.00
0000325460	CONTRACT PROFESSIONAL	0.00	0.00	0.00	66,937.50	1,312.50	0.00	68,250.00
0000304148	SUPV NETWORK OPERATIONS CENTER	62,204.22	62,204.22	0.00	62,204.37	0.00	3,295.88	65,500.25
0000329820	FIELD INSPECTOR	51,226.50	51,226.50	0.00	27,892.27	2,456.28	0.00	30,348.55
0000303913	*BUS OPERATOR	40,643.20	40,643.20	0.00	40,813.01	917.92	0.00	41,730.93
0000303338	SR INFORMATION SYSTEMS ANALYST	84,514.30	84,514.30	0.00	84,514.64	0.00	9,751.68	94,266.32
0000304207	CONTRACT INSTRUCTOR (DATE LAST EMPLOYED 26-JUL-13)	0.00	0.00	0.00	42,186.52	0.00	0.00	42,186.52
0000320302	SR REGIONAL PLANNER (DATE LAST EMPLOYED 01-JUL-13)	60,008.00	70,076.50	10,068.50	65,042.83	0.00	5,427.69	70,470.52
0000318799	TRANSIT POLICE OFFICER SR	48,713.60	50,668.80	1,955.20	50,624.19	10,256.14	3,264.24	64,144.57
0000317600	CJIT-POLICE DISPATCHER	34,153.60	34,153.60	0.00	34,870.69	7,265.89	2,171.55	44,308.13
0000303500	*BUS OPERATOR	40,643.20	40,643.20	0.00	42,047.70	4,268.01	0.00	46,315.71
0000323610	*BUS OPERATOR	37,606.40	40,643.20	3,036.80	40,417.01	10,699.99	0.00	51,117.00
0000303266	*BUS OPERATOR	40,643.20	40,643.20	0.00	48,657.82	27,420.10	0.00	76,077.92
0000316779	*MATERIAL CONTROLLER	42,369.60	42,369.60	0.00	41,011.23	4,381.90	0.00	45,393.13

## MARTOC REPORT

EE NUMBER	TITLE	FY 12	FY 13	DIFFERENCE	REGULAR	OVERTIME	OTHER	TOTAL
		BASE SALARY	BASE SALARY	+/-	EARNINGS	EARNINGS	EARNINGS	EARNINGS
0000304423	(DATE LAST EMPLOYED 03-MAY-13) SUPV RAIL LINE	48,048.00	48,048.00	0.00	28,828.80	0.00	0.00	28,828.80
0000304038	SUPV BUS TRANSPORTATION	48,048.00	48,048.00	0.00	48,140.40	2,997.23	5,544.00	56,681.63
0000326345	BUS MECH ELEC ENGINEER	68,041.22	68,041.22	0.00	68,041.41	0.00	2,616.97	70,658.38
0000316606	*BUS OPERATOR	40,643.20	40,643.20	0.00	25,977.88	457.86	0.00	26,435.74
0000306588	*JOURNEYMAN PAINTER	43,804.80	43,804.80	0.00	44,993.02	3,316.97	225.00	48,534.99
0000304403	*BUS OPERATOR	40,643.20	40,643.20	0.00	43,209.50	9,564.89	0.00	52,774.39
0000306444	(DATE LAST EMPLOYED 24-JUN-13) MGR ARCHITECTURE	96,585.58	96,585.58	0.00	89,528.87	0.00	7,058.20	96,587.07
0000304832	*REVENUE AGENT	41,308.80	41,308.80	0.00	45,964.40	6,978.36	0.00	52,942.76
0000305288	TRANSIT POLICE SERGEANT	65,936.00	65,936.00	0.00	67,536.85	18,936.84	1,521.60	87,995.29
0000326624	*MOBILITY OPERATOR	23,358.40	24,564.80	1,206.40	24,816.17	3,496.96	0.00	28,313.13
0000321870	DEPARTMENT ADMINISTRATOR	57,800.08	57,800.08	0.00	57,800.41	0.00	2,445.40	60,245.81
0000320620	MOBILITY CUSTOMER CARE REP	36,348.00	36,348.00	0.00	34,987.28	4,795.14	4,743.88	44,526.30
0000306210	CONTRACT INSTRUCTOR	0.00	0.00	0.00	39,045.12	0.00	0.00	39,045.12
0000322687	(DATE LAST EMPLOYED 12-APR-13) *JOURNEYMAN ET-RADIO MAINT	43,804.80	43,804.80	0.00	43,675.82	1,232.01	225.00	45,132.83
0000303203	*BUS OPERATOR	40,643.20	40,643.20	0.00	42,444.78	5,397.62	482.64	48,325.04
0000303660	*TRACK MAINTAINER	43,118.40	43,118.40	0.00	46,599.34	10,160.40	0.00	56,759.74
0000305073	*RAIL OPERATOR	40,643.20	40,643.20	0.00	43,058.02	10,819.39	0.00	53,877.41
0000322935	*BUS OPERATOR	40,643.20	40,643.20	0.00	40,521.52	5,500.72	0.00	46,022.24
0000305237	MAINTENANCE PLANNER BUS	56,888.00	56,888.00	0.00	57,216.20	6,700.79	1,148.70	65,065.69
0000317128	*BUS OPERATOR	40,643.20	40,643.20	0.00	41,099.78	2,192.52	0.00	43,292.30
0000321225	MGR MEDIA SALES	51,000.04	66,872.26	15,872.22	60,767.93	0.00	0.00	60,767.93
0000304182	OFFICE ADMINISTRATOR I	45,958.90	45,958.90	0.00	45,959.29	0.00	0.00	45,959.29
0000303486	*BUS OPERATOR	40,643.20	40,643.20	0.00	41,433.60	13,408.64	0.00	54,842.24
0000302803	MGR QUALITY ASSURANCE	93,993.90	93,993.90	0.00	93,995.58	0.00	10,715.82	104,711.40
0000302859	QA ENGINEER	73,196.76	73,196.76	0.00	47,859.59	0.00	7,581.32	55,440.91
0000323517	*BUS OPERATOR	37,606.40	40,643.20	3,036.80	41,314.33	11,172.76	0.00	52,487.09
0000305193	MGR SERVICE MONITORING	84,005.74	84,005.74	0.00	84,006.00	0.00	5,342.78	89,348.78
0000325415	TRANSIT POLICE OFFICER SR	45,032.00	46,841.60	1,809.60	45,569.61	21,573.55	4,399.60	71,542.76
0000325457	TRANSIT POLICE OFFICER SPECIAL	54,787.20	56,971.20	2,184.00	49,593.66	33,264.07	5,689.44	88,547.17
0000317911	*SERVICEPERSON I	28,412.80	30,472.00	2,059.20	30,253.73	3,526.37	0.00	33,780.10
0000306506	SUPV RAIL LINE	51,771.20	51,771.20	0.00	51,771.20	25,331.83	3,982.40	81,085.43
0000304250	*BUS OPERATOR	40,643.20	40,643.20	0.00	25,944.24	1,542.31	0.00	27,486.55
0000309131	(DATE LAST EMPLOYED 01-JAN-13) RAIL SERVICES CONTROLLER	57,720.00	57,720.00	0.00	57,387.00	14,076.23	3,996.00	75,459.23
0000326537	*MOBILITY OPERATOR	23,358.40	24,564.80	1,206.40	24,828.47	3,935.70	0.00	28,764.17

## MARTOC REPORT

EE NUMBER	TITLE	FY 12	FY 13	DIFFERENCE	REGULAR	OVERTIME	OTHER	TOTAL
		BASE SALARY	BASE SALARY	+/-	EARNINGS	EARNINGS	EARNINGS	EARNINGS
0000304842	ADMINISTRATIVE ASSISTANT	35,587.50	35,587.50	0.00	35,587.60	0.00	3,047.75	38,635.35
0000305829	*BUS OPERATOR	40,643.20	40,643.20	0.00	41,320.48	5,732.56	0.00	47,053.04
0000302948	SR INSTRUCTOR BUS MAINT	65,898.56	65,898.56	0.00	65,898.66	0.00	6,336.40	72,235.06
0000304602	SUPV BUS TRANSPORTATION	52,540.80	52,540.80	0.00	54,561.60	17,871.45	4,546.80	76,979.85
0000324537	*SERVICEPERSON I (A)	32,281.60	32,281.60	0.00	32,266.42	1,257.12	0.00	33,523.54
0000303289	MGR CLAIMS	77,451.92	77,451.92	0.00	77,452.05	0.00	7,447.30	84,899.35
0000329017	*BUS OPERATOR	28,454.40	28,454.40	0.00	22,166.93	585.91	109.44	22,862.28
0000302310	*JOURNEYMAN ET-RAIL CAR MAINT	43,804.80	43,804.80	0.00	45,769.12	5,694.12	225.00	51,688.24
0000315986	*BUS OPERATOR	40,643.20	40,643.20	0.00	41,037.05	4,246.30	0.00	45,283.35
0000305968	*STATION AGENT	37,169.60	37,169.60	0.00	41,306.23	57,269.09	0.00	98,575.32
0000303131	*TRACK MAINTAINER	43,118.40	43,118.40	0.00	44,298.30	8,481.21	0.00	52,779.51
0000322744	*SERVICEPERSON VII GROUNDSKEEPER	32,281.60	32,281.60	0.00	32,292.80	2,263.98	0.00	34,556.78
0000304704	*BUS DISPATCHER (BLOCKOUT)	41,662.40	41,662.40	0.00	40,335.34	4,258.90	0.00	44,594.24
0000305861	SUPV RAIL LINE	53,248.00	53,248.00	0.00	53,657.60	12,548.87	0.00	66,206.47
0000313509	SUPT BUS TRANSPORTATION	66,070.42	66,070.42	0.00	66,070.68	0.00	2,287.06	68,357.74
0000317915	FOREMAN TRACK & STRCT	52,104.00	52,104.00	0.00	53,381.60	17,334.69	0.00	70,716.29
0000323421	*BUS OPERATOR	37,606.40	40,643.20	3,036.80	40,944.36	3,407.73	0.00	44,352.09
0000302724	*BUS OPERATOR	40,643.20	40,643.20	0.00	37,502.45	3,422.91	0.00	40,925.36
0000302231	*RAIL OPERATOR	40,643.20	40,643.20	0.00	41,886.46	5,285.05	0.00	47,171.51
0000304068	*BUS OPERATOR	40,643.20	40,643.20	0.00	40,529.56	341.78	159.65	41,030.99
0000328829	*BUS OPERATOR	28,454.40	28,454.40	0.00	23,650.73	1,575.37	0.00	25,226.10
0000305951	*BUS OPERATOR	40,643.20	40,643.20	0.00	39,785.58	940.14	0.00	40,725.72
0000320371	*TRACK WALKER	43,118.40	43,118.40	0.00	45,412.51	13,161.09	0.00	58,573.60
0000321756	CHF LITIGATION ADMINISTRATION	107,800.16	107,800.16	0.00	107,800.25	0.00	0.00	107,800.25
0000306376	MGR CONSTRUCTION	94,000.14	94,000.14	0.00	94,001.59	0.00	11,810.29	105,811.88
0000320193	*BUS OPERATOR	40,643.20	40,643.20	0.00	37,786.47	1,147.88	0.00	38,934.35
0000306671	HUMAN RESOURCES ANALYST	61,499.88	61,499.88	0.00	61,500.07	0.00	946.16	62,446.23
0000305127	SR INSTRUCTOR INFRASTRUCTURE	64,678.12	64,678.12	0.00	64,678.47	0.00	7,463.56	72,142.03
0000320749	*MOBILITY OPERATOR	28,766.40	30,409.60	1,643.20	30,843.44	1,836.92	0.00	32,680.36
0000303712	*BUS OPERATOR	40,643.20	40,643.20	0.00	41,235.07	95.26	0.00	41,330.33
0000317728	*STATION AGENT	37,169.60	37,169.60	0.00	38,369.77	2,901.72	0.00	41,271.49
0000303346	*BUS OPERATOR (DATE LAST EMPLOYED 01-MAY-13)	40,643.20	40,643.20	0.00	43,155.07	25,424.35	0.00	68,579.42
0000321773	*BUS OPERATOR	40,643.20	40,643.20	0.00	42,477.72	3,943.52	0.00	46,421.24
0000326418	TRANSIT POLICE OFFICER SPECIAL	54,787.20	56,971.20	2,184.00	56,458.35	13,662.51	2,107.20	72,228.06

## MARTOC REPORT

EE NUMBER	TITLE	FY 12	FY 13	DIFFERENCE	REGULAR	OVERTIME	OTHER	TOTAL
		BASE SALARY	BASE SALARY	+/-	EARNINGS	EARNINGS	EARNINGS	EARNINGS
0000315054	*BUS OPERATOR (DATE LAST EMPLOYED 04-DEC-12)	40,643.20	40,643.20	0.00	24,464.25	5,807.04	0.00	30,271.29
0000313789	SUPV BUS MAINTENANCE	52,104.00	52,104.00	0.00	52,354.40	6,012.01	7,515.00	65,881.41
0000327893	*BUS OPERATOR	28,454.40	31,491.20	3,036.80	28,338.33	2,833.40	0.00	31,171.73
0000326546	*BUS OPERATOR	28,454.40	31,491.20	3,036.80	30,517.50	5,719.87	0.00	36,237.37
0000324721	*JOURNEYMAN ET-TRAIN CONTROL	43,804.80	43,804.80	0.00	45,476.42	23,455.62	225.00	69,157.04
0000306319	MAINTENANCE PLANNER BUS	54,995.20	54,995.20	0.00	55,841.28	2,961.28	0.00	58,802.56
0000323514	*JOURNEYMAN ELEC POWER ELECT	43,804.80	43,804.80	0.00	45,909.83	16,024.13	225.00	62,158.96
0000317785	*BUS OPERATOR	40,643.20	40,643.20	0.00	41,256.12	705.93	158.67	42,120.72
0000302330	MOBILITY SERVICE AGENT	30,537.00	30,537.00	0.00	30,560.50	35.24	1,973.64	32,569.38
0000326271	*JOURNEYMAN ET-TRAIN CONTROL	41,392.00	42,390.40	998.40	44,641.06	16,806.71	225.00	61,672.77
0000306583	SR ITS GIS DEVELOPER	84,000.02	84,000.02	0.00	84,000.14	0.00	6,598.10	90,598.24
0000318283	SR PERFORMANCE ANALYST	71,206.46	71,206.46	0.00	65,306.18	0.00	0.00	65,306.18
0000306463	TRANSIT POLICE SERGEANT	65,936.00	65,936.00	0.00	70,342.30	31,240.44	0.00	101,582.74
0000304092	*AA INSPECTOR	43,804.80	43,804.80	0.00	49,653.48	7,534.28	225.00	57,412.76
0000305061	*BUS OPERATOR	40,643.20	40,643.20	0.00	43,467.79	8,454.59	728.26	52,650.64
0000329224	*BUS OPERATOR	28,454.40	28,454.40	0.00	20,540.61	1,598.76	0.00	22,139.37
0000321901	TRANSIT POLICE OFFICER SR	45,032.00	46,841.60	1,809.60	47,800.24	23,383.53	0.00	71,183.77
0000306635	INSTRUCTOR BUS TECHNICAL	52,686.40	52,686.40	0.00	52,686.40	0.00	9,118.80	61,805.20
0000327569	*JOURNEYMAN AUTOMOTIVE TECH	41,080.00	41,392.00	312.00	38,848.05	782.71	225.00	39,855.76
0000305783	*RAIL OPERATOR	40,643.20	40,643.20	0.00	45,218.11	34,836.58	0.00	80,054.69
0000316796	*SERVICEPERSON I	31,824.00	31,824.00	0.00	32,463.08	195.08	0.00	32,658.16
0000315029	RAIL SERVICES CONTROLLER	58,281.60	58,281.60	0.00	57,384.96	5,029.59	6,584.70	68,999.25
0000302102	*BUS OPERATOR	40,643.20	40,643.20	0.00	43,748.89	9,877.03	0.00	53,625.92
0000327571	FLEET MAINTENANCE ANALYST	68,041.22	68,041.22	0.00	67,779.69	0.00	261.70	68,041.39
0000318082	*BUS OPERATOR	28,454.40	31,491.20	3,036.80	28,530.25	4,794.63	0.00	33,324.88
0000329419	RESIDENT ENGINEER	85,053.28	85,053.28	0.00	58,883.29	0.00	0.00	58,883.29
0000305402	ACCOUNTING SPECIALIST III	45,864.00	45,864.00	0.00	45,864.00	546.84	2,587.44	48,998.28
0000302806	*BUS OPERATOR	40,643.20	40,643.20	0.00	32,672.14	4,038.43	0.00	36,710.57
0000320659	*BUS OPERATOR	40,643.20	40,643.20	0.00	41,631.82	15,524.25	0.00	57,156.07
0000302202	*INSPECTOR	43,118.40	43,118.40	0.00	44,173.82	334.29	225.00	44,733.11
0000303942	*BUS OPERATOR	40,643.20	40,643.20	0.00	41,642.84	40.17	0.00	41,683.01
0000305825	*BUS OPERATOR	40,643.20	40,643.20	0.00	42,744.18	21,584.75	0.00	64,328.93
0000304121	*BUS OPERATOR	40,643.20	40,643.20	0.00	36,257.71	1,264.19	0.00	37,521.90
0000328742	CONTRACT PROFESSIONAL (DATE LAST EMPLOYED 28-FEB-13)	0.00	0.00	0.00	27,743.75	554.64	0.00	28,298.39
0000303919	*BUS OPERATOR	40,643.20	40,643.20	0.00	44,013.93	5,336.76	0.00	49,350.69

## MARTOC REPORT

EE NUMBER	TITLE	FY 12 BASE SALARY	FY 13 BASE SALARY	DIFFERENCE +/-	REGULAR EARNINGS	OVERTIME EARNINGS	OTHER EARNINGS	TOTAL EARNINGS
0000316266	*BUS OPERATOR	40,643.20	40,643.20	0.00	41,914.29	3,287.56	159.65	45,361.50
0000304550	*SERVICEPERSON I	31,824.00	31,824.00	0.00	33,690.14	367.20	0.00	34,057.34
0000305191	*SERVICEPERSON I (A)	32,281.60	32,281.60	0.00	33,309.36	7,048.02	0.00	40,357.38
0000304912	*JOURNEYMAN ET-RAIL CAR MAINT	43,804.80	43,804.80	0.00	45,706.45	9,761.37	225.00	55,692.82
0000314902	*SERVICEPERSON I	31,824.00	31,824.00	0.00	32,378.91	1,577.83	0.00	33,956.74
0000306822	ARCHITECT VI (DATE LAST EMPLOYED 14-JAN-13)	84,192.42	84,192.42	0.00	49,220.57	0.00	7,775.07	56,995.64
0000303383	DIR GRANT PROGRAMS	106,000.18	106,000.18	0.00	106,000.65	0.00	7,882.08	113,882.73
0000324720	*JOURNEYMAN ET-TRAIN CONTROL	43,804.80	43,804.80	0.00	45,238.47	7,842.25	225.00	53,305.72
0000302901	*JOURNEYMAN ET-TRAIN CONTROL	43,804.80	43,804.80	0.00	44,449.76	9,303.31	225.00	53,978.07
0000302144	AGM LEGAL SERVICES	140,172.50	140,172.50	0.00	140,172.64	0.00	0.00	140,172.64
0000320672	*TRACK MAINTAINER	43,118.40	43,118.40	0.00	45,008.31	9,927.19	0.00	54,935.50
0000316713	*BUS OPERATOR	40,643.20	40,643.20	0.00	40,836.82	9,070.16	0.00	49,906.98
0000326885	*MOBILITY OPERATOR	23,358.40	24,564.80	1,206.40	24,063.69	4,890.30	0.00	28,953.99
0000310148	*JOURNEYMAN ET-RAIL CAR MAINT	43,804.80	43,804.80	0.00	43,349.37	1,547.92	225.00	45,122.29
0000302902	*BUS OPERATOR	40,643.20	40,643.20	0.00	43,427.37	5,998.19	0.00	49,425.56
0000302748	*BUS OPERATOR	40,643.20	40,643.20	0.00	41,994.22	13,465.13	0.00	55,459.35
0000304906	*BUS OPERATOR	40,643.20	40,643.20	0.00	29,039.08	2,659.95	0.00	31,699.03
0000328471	*INSPECTOR	39,603.20	40,206.40	603.20	40,080.82	2,467.80	0.00	42,548.62
0000321900	*BUS OPERATOR	40,643.20	40,643.20	0.00	42,074.38	8,515.31	0.00	50,589.69
0000327634	EMPLOYEE RELATIONS SPECIALIST	60,000.20	60,000.20	0.00	60,000.39	0.00	0.00	60,000.39
0000306824	CONTRACT PROFESSIONAL	0.00	0.00	0.00	62,282.50	0.00	0.00	62,282.50
0000327630	EXECUTIVE ADMINISTRATOR	55,580.20	55,580.20	0.00	55,580.65	0.00	0.00	55,580.65
0000322979	*JOURNEYMAN OVERHAULER	43,804.80	43,804.80	0.00	45,461.14	2,080.01	225.00	47,766.15
0000304360	*JOURNEYMAN SUPPORT EQUIPMENT	43,804.80	43,804.80	0.00	43,760.04	1,437.36	225.00	45,422.40
0000320834	*BUS OPERATOR	40,643.20	40,643.20	0.00	42,423.28	2,976.28	0.00	45,399.56
0000328465	*INSPECTOR	39,603.20	40,206.40	603.20	40,339.06	3,777.22	0.00	44,116.28
0000320577	*MOBILITY OPERATOR	30,409.60	30,409.60	0.00	30,700.86	3,793.99	116.96	34,611.81
0000329165	COMMUNICATIONS ENGINEER V	73,760.18	73,760.18	0.00	61,316.24	0.00	0.00	61,316.24
0000326640	*AA INSPECTOR	40,206.40	42,078.40	1,872.00	42,724.38	4,752.49	225.00	47,701.87
0000324937	SUPV FIELD RESEARCH	0.00	0.00	0.00	27,229.67	2,481.99	0.00	29,711.66
0000305588	*BUS OPERATOR	40,643.20	40,643.20	0.00	38,246.58	2,703.91	0.00	40,950.49
0000321935	PERFORMANCE ANALYST	55,762.72	61,053.72	5,291.00	59,832.99	0.00	5,400.92	65,233.91
0000323665	*BUS OPERATOR	37,606.40	40,643.20	3,036.80	39,769.72	4,282.88	0.00	44,052.60
0000304173	*STATION AGENT	37,169.60	37,169.60	0.00	39,473.01	25,679.28	0.00	65,152.29

## MARTOC REPORT

EE NUMBER	TITLE	FY 12	FY 13	DIFFERENCE	REGULAR	OVERTIME	OTHER	TOTAL
		BASE SALARY	BASE SALARY	+/-	EARNINGS	EARNINGS	EARNINGS	EARNINGS
0000303572	*BUS OPERATOR	40,643.20	40,643.20	0.00	41,525.52	1,001.60	0.00	42,527.12
0000306828	STRUCTURAL ENGINEER VI	81,660.80	81,660.80	0.00	81,661.73	0.00	1,884.48	83,546.21
0000304429	*SERVICEPERSON I (A)	28,828.80	30,846.40	2,017.60	30,000.41	2,337.06	0.00	32,337.47
0000304179	*BUS OPERATOR	40,643.20	40,643.20	0.00	41,815.61	11,144.86	0.00	52,960.47
0000311904	*SERVICEPERSON IV	34,008.00	34,008.00	0.00	34,401.38	2,188.89	0.00	36,590.27
0000326638	*INSPECTOR	40,206.40	41,267.20	1,060.80	20,714.04	910.87	225.00	21,849.91
0000324899	*RAIL STATION CLEANER	28,412.80	28,412.80	0.00	29,583.16	3,278.40	0.00	32,861.56
0000304455	*JOURNEYMAN ET-RAIL CAR MAINT	43,804.80	43,804.80	0.00	46,055.57	15,455.43	225.00	61,736.00
0000303096	*SERVICEPERSON IV	34,008.00	34,008.00	0.00	30,800.28	1,526.69	0.00	32,326.97
0000304377	*JOURNEYMAN ET-RADIO MAINT	43,804.80	43,804.80	0.00	45,966.07	4,422.62	225.00	50,613.69
0000304890	*BUS OPERATOR	40,643.20	40,643.20	0.00	42,422.89	5,462.68	0.00	47,885.57
0000324750	MGR IT QUALITY ASSURANCE (DATE LAST EMPLOYED 27-JUN-13)	95,384.38	95,384.38	0.00	85,894.72	0.00	0.00	85,894.72
0000320293	*BUS OPERATOR	40,643.20	40,643.20	0.00	42,851.12	15,061.67	0.00	57,912.79
0000328301	SYSTEM SAFETY OFFICER	64,369.76	64,369.76	0.00	64,369.90	0.00	0.00	64,369.90
0000320611	*SERVICEPERSON I (A)	32,281.60	32,281.60	0.00	30,686.48	0.00	0.00	30,686.48
0000320018	*MOBILITY OPERATOR (DATE LAST EMPLOYED 17-JUN-13)	27,414.40	28,766.40	1,352.00	25,241.29	46.22	210.88	25,498.39
0000306059	*MOBILITY OPERATOR	30,409.60	30,409.60	0.00	27,173.80	170.02	584.80	27,928.62
0000323666	*BUS OPERATOR	37,606.40	40,643.20	3,036.80	39,759.40	2,523.27	0.00	42,282.67
0000302903	CONTRACT EMP PT POLICE OFFICER	0.00	0.00	0.00	26,167.50	0.00	0.00	26,167.50
0000329793	GENERAL MANAGER CEO	320,000.20	320,000.20	0.00	178,963.37	0.00	0.00	178,963.37
0000321214	*RAIL STATION CLEANER	28,412.80	28,412.80	0.00	28,910.18	2,924.95	0.00	31,835.13
0000304221	*BUS OPERATOR	40,643.20	40,643.20	0.00	20,963.26	870.55	0.00	21,833.81
0000303018	*BUS OPERATOR	40,643.20	40,643.20	0.00	46,090.88	13,090.87	390.80	59,572.55
0000318949	*STATION AGENT	37,169.60	37,169.60	0.00	39,640.06	30,276.44	0.00	69,916.50
0000304334	*BUS OPERATOR	40,643.20	40,643.20	0.00	41,333.85	3,136.84	0.00	44,470.69
0000319163	*BUS OPERATOR	40,643.20	40,643.20	0.00	42,118.12	6,163.76	0.00	48,281.88
0000303417	*SERVICEPERSON I	31,824.00	31,824.00	0.00	27,964.88	734.41	0.00	28,699.29
0000303476	*AA INSPECTOR	43,118.40	43,804.80	686.40	44,844.47	6,428.98	225.00	51,498.45
0000323237	TRANSIT POLICE OFFICER SR	46,841.60	48,713.60	1,872.00	48,620.86	13,475.62	2,865.16	64,961.64
0000326722	*JOURNEYMAN ET-TRAIN CONTROL	41,080.00	42,390.40	1,310.40	42,627.51	6,322.03	450.00	49,399.54
0000320261	ACCOUNTANT II	46,970.82	46,970.82	0.00	44,622.45	0.00	2,348.55	46,971.00
0000306073	CONTRACT PROFESSIONAL	0.00	0.00	0.00	108,450.00	60.00	0.00	108,510.00
0000302237	BREEZE MEDIA DISTRIBUTION AGT	41,069.08	41,069.08	0.00	37,910.26	0.00	7,897.95	45,808.21
0000302230	MEDIA SALES REP	23,361.00	23,361.00	0.00	23,271.15	0.00	89.85	23,361.00
0000324052	TRANSIT POLICE OFFICER SR	45,032.00	46,841.60	1,809.60	45,690.27	16,843.30	1,766.80	64,300.37



## MARTOC REPORT

EE NUMBER	TITLE	FY 12	FY 13	DIFFERENCE	REGULAR	OVERTIME	OTHER	TOTAL
		BASE SALARY	BASE SALARY	+/-	EARNINGS	EARNINGS	EARNINGS	EARNINGS
0000326990	SUPV ON-CALL EMERG READINESS	73,760.18	73,760.18	0.00	73,760.36	0.00	4,539.09	78,299.45
0000321145	*BUS OPERATOR	40,643.20	40,643.20	0.00	42,427.61	7,684.64	0.00	50,112.25
0000303727	SUPV BUS TRANSPORTATION	48,048.00	48,048.00	0.00	49,272.30	14,229.60	4,204.20	67,706.10
0000304826	*BUS OPERATOR	40,643.20	40,643.20	0.00	42,399.33	41.63	156.32	42,597.28
0000302208	*AA INSPECTOR	43,118.40	43,804.80	686.40	45,101.51	11,898.59	225.00	57,225.10
0000317198	TRANSIT POLICE OFFICER SR	54,787.20	54,787.20	0.00	56,314.92	13,028.47	1,843.80	71,187.19
0000306325	*JOURNEYMAN OVERHAULER	43,804.80	43,804.80	0.00	47,709.40	3,553.88	225.00	51,488.28
0000325458	TRANSIT POLICE OFFICER	40,040.00	41,641.60	1,601.60	40,813.86	8,707.33	0.00	49,521.19
0000325080	*JOURNEYMAN ELEC POWER ELECT	42,390.40	43,804.80	1,414.40	44,164.28	1,705.67	225.00	46,094.95
0000319280	INSTRUCTOR AUTO TRAIN CONTROL	50,003.20	50,003.20	0.00	50,039.26	12,386.61	1,923.20	64,349.07
0000322435	*BUS OPERATOR	31,491.20	34,548.80	3,057.60	33,383.04	921.86	0.00	34,304.90
0000320825	*JOURNEYMAN ELEC POWER ELECT	43,804.80	43,804.80	0.00	26,459.24	426.47	225.00	27,110.71
0000322438	TRANSIT POLICE OFFICER SPECIAL	48,713.60	52,686.40	3,972.80	52,176.81	24,017.17	0.00	76,193.98
0000324757	SR IT COMPLIANCE ANALYST	81,136.12	87,964.76	6,828.64	83,237.51	0.00	3,251.95	86,489.46
0000303101	*JOURNEYMAN BODY REPAIR	43,804.80	43,804.80	0.00	44,894.47	16,150.41	225.00	61,269.88
0000304847	*JOURNEYMAN BODY REPAIR	43,804.80	43,804.80	0.00	49,578.79	18,045.82	435.60	68,060.21
0000320745	*BUS OPERATOR	40,643.20	40,643.20	0.00	41,761.17	1,983.54	0.00	43,744.71
0000320922	*JOURNEYMAN BODY REPAIR	42,390.40	43,804.80	1,414.40	42,226.16	7,217.52	225.00	49,668.68
0000314992	*JOURNEYMAN ELEC POWER ELECT	43,804.80	43,804.80	0.00	39,058.42	9,437.61	225.00	48,721.03
0000305234	*JOURNEYMAN RAIL CAR MECHANIC	43,804.80	43,804.80	0.00	41,613.89	11,877.84	225.00	53,716.73
0000323748	*SERVICEPERSON I (A)	32,281.60	32,281.60	0.00	30,515.77	279.36	0.00	30,795.13
0000327450	FIELD INSPECTOR	41,896.14	53,800.50	11,904.36	50,694.26	1,834.74	1,880.80	54,409.80
0000321060	*MOBILITY OPERATOR	26,083.20	27,414.40	1,331.20	28,017.45	4,030.41	0.00	32,047.86
0000304132	CJIT-POLICE DISPATCHER	33,696.00	33,696.00	0.00	34,991.20	9,221.87	0.00	44,213.07
0000321603	*SERVICEPERSON I	31,824.00	31,824.00	0.00	32,780.53	2,989.29	0.00	35,769.82
0000303030	SUPV BUS TRANSPORTATION	52,561.60	52,561.60	0.00	53,572.40	22,439.77	8,541.26	84,553.43
0000315218	(DATE LAST EMPLOYED 01-JUL-13) TRANSIT POLICE OFFICER SR	54,787.20	54,787.20	0.00	50,658.41	908.76	4,846.56	56,413.73
0000306224	*JOURNEYMAN ET-TRAIN CONTROL	43,804.80	43,804.80	0.00	45,486.96	19,688.50	225.00	65,400.46
0000322493	*SERVICEPERSON IV	34,008.00	34,008.00	0.00	35,236.40	6,380.29	0.00	41,616.69
0000323163	*BUS OPERATOR	37,606.40	40,643.20	3,036.80	41,508.07	1,258.53	0.00	42,766.60
0000302276	SR MAINTENANCE PLANNER RELIEF	61,048.00	61,048.00	0.00	62,867.70	9,832.25	4,696.00	77,395.95
0000306331	*JOURNEYMAN AUTOMOTIVE TECH	41,080.00	41,392.00	312.00	42,322.74	3,315.35	225.00	45,863.09
0000306087	SR INSTRUCTOR BUS TRANSPORT	67,994.16	67,994.16	0.00	66,686.67	0.00	10,765.75	77,452.42
0000304634	SUPT REVENUE PROCESSING	63,663.60	63,663.60	0.00	63,663.60	0.00	3,738.21	67,401.81

## MARTOC REPORT

EE NUMBER	TITLE	FY 12	FY 13	DIFFERENCE	REGULAR	OVERTIME	OTHER	TOTAL
		BASE SALARY	BASE SALARY	+/-	EARNINGS	EARNINGS	EARNINGS	EARNINGS
0000323168	*BUS OPERATOR	37,606.40	40,643.20	3,036.80	40,254.83	4,627.55	0.00	44,882.38
0000304046	*RAIL STATION CLEANER	28,412.80	28,412.80	0.00	29,999.56	6,070.17	0.00	36,069.73
0000319801	TRANSIT POLICE OFFICER SR	48,713.60	50,668.80	1,955.20	50,443.20	44,802.10	6,236.16	101,481.46
0000303349	MEDIA SALES REP	25,174.50	25,174.50	0.00	25,174.66	716.52	1,676.89	27,568.07
0000321077	CONTRACT PROFESSIONAL (DATE LAST EMPLOYED 01-JAN-13)	0.00	0.00	0.00	42,647.50	4,025.00	0.00	46,672.50
0000323836	*SERVICEPERSON I (A)	29,182.40	30,846.40	1,664.00	23,452.57	378.82	0.00	23,831.39
0000318016	*BUS OPERATOR	40,643.20	40,643.20	0.00	41,968.87	2,830.66	165.51	44,965.04
0000304635	GEN FOREMAN TRACK & STRUC INSP	65,062.40	65,062.40	0.00	65,062.40	0.00	8,002.68	73,065.08
0000321913	*JOURNEYMAN OVERHAULER	43,804.80	43,804.80	0.00	45,225.80	8,979.50	225.00	54,430.30
0000303374	SUPV BUS TRANSPORTATION	48,588.80	48,588.80	0.00	49,184.48	5,694.00	1,868.80	56,747.28
0000303191	*BUS OPERATOR	40,643.20	40,643.20	0.00	36,630.76	102.60	781.60	37,514.96
0000304356	OFFICE ADMINISTRATOR II	51,021.88	51,021.88	0.00	51,022.21	0.00	4,945.24	55,967.45
0000315113	*BUS OPERATOR	40,643.20	40,643.20	0.00	41,971.33	8,797.87	0.00	50,769.20
0000302362	*BUS OPERATOR	40,643.20	40,643.20	0.00	42,337.39	4,009.77	0.00	46,347.16
0000319629	TRANSIT POLICE OFFICER SR	50,668.80	52,686.40	2,017.60	53,383.88	33,166.91	0.00	86,550.79
0000302920	GEN SUPT BUS MAINT	79,968.20	79,968.20	0.00	79,968.24	0.00	4,921.12	84,889.36
0000315004	SUPV ACCOUNTING	68,510.00	68,510.00	0.00	68,510.02	0.00	5,177.96	73,687.98
0000304346	*BUS OPERATOR	40,643.20	40,643.20	0.00	38,580.15	7,307.69	0.00	45,887.84
0000324789	*BUS OPERATOR	34,548.80	37,606.40	3,057.60	32,997.58	1,326.87	0.00	34,324.45
0000304612	MOBILITY SERVICE AGENT	30,712.50	30,712.50	0.00	30,909.54	47.25	2,823.67	33,780.46
0000304926	SUPV BUS MAINTENANCE	52,104.00	52,104.00	0.00	52,367.03	2,204.48	5,761.50	60,333.01
0000302251	SUPT MOBILITY OPERATIONS	68,464.50	68,464.50	0.00	65,568.09	0.00	8,057.79	73,625.88
0000302186	*STATION AGENT	37,169.60	37,169.60	0.00	38,501.03	20,278.11	0.00	58,779.14
0000304697	*TRACK WALKER	43,118.40	43,118.40	0.00	45,060.17	7,905.97	0.00	52,966.14
0000306186	*BUS OPERATOR	40,643.20	40,643.20	0.00	42,552.16	3,375.96	0.00	45,928.12
0000325327	FOREMAN COMMUNICATION	52,520.00	52,520.00	0.00	52,193.53	6,211.56	0.00	58,405.09
0000314973	*MOBILITY OPERATOR	30,409.60	30,409.60	0.00	27,081.10	3,218.27	0.00	30,299.37
0000320365	*RAIL STATION CLEANER	28,412.80	28,412.80	0.00	28,893.11	1,905.57	0.00	30,798.68
0000326637	*INSPECTOR	41,080.00	41,267.20	187.20	42,227.02	8,845.00	225.00	51,297.02
0000305795	*JOURNEYMAN ELEC POWER ELECT	43,804.80	43,804.80	0.00	45,630.38	13,080.55	225.00	58,935.93
0000302505	*JOURNEYMAN ET-HVAC	43,804.80	43,804.80	0.00	47,229.68	5,796.81	225.00	53,251.49
0000320051	CONTRACT PROFESSIONAL	0.00	0.00	0.00	135,415.00	11,235.00	0.00	146,650.00
0000306254	SUPT BUS TRANSPORTATION	50,731.20	62,614.50	11,883.30	53,246.82	12,670.63	7,243.95	73,161.40
0000325093	*BUS OPERATOR	28,454.40	31,491.20	3,036.80	31,661.24	1,712.65	0.00	33,373.89
0000318024	RAIL SERVICES CONTROLLER	57,720.00	57,720.00	0.00	53,724.00	138.75	5,106.00	58,968.75

## MARTOC REPORT

EE NUMBER	TITLE	FY 12	FY 13	DIFFERENCE	REGULAR	OVERTIME	OTHER	TOTAL
		BASE SALARY	BASE SALARY	+/-	EARNINGS	EARNINGS	EARNINGS	EARNINGS
0000326867	*BUS OPERATOR	28,454.40	31,491.20	3,036.80	32,304.00	3,200.91	0.00	35,504.91
0000304836	*BUS OPERATOR	40,643.20	40,643.20	0.00	41,360.07	8,072.65	366.77	49,799.49
0000319987	TRANSIT POLICE OFFICER SR	52,686.40	54,787.20	2,100.80	53,838.98	37,662.66	4,964.68	96,466.32
0000319798	TRANSIT POLICE OFFICER SR	48,713.60	50,668.80	1,955.20	50,557.38	29,006.00	3,325.80	82,889.18
0000321981	*JOURNEYMAN ET-LABORATORY	43,804.80	43,804.80	0.00	45,151.44	7,285.38	225.00	52,661.82
0000320326	*JOURNEYMAN ET-TRAIN CONTROL	43,804.80	43,804.80	0.00	45,197.41	8,359.43	225.00	53,781.84
0000321103	*BUS OPERATOR	40,643.20	40,643.20	0.00	42,178.47	9,404.29	0.00	51,582.76
0000328830	*PT BUS OPERATOR	0.00	0.00	0.00	20,342.21	0.00	0.00	20,342.21
0000304835	*BUS OPERATOR	40,643.20	40,643.20	0.00	41,727.81	6,827.28	0.00	48,555.09
0000304616	*MOBILITY OPERATOR	30,409.60	30,409.60	0.00	21,565.86	1,765.39	0.00	23,331.25
0000304624	*BUS OPERATOR	40,643.20	40,643.20	0.00	40,774.89	1,106.89	0.00	41,881.78
0000306134	*BUS OPERATOR	40,643.20	40,643.20	0.00	45,101.32	25,953.10	0.00	71,054.42
0000321015	*BUS OPERATOR	40,643.20	40,643.20	0.00	35,466.77	3,661.50	0.00	39,128.27
0000306271	ACCOUNTANT III	55,762.72	55,762.72	0.00	55,763.08	0.00	8,664.73	64,427.81
0000304969	DISPATCHER RADIO COMMUNICATION	51,230.40	51,230.40	0.00	51,513.65	7,376.69	5,718.35	64,608.69
0000303947	*STATION AGENT	37,169.60	37,169.60	0.00	39,680.39	14,756.27	0.00	54,436.66
0000315145	*STATION AGENT	28,412.80	37,169.60	8,756.80	35,329.96	7,591.82	0.00	42,921.78
0000304369	*DYNAMOMETER OPERATOR	43,804.80	43,804.80	0.00	45,165.80	4,140.58	225.00	49,531.38
0000304902	*BUS OPERATOR	40,643.20	40,643.20	0.00	43,567.51	9,382.88	0.00	52,950.39
0000305835	SUPT RAIL LINE	57,761.60	64,000.04	6,238.44	58,929.64	291.59	4,816.99	64,038.22
0000305597	*JOURNEYMAN ET-RAIL CAR MAINT	43,804.80	43,804.80	0.00	44,161.41	2,511.41	225.00	46,897.82
0000305186	ACCOUNTING SPECIALIST III	45,376.50	45,376.50	0.00	45,946.79	261.82	4,293.33	50,501.94
0000322978	*INSPECTOR	41,662.40	43,118.40	1,456.00	41,300.41	558.68	225.00	42,084.09
0000328844	*JOURNEYMAN ET-TRAIN CONTROL	39,603.20	41,080.00	1,476.80	40,298.60	4,095.11	225.00	44,618.71
0000307129	*BUS OPERATOR	40,643.20	40,643.20	0.00	42,322.97	3,578.89	0.00	45,901.86
0000303290	*BUS OPERATOR	40,643.20	40,643.20	0.00	41,964.80	526.22	0.00	42,491.02
0000325787	(DATE LAST EMPLOYED 01-JUN-13) CONTRACT PROFESSIONAL	0.00	0.00	0.00	67,427.50	1,942.50	0.00	69,370.00
0000320420	*BUS OPERATOR	40,643.20	40,643.20	0.00	40,444.65	4,224.06	0.00	44,668.71
0000302537	AUDITOR III	68,618.42	68,618.42	0.00	66,771.12	0.00	11,746.08	78,517.20
0000323070	FOREMAN TELEPHONE MAINTENANCE	52,104.00	52,104.00	0.00	52,579.95	19,113.15	3,682.35	75,375.45
0000302969	MEDIA SALES REP	25,701.00	25,701.00	0.00	26,010.73	2,995.17	1,977.00	30,982.90
0000304983	*REVENUE AGENT	41,308.80	41,308.80	0.00	45,037.90	5,190.96	0.00	50,228.86
0000305077	*BUS OPERATOR	40,643.20	40,643.20	0.00	47,239.53	11,295.35	0.00	58,534.88
0000322977	*INSPECTOR	43,118.40	43,118.40	0.00	44,940.84	11,124.33	225.00	56,290.17

## MARTOC REPORT

EE NUMBER	TITLE	FY 12	FY 13	DIFFERENCE	REGULAR	OVERTIME	OTHER	TOTAL
		BASE SALARY	BASE SALARY	+/-	EARNINGS	EARNINGS	EARNINGS	EARNINGS
0000305760	MAINTENANCE PLANNER-RAIL	54,995.20	54,995.20	0.00	55,259.60	7,508.96	6,486.79	69,255.35
0000320019	TRANSIT POLICE OFFICER SR (DATE LAST EMPLOYED 11-JUL-13)	50,668.80	52,686.40	2,017.60	52,281.08	32,895.38	6,146.48	91,322.94
0000306834	CHF SPECIFICATIONS	92,001.00	92,001.00	0.00	92,001.00	0.00	0.00	92,001.00
0000303746	*BUS OPERATOR	40,643.20	40,643.20	0.00	41,332.90	570.13	0.00	41,903.03
0000304595	*SERVICEPERSON II	31,824.00	31,824.00	0.00	33,051.40	34.43	0.00	33,085.83
0000320907	TRANSIT POLICE OFFICER SR	46,841.60	48,713.60	1,872.00	48,729.79	32,684.46	6,846.00	88,260.25
0000324688	*MOBILITY OPERATOR	24,564.80	26,083.20	1,518.40	27,155.03	1,875.37	0.00	29,030.40
0000303610	*MATERIAL CONTROLLER LEAD	43,659.20	43,659.20	0.00	49,266.32	11,712.47	0.00	60,978.79
0000301998	EXEC DIR SAFETY & QA	81,224.00	81,224.00	0.00	27,970.28	0.00	0.00	27,970.28
0000306385	*BUS OPERATOR	40,643.20	40,643.20	0.00	43,508.91	14,417.44	0.00	57,926.35
0000304939	*BUS OPERATOR	40,643.20	40,643.20	0.00	40,458.92	10,310.60	0.00	50,769.52
0000306063	*STRUCTURAL INSPECTOR	43,118.40	43,118.40	0.00	43,935.47	5,363.95	0.00	49,299.42
0000314954	*TRACK MAINTAINER	43,118.40	43,118.40	0.00	44,692.18	11,785.16	0.00	56,477.34
0000315522	*RAIL STATION CLEANER	28,412.80	28,412.80	0.00	29,664.88	8,359.92	0.00	38,024.80
0000307431	PROTECTIVE SPEC POLICE CADET	27,809.60	27,809.60	0.00	27,943.30	2,637.25	2,299.64	32,880.19
0000303654	*RAIL OPERATOR	40,643.20	40,643.20	0.00	43,190.86	18,683.22	0.00	61,874.08
0000317599	*STATION AGENT	37,169.60	37,169.60	0.00	39,400.73	5,676.00	142.96	45,219.69
0000305201	*MOBILITY OPERATOR	30,409.60	30,409.60	0.00	23,806.07	1,907.97	0.00	25,714.04
0000322944	TRANSIT POLICE OFFICER SR	48,713.60	50,668.80	1,955.20	45,612.24	15,801.58	9,893.12	71,306.94
0000303898	*BUS OPERATOR	40,643.20	40,643.20	0.00	43,086.72	19,491.02	0.00	62,577.74
0000306367	*JOURNEYMAN ET-LABORATORY	43,804.80	43,804.80	0.00	44,476.07	6,539.14	646.20	51,661.41
0000325784	SR ENTERPRISE SYSTEMS ENGINEER	90,000.04	90,000.04	0.00	90,000.36	0.00	0.00	90,000.36
0000302222	*BUS OPERATOR	40,643.20	40,643.20	0.00	41,676.69	4,498.62	0.00	46,175.31
0000322244	*JOURNEYMAN AUTOMOTIVE TECH	43,804.80	43,804.80	0.00	40,874.81	8,102.87	225.00	49,202.68
0000319045	*BUS OPERATOR	40,643.20	40,643.20	0.00	44,045.19	11,951.05	0.00	55,996.24
0000321555	*SERVICEPERSON I (A)	29,182.40	32,281.60	3,099.20	23,462.82	0.00	0.00	23,462.82
0000327465	*MOBILITY OPERATOR	23,358.40	23,358.40	0.00	20,138.24	522.26	0.00	20,660.50
0000303538	*INSPECTOR	43,118.40	43,118.40	0.00	34,883.31	225.46	225.00	35,333.77
0000304198	*BUS OPERATOR	40,643.20	40,643.20	0.00	42,963.76	28,450.23	0.00	71,413.99
0000315153	*MOBILITY OPERATOR	30,409.60	30,409.60	0.00	32,614.77	10,170.11	116.96	42,901.84
0000320040	*JOURNEYMAN RAIL CAR MECHANIC	43,804.80	43,804.80	0.00	45,223.70	2,740.44	225.00	48,189.14
0000302914	SUPV REDUCED FARE ELIGIBILITY	53,000.22	53,000.22	0.00	53,000.47	0.00	2,038.48	55,038.95
0000304695	SUPV BUS MAINTENANCE	52,104.00	52,104.00	0.00	53,556.90	8,925.32	8,016.00	70,498.22
0000302723	*RAIL OPERATOR	40,643.20	40,643.20	0.00	42,656.69	21,023.97	0.00	63,680.66
0000303292	*CUSTOMER INFORMATION OPERATOR	31,699.20	31,699.20	0.00	33,284.16	7,652.39	0.00	40,936.55

## MARTOC REPORT

EE NUMBER	TITLE	FY 12	FY 13	DIFFERENCE	REGULAR	OVERTIME	OTHER	TOTAL
		BASE SALARY	BASE SALARY	+/-	EARNINGS	EARNINGS	EARNINGS	EARNINGS
0000303176	*JOURNEYMAN OVERHAULER	43,804.80	43,804.80	0.00	44,601.38	0.00	225.00	44,826.38
0000302383	*JOURNEYMAN ET-RADIO MAINT	43,804.80	43,804.80	0.00	45,602.78	8,387.18	225.00	54,214.96
0000306278	COMPUTER OPERATOR III	40,852.50	40,852.50	0.00	40,852.64	0.00	6,285.00	47,137.64
0000311717	*BUS OPERATOR	40,643.20	40,643.20	0.00	43,963.27	16,698.67	0.00	60,661.94
0000316066	*SERVICEPERSON I	31,824.00	31,824.00	0.00	32,072.94	1,021.30	0.00	33,094.24
0000306026	SUPV RAIL YARD TOWER	53,248.00	53,248.00	0.00	53,363.20	11,200.00	3,276.80	67,840.00
0000327312	*JOURNEYMAN ET-RAIL CAR MAINT	41,080.00	41,080.00	0.00	40,323.08	1,881.21	450.00	42,654.29
0000315359	*BUS OPERATOR	40,643.20	40,643.20	0.00	36,810.55	91.75	0.00	36,902.30
0000322927	*BUS OPERATOR	40,643.20	40,643.20	0.00	42,121.84	1,903.53	0.00	44,025.37
0000321041	*JOURNEYMAN ELEC POWER ELECT	43,804.80	43,804.80	0.00	46,081.18	18,489.13	225.00	64,795.31
0000303883	*AA INSPECTOR (DATE LAST EMPLOYED 01-FEB-13)	43,804.80	43,804.80	0.00	30,574.80	7,842.29	225.00	38,642.09
0000327720	*BUS OPERATOR	28,454.40	31,491.20	3,036.80	31,021.55	7,445.58	0.00	38,467.13
0000327713	*MOBILITY OPERATOR	23,358.40	23,358.40	0.00	20,408.67	332.72	0.00	20,741.39
0000302441	CUSTOMER CARE REP	39,643.50	39,643.50	0.00	39,643.69	0.00	0.00	39,643.69
0000319715	*HOSTLER JUNIOR APPRENTICE	34,008.00	34,008.00	0.00	35,039.05	7,659.27	0.00	42,698.32
0000322943	NETWORK OPERATIONS CENTER TECH	57,889.00	57,889.00	0.00	57,889.32	0.00	6,382.68	64,272.00
0000302165	CONTRACT PROFESSIONAL	0.00	0.00	0.00	40,153.85	1,308.22	0.00	41,462.07
0000320847	*BUS OPERATOR	40,643.20	40,643.20	0.00	42,019.24	2,717.14	0.00	44,736.38
0000326809	*JOURNEYMAN RAIL CAR MECHANIC	41,392.00	42,390.40	998.40	43,357.91	8,721.13	225.00	52,304.04
0000303680	*BUS OPERATOR	40,643.20	40,643.20	0.00	44,463.19	13,067.21	0.00	57,530.40
0000316373	CUSTOMER CARE SPEC	36,523.50	36,523.50	0.00	36,523.61	0.00	2,603.47	39,127.08
0000303218	*RAIL OPERATOR	40,643.20	40,643.20	0.00	37,290.11	5,756.61	0.00	43,046.72
0000303395	*BUS OPERATOR	40,643.20	40,643.20	0.00	42,179.65	12,050.70	0.00	54,230.35
0000309936	*BUS OPERATOR	40,643.20	40,643.20	0.00	40,439.58	6,284.82	0.00	46,724.40
0000328570	*MOBILITY OPERATOR	23,358.40	23,358.40	0.00	20,309.52	6,952.81	0.00	27,262.33
0000318268	*BUS OPERATOR	40,643.20	40,643.20	0.00	42,259.42	6,975.38	0.00	49,234.80
0000303679	ACCOUNTANT III	55,762.72	55,762.72	0.00	55,763.05	0.00	0.00	55,763.05
0000307132	*MOBILITY OPERATOR	30,409.60	30,409.60	0.00	33,171.44	9,890.52	0.00	43,061.96
0000305617	*RAIL OPERATOR	40,643.20	40,643.20	0.00	41,670.96	7,582.64	0.00	49,253.60
0000304289	*JOURNEYMAN ET-RAIL CAR MAINT	41,080.00	41,080.00	0.00	27,483.33	14.28	225.00	27,722.61
0000308461	*PT BUS OPERATOR	0.00	0.00	0.00	21,826.94	0.00	0.00	21,826.94
0000324243	AGM CONTRACTS & PROCUREMENT (DATE LAST EMPLOYED 20-JUL-12)	140,000.12	140,000.12	0.00	12,923.11	0.00	8,799.19	21,722.30
0000304676	SUPV BUS & RAIL STORES	50,731.20	50,731.20	0.00	50,731.20	0.00	4,609.71	55,340.91
0000322079	ADMINISTRATIVE ASSISTANT (DATE LAST EMPLOYED 28-MAY-13)	42,783.00	42,783.00	0.00	41,082.65	246.83	2,011.46	43,340.94

## MARTOC REPORT

EE NUMBER	TITLE	FY 12	FY 13	DIFFERENCE +/-	REGULAR EARNINGS	OVERTIME EARNINGS	OTHER EARNINGS	TOTAL EARNINGS
		BASE SALARY	BASE SALARY					
0000303656	*MATERIAL CONTROLLER	42,369.60	42,369.60	0.00	29,005.98	0.00	0.00	29,005.98
0000303494	TRANSIT POLICE OFFICER SR	54,787.20	54,787.20	0.00	55,682.77	12,228.35	2,844.72	70,755.84
0000318679	*BUS OPERATOR	40,643.20	40,643.20	0.00	42,444.14	2,485.66	0.00	44,929.80
0000327765	CONTRACT PROFESSIONAL (DATE LAST EMPLOYED 10-MAY-13)	68,250.00	68,250.00	0.00	30,817.50	0.00	0.00	30,817.50
0000319737	*MOBILITY OPERATOR	30,409.60	30,409.60	0.00	26,571.87	509.89	0.00	27,081.76
0000303426	SUPV RAIL CAR APPEARANCE	31,824.00	48,048.00	16,224.00	41,285.18	2,219.31	0.00	43,504.49
0000325085	*JOURNEYMAN ELEC POWER ELECT	42,390.40	43,804.80	1,414.40	44,530.51	2,452.33	225.00	47,207.84
0000316072	TRANSIT POLICE OFFICER SR	52,686.40	54,787.20	2,100.80	53,984.00	9,118.18	0.00	63,102.18
0000306097	*DYNAMOMETER OPERATOR	43,804.80	43,804.80	0.00	47,651.63	13,338.97	393.48	61,384.08
0000306433	*STATION AGENT	37,169.60	37,169.60	0.00	38,852.36	29,720.20	0.00	68,572.56
0000305912	*JOURNEYMAN SUPPORT EQUIPMENT (DATE LAST EMPLOYED 01-APR-13)	43,804.80	43,804.80	0.00	37,894.63	3,064.23	225.00	41,183.86
0000302568	*STATION AGENT	37,169.60	37,169.60	0.00	38,134.59	4,362.53	0.00	42,497.12
0000305785	SUPV BUS TRANSPORTATION	51,729.60	51,729.60	0.00	53,967.90	8,530.44	2,984.40	65,482.74
0000329431	SR ASSOCIATE COUNSEL WKRS COMP	99,500.18	99,500.18	0.00	68,884.80	0.00	0.00	68,884.80
0000327568	*JOURNEYMAN ET-RAIL CAR MAINT	41,080.00	41,080.00	0.00	39,617.29	296.26	450.00	40,363.55
0000321150	MOBILITY CUSTOMER CARE REP	36,348.00	36,348.00	0.00	36,385.28	391.44	2,628.24	39,404.96
0000305938	TRANSIT POLICE OFFICER SR	54,787.20	54,787.20	0.00	55,419.36	29,988.11	3,529.56	88,937.03
0000306516	MGR EMPLOYEE BENEFITS	82,713.54	82,713.54	0.00	82,713.75	0.00	4,347.77	87,061.52
0000322040	*BUS OPERATOR	40,643.20	40,643.20	0.00	40,101.46	736.96	0.00	40,838.42
0000304404	*SERVICEPERSON I	31,824.00	31,824.00	0.00	31,036.33	3,442.52	0.00	34,478.85
0000302600	*BUS OPERATOR	40,643.20	40,643.20	0.00	41,263.55	1,854.29	0.00	43,117.84
0000322037	*BUS OPERATOR	40,643.20	40,643.20	0.00	41,595.09	10,680.12	0.00	52,275.21
0000323420	*BUS OPERATOR	37,606.40	40,643.20	3,036.80	42,755.07	7,676.07	0.00	50,431.14
0000325950	ARCHITECT V	75,000.12	75,000.12	0.00	73,558.85	0.00	1,442.31	75,001.16
0000304646	CAPITAL PROGRAM MANAGER	81,434.86	90,030.20	8,595.34	84,599.81	0.00	10,792.09	95,391.90
0000320654	*BUS OPERATOR	40,643.20	40,643.20	0.00	42,353.22	6,210.93	0.00	48,564.15
0000304775	*BUS OPERATOR	40,643.20	40,643.20	0.00	40,519.99	4,191.75	0.00	44,711.74
0000303902	*MOBILITY OPERATOR	30,409.60	30,409.60	0.00	30,486.36	482.52	0.00	30,968.88
0000321313	*SERVICEPERSON I (A)	32,281.60	32,281.60	0.00	32,351.00	384.12	0.00	32,735.12
0000306397	TRANSIT POLICE OFFICER SPECIAL	56,971.20	56,971.20	0.00	58,915.91	17,276.30	0.00	76,192.21
0000319273	*TRACK MAINTAINER	43,118.40	43,118.40	0.00	44,422.66	8,045.95	0.00	52,468.61
0000302210	SR INFORMATION TECH AUDITOR	74,656.40	74,656.40	0.00	73,532.02	0.00	0.00	73,532.02
0000322151	SR ROOF INSPECTOR	53,169.22	62,524.02	9,354.80	57,723.91	0.00	3,607.17	61,331.08
0000318845	*BUS OPERATOR (DATE LAST EMPLOYED 27-MAR-13)	40,643.20	40,643.20	0.00	36,351.45	3,259.12	0.00	39,610.57

## MARTOC REPORT

EE NUMBER	TITLE	FY 12	FY 13	DIFFERENCE	REGULAR	OVERTIME	OTHER	TOTAL
		BASE SALARY	BASE SALARY	+/-	EARNINGS	EARNINGS	EARNINGS	EARNINGS
0000327898	*BUS OPERATOR	28,454.40	28,454.40	0.00	26,551.74	1,464.40	0.00	28,016.14
0000322956	ADMINISTRATIVE ASSISTANT	34,534.50	34,534.50	0.00	34,702.83	4,316.97	573.63	39,593.43
0000321511	SUPV FARE COLLECTION OPERATION	36,337.60	48,184.50	11,846.90	42,836.69	1,569.11	698.82	45,104.62
0000320673	RAIL SERVICES CONTROLLER	57,720.00	57,720.00	0.00	53,261.41	589.70	4,440.00	58,291.11
0000321309	*INSPECTOR	43,118.40	43,118.40	0.00	42,185.39	287.65	225.00	42,698.04
0000320418	*TRACK WALKER	43,118.40	43,118.40	0.00	46,822.19	12,694.66	0.00	59,516.85
0000303359	*BUS OPERATOR	40,643.20	40,643.20	0.00	19,000.17	4,730.98	0.00	23,731.15
0000304235	*BUS OPERATOR	40,643.20	40,643.20	0.00	43,371.74	19,262.09	0.00	62,633.83
0000329350	(DATE LAST EMPLOYED 01-APR-13) *BUS OPERATOR	28,454.40	28,454.40	0.00	18,860.66	4,102.20	0.00	22,962.86
0000303212	LINE SUPERVISOR	49,393.50	49,400.00	6.50	49,942.83	16,710.07	0.00	66,652.90
0000322140	*BUS OPERATOR	40,643.20	40,643.20	0.00	41,208.15	3,097.94	0.00	44,306.09
0000304702	MGR IT COMPLIANCE	87,316.58	88,000.12	683.54	87,895.25	0.00	3,384.63	91,279.88
0000306142	*JOURNEYMAN SUPPORT EQUIPMENT	41,080.00	42,390.40	1,310.40	39,988.84	987.98	225.00	41,201.82
0000318414	TRANSIT POLICE OFFICER SR	52,686.40	54,787.20	2,100.80	56,378.76	25,184.05	5,268.00	86,830.81
0000303210	SR MAINTENANCE PLANNER BUS	61,048.00	61,048.00	0.00	58,934.80	205.45	2,113.20	61,253.45
0000321841	MGR AUDIT	69,370.08	80,672.28	11,302.20	71,203.36	0.00	2,668.08	73,871.44
0000302320	*INSPECTOR	43,118.40	43,118.40	0.00	43,054.43	1,710.24	225.00	44,989.67
0000304106	*INSPECTOR	40,643.20	41,267.20	624.00	42,654.58	1,752.64	225.00	44,632.22
0000320762	*JOURNEYMAN ET-HVAC	43,804.80	43,804.80	0.00	44,649.82	6,120.63	225.00	50,995.45
0000303458	*AA INSPECTOR	43,804.80	43,804.80	0.00	40,433.97	1,832.27	225.00	42,491.24
0000304980	*BUS OPERATOR	40,643.20	40,643.20	0.00	44,414.34	20,165.22	0.00	64,579.56
0000323525	*BUS OPERATOR	37,606.40	40,643.20	3,036.80	39,570.97	3,278.57	0.00	42,849.54
0000319782	*BUS OPERATOR	37,606.40	40,643.20	3,036.80	40,395.11	5,332.45	479.71	46,207.27
0000328848	*JOURNEYMAN ET-TRAIN CONTROL	39,603.20	41,080.00	1,476.80	40,492.08	9,787.98	225.00	50,505.06
0000320166	*JOURNEYMAN SUPPORT EQUIPMENT	43,804.80	43,804.80	0.00	44,123.34	3,711.85	225.00	48,060.19
0000322114	*SERVICEPERSON I (A)	32,281.60	32,281.60	0.00	28,682.32	46.56	310.40	29,039.28
0000328455	(DATE LAST EMPLOYED 26-APR-13) *BUS OPERATOR	31,491.20	31,491.20	0.00	27,240.79	2,667.28	0.00	29,908.07
0000306468	*JOURNEYMAN ET-TRAIN CONTROL	43,804.80	43,804.80	0.00	44,476.72	11,103.91	225.00	55,805.63
0000304178	*BUS OPERATOR	40,643.20	40,643.20	0.00	39,127.37	145.25	0.00	39,272.62
0000304672	(DATE LAST EMPLOYED 01-MAY-13) *BUS OPERATOR	40,643.20	40,643.20	0.00	45,155.52	14,091.59	0.00	59,247.11
0000328463	*INSPECTOR	39,603.20	40,206.40	603.20	40,485.74	3,117.40	0.00	43,603.14
0000303372	*STATION AGENT	37,169.60	37,169.60	0.00	38,755.62	28,487.12	0.00	67,242.74
0000327467	*MOBILITY OPERATOR	23,358.40	23,358.40	0.00	23,365.37	3,209.06	0.00	26,574.43
0000323948	*BUS OPERATOR	37,606.40	40,643.20	3,036.80	40,970.68	5,981.35	0.00	46,952.03

## MARTOC REPORT

EE NUMBER	TITLE	FY 12	FY 13	DIFFERENCE	REGULAR	OVERTIME	OTHER	TOTAL
		BASE SALARY	BASE SALARY	+/-	EARNINGS	EARNINGS	EARNINGS	EARNINGS
0000327798	SUPV RAIL LINE	28,454.40	48,048.00	19,593.60	38,699.15	7,383.53	0.00	46,082.68
0000322165	*BUS OPERATOR	31,491.20	34,548.80	3,057.60	32,661.73	1,061.59	0.00	33,723.32
0000305166	*BUS OPERATOR	40,643.20	40,643.20	0.00	40,653.33	1,155.51	0.00	41,808.84
0000322254	*JOURNEYMAN AUTOMOTIVE TECH	43,804.80	43,804.80	0.00	41,348.66	1,998.13	225.00	43,571.79
0000327216	DIR FACILITIES	122,272.02	122,272.02	0.00	122,272.17	0.00	0.00	122,272.17
0000316981	ELECTRICAL ENGINEER V	77,000.04	77,000.04	0.00	76,704.12	0.00	296.16	77,000.28
0000303394	MGR REAL ESTATE	89,703.12	89,703.12	0.00	89,013.50	0.00	27,255.96	116,269.46
0000323963	TRANSIT POLICE OFFICER	45,032.00	46,841.60	1,809.60	45,521.11	17,987.02	900.80	64,408.93
0000306497	MOBILITY ELIGIBILITY SPECIALIST	52,568.88	52,568.88	0.00	52,569.02	0.00	4,043.76	56,612.78
0000304200	*BUS OPERATOR	40,643.20	40,643.20	0.00	40,325.37	2,964.50	156.32	43,446.19
0000315209	TRANSIT POLICE LIEUTENANT	68,972.80	71,739.20	2,766.40	70,257.37	2,936.99	2,652.80	75,847.16
0000323516	SUPV BUS TRANSPORTATION	48,048.00	48,048.00	0.00	48,637.05	9,955.01	1,848.00	60,440.06
0000306027	*BUS OPERATOR	40,643.20	40,643.20	0.00	44,210.06	10,521.02	0.00	54,731.08
0000303182	*BUS OPERATOR	40,643.20	40,643.20	0.00	42,249.03	18,486.66	0.00	60,735.69
0000305689	*RAIL OPERATOR	40,643.20	40,643.20	0.00	40,651.36	4,330.99	0.00	44,982.35
0000311276	CONTRACT PROFESSIONAL	0.00	0.00	0.00	35,574.00	0.00	0.00	35,574.00
0000324618	CONFIG MGMT ANALYST	79,042.08	79,042.08	0.00	79,073.06	0.00	0.00	79,073.06
0000320041	*JOURNEYMAN RAIL CAR MECHANIC	43,804.80	43,804.80	0.00	45,023.60	14,807.84	225.00	60,056.44
0000324793	*BUS OPERATOR	34,548.80	37,606.40	3,057.60	37,946.29	12,738.81	0.00	50,685.10
0000327799	GRANT PROGRAM ANALYST	74,486.88	74,486.88	0.00	74,487.10	0.00	0.00	74,487.10
0000304017	*BUS OPERATOR	40,643.20	40,643.20	0.00	42,591.56	29,389.87	947.69	72,929.12
0000305471	*BUS OPERATOR	40,643.20	40,643.20	0.00	36,389.19	3,576.27	0.00	39,965.46
0000316129	(DATE LAST EMPLOYED 24-APR-13) *TRACK WALKER	43,118.40	43,118.40	0.00	44,484.86	8,419.05	0.00	52,903.91
0000323031	SUPV RAIL LINE	40,643.20	48,048.00	7,404.80	45,101.89	8,983.97	0.00	54,085.86
0000327665	*JOURNEYMAN ELEC POWER ELECT	41,080.00	41,392.00	312.00	30,019.30	52.25	450.00	30,521.55
0000304647	*BUS OPERATOR	40,643.20	40,643.20	0.00	31,505.94	158.89	0.00	31,664.83
0000304844	*BUS OPERATOR	40,643.20	40,643.20	0.00	46,191.27	35,503.40	0.00	81,694.67
0000302341	*BUS OPERATOR	40,643.20	40,643.20	0.00	43,231.33	8,057.28	0.00	51,288.61
0000305806	*JOURNEYMAN ELEC POWER ELECT	43,804.80	43,804.80	0.00	43,439.31	8,805.78	393.48	52,638.57
0000329334	*INSPECTOR	40,206.40	40,206.40	0.00	29,540.56	7,449.88	0.00	36,990.44
0000317147	SR DIR EXTERNAL AFFAIRS	101,000.12	101,000.12	0.00	101,000.28	0.00	2,071.80	103,072.08
0000321976	*BUS OPERATOR	40,643.20	40,643.20	0.00	41,306.07	8,397.46	0.00	49,703.53
0000322737	MAINTENANCE PLANNER BUS	52,686.40	52,686.40	0.00	53,952.24	10,094.01	1,013.20	65,059.45
0000323273	ELEV ESCALATOR SAFE INSPEC II	67,002.00	67,002.00	0.00	67,654.84	2,061.60	3,436.00	73,152.44
0000323511	*BUS OPERATOR	37,606.40	40,643.20	3,036.80	40,861.05	9,575.02	0.00	50,436.07



## MARTOC REPORT

EE NUMBER	TITLE	FY 12	FY 13	DIFFERENCE	REGULAR	OVERTIME	OTHER	TOTAL
		BASE SALARY	BASE SALARY	+/-	EARNINGS	EARNINGS	EARNINGS	EARNINGS
0000303613	*JOURNEYMAN OVERHAULER	43,804.80	43,804.80	0.00	46,876.91	15,147.43	225.00	62,249.34
0000326411	MATERIAL INVENTORY CONTROL PLN	51,665.38	51,665.38	0.00	51,665.67	0.00	0.00	51,665.67
0000305248	*BUS OPERATOR	40,643.20	40,643.20	0.00	42,055.67	5,387.61	0.00	47,443.28
0000326483	SUPT SERVICE QUALITY	57,720.00	69,000.10	11,280.10	59,667.30	520.33	222.00	60,409.63
0000322138	*INSPECTOR (DATE LAST EMPLOYED 01-APR-13)	43,118.40	43,118.40	0.00	36,540.00	303.23	225.00	37,068.23
0000329109	EXEC DIR DIVERSITY & EQUAL OPP	115,000.08	115,000.08	0.00	101,730.95	0.00	0.00	101,730.95
0000326266	*JOURNEYMAN RAIL CAR MECHANIC	41,392.00	42,390.40	998.40	42,288.43	3,424.33	225.00	45,937.76
0000306407	*JOURNEYMAN SUPPORT EQUIPMENT (DATE LAST EMPLOYED 01-MAY-13)	43,804.80	43,804.80	0.00	40,074.53	4,201.47	646.20	44,922.20
0000302277	BENEFITS ANALYST	50,779.56	50,779.56	0.00	50,779.75	0.00	3,072.82	53,852.57
0000324397	*JOURNEYMAN ET-TRAIN CONTROL	43,804.80	43,804.80	0.00	44,049.61	1,287.31	225.00	45,561.92
0000305512	*AA INSPECTOR	43,804.80	43,804.80	0.00	46,576.82	7,960.77	225.00	54,762.59
0000321027	*BUS OPERATOR	40,643.20	40,643.20	0.00	30,364.21	1,254.58	0.00	31,618.79
0000327315	*JOURNEYMAN RAIL CAR MECHANIC	41,080.00	42,390.40	1,310.40	42,818.22	8,280.72	225.00	51,323.94
0000306115	*BUS OPERATOR	40,643.20	40,643.20	0.00	45,755.76	17,327.11	0.00	63,082.87
0000310944	*BUS OPERATOR	40,643.20	40,643.20	0.00	42,018.94	6,376.83	0.00	48,395.77
0000306337	SUPV RAIL YARD TOWER	54,204.80	54,204.80	0.00	54,413.28	6,332.58	7,818.00	68,563.86
0000320594	OFFICE ADMINISTRATOR II	51,021.88	51,021.88	0.00	51,022.24	0.00	1,962.40	52,984.64
0000317957	*MATERIAL CONTROLLER (DATE LAST EMPLOYED 03-MAY-13)	42,369.60	42,369.60	0.00	38,859.97	4,980.52	0.00	43,840.49
0000304027	MGR ENGINEERING SVCS	90,121.20	90,121.20	0.00	89,775.41	0.00	5,545.92	95,321.33
0000302560	TRANSIT POLICE LIEUTENANT	71,739.20	74,609.60	2,870.40	72,765.92	27,029.14	12,416.40	112,211.46
0000312041	*RAIL OPERATOR	40,643.20	40,643.20	0.00	39,935.35	6,678.97	0.00	46,614.32
0000302595	*JOURNEYMAN BODY REPAIR	43,804.80	39,603.20	-4,201.60	33,405.60	773.94	225.00	34,404.54
0000321779	*BUS OPERATOR	40,643.20	40,643.20	0.00	40,145.74	2,932.63	0.00	43,078.37
0000303728	*SERVICEPERSON I	31,824.00	31,824.00	0.00	32,987.09	7,521.88	0.00	40,508.97
0000327736	EEO DBE ANALYST (DATE LAST EMPLOYED 23-NOV-12)	60,000.20	60,000.20	0.00	26,077.06	0.00	1,385.24	27,462.30
0000326281	CONTRACT PROFESSIONAL (DATE LAST EMPLOYED 25-JAN-13)	0.00	0.00	0.00	38,862.00	884.00	0.00	39,746.00
0000325012	*SERVICEPERSON I (A)	29,182.40	29,182.40	0.00	25,817.98	400.21	0.00	26,218.19
0000304784	*BUS OPERATOR	40,643.20	40,643.20	0.00	42,235.52	9,397.88	0.00	51,633.40
0000318676	SR ADMINISTRATIVE ASSISTANT	34,125.00	34,125.00	0.00	34,124.50	13.13	962.50	35,100.13
0000306912	CONTRACT PROFESSIONAL	0.00	0.00	0.00	80,409.00	2,940.00	0.00	83,349.00
0000326548	DATA WAREHSE BUSINESS ALYST QA	71,154.20	71,154.20	0.00	70,790.23	0.00	0.00	70,790.23
0000320848	*TRACK MAINTAINER	43,118.40	43,118.40	0.00	41,857.35	7,307.44	0.00	49,164.79
0000324053	TRANSIT POLICE OFFICER SR	50,668.80	52,686.40	2,017.60	50,525.90	22,423.99	2,923.20	75,873.09
0000320044	*JOURNEYMAN ET-TELEPHONE MAINT	43,804.80	43,804.80	0.00	44,212.83	12,170.10	225.00	56,607.93

## MARTOC REPORT

EE NUMBER	TITLE	FY 12	FY 13	DIFFERENCE	REGULAR	OVERTIME	OTHER	TOTAL
		BASE SALARY	BASE SALARY	+/-	EARNINGS	EARNINGS	EARNINGS	EARNINGS
0000328940	TRANSIT POLICE OFFICER	40,040.00	40,040.00	0.00	37,250.79	15,297.41	0.00	52,548.20
0000324692	SUPV FIELD RESEARCH	0.00	0.00	0.00	25,166.25	877.52	0.00	26,043.77
0000303378	CONTRACT SERVICES COORDINATOR	51,376.00	51,376.00	0.00	40,014.00	1,173.25	20,501.00	61,688.25
0000316987	MGR COMPENSATION & BENEFITS	95,189.64	95,189.64	0.00	95,189.75	0.00	0.00	95,189.75
0000306179	TRANSIT POLICE SERGEANT (DATE LAST EMPLOYED 08-MAR-13)	58,614.40	60,964.80	2,350.40	45,421.66	20,250.31	8,175.15	73,847.12
0000302770	DIVISION DISPATCHER (DATE LAST EMPLOYED 01-APR-13)	56,139.20	56,139.20	0.00	44,547.00	944.65	1,079.60	46,571.25
0000322441	*BUS OPERATOR	31,491.20	34,548.80	3,057.60	26,909.38	4,087.91	0.00	30,997.29
0000325797	ACCOUNTANT III	55,762.72	55,762.72	0.00	55,763.11	0.00	972.85	56,735.96
0000323582	*MOBILITY OPERATOR	26,083.20	27,414.40	1,331.20	28,580.38	9,414.52	0.00	37,994.90
0000319632	*RAIL STATION CLEANER	28,412.80	28,412.80	0.00	29,258.50	2,576.62	0.00	31,835.12
0000304567	CONTRACT PROFESSIONAL	0.00	0.00	0.00	52,953.15	4,920.98	0.00	57,874.13
0000327406	SUPV PROTECTIVE SPECIALISTS (DATE LAST EMPLOYED 12-APR-13)	40,019.20	40,019.20	0.00	33,285.20	3,472.82	3,706.98	40,465.00
0000326863	CIIT-CALL TAKER	29,827.20	29,827.20	0.00	29,837.97	3,269.57	0.00	33,107.54
0000325202	ELEV ESCALATOR SAFE INSPEC II	66,319.50	66,319.50	0.00	65,469.36	1,955.58	4,438.99	71,863.93
0000322488	SUPV BUS MAINTENANCE	52,104.00	52,104.00	0.00	53,932.55	11,848.69	4,008.00	69,789.24
0000302883	*STATION AGENT	37,169.60	37,169.60	0.00	38,816.32	6,058.06	0.00	44,874.38
0000324752	SR TECH PROJECT MANAGER	87,964.76	87,964.76	0.00	87,964.98	0.00	4,767.70	92,732.68
0000322371	*BUS OPERATOR	40,643.20	40,643.20	0.00	38,855.21	4,472.00	0.00	43,327.21
0000321311	*RAIL STATION CLEANER	28,412.80	28,412.80	0.00	22,780.24	8,032.08	0.00	30,812.32
0000305853	*RAIL OPERATOR (DATE LAST EMPLOYED 08-MAR-13)	28,454.40	31,491.20	3,036.80	21,445.20	1,080.73	0.00	22,525.93
0000323363	*BUS OPERATOR	37,606.40	40,643.20	3,036.80	42,978.10	8,752.96	0.00	51,731.06
0000325360	*JOURNEYMAN ET-TRAIN CONTROL	42,390.40	43,804.80	1,414.40	46,011.61	17,799.49	225.00	64,036.10
0000325328	*JOURNEYMAN ET-RADIO MAINT	42,390.40	43,804.80	1,414.40	44,126.50	12,335.91	225.00	56,687.41
0000305560	IT BUSINESS ANALYST III	73,256.30	73,256.30	0.00	73,256.48	0.00	4,226.33	77,482.81
0000302626	*TRACK WALKER	43,118.40	43,118.40	0.00	44,448.57	3,770.31	0.00	48,218.88
0000326881	*MOBILITY OPERATOR	23,358.40	24,564.80	1,206.40	21,502.91	1,123.99	0.00	22,626.90
0000303369	*JOURNEYMAN ET-RAIL CAR MAINT	43,804.80	43,804.80	0.00	46,534.70	10,795.97	225.00	57,555.67
0000321581	INFORMATION SYS ANALYST III	73,063.64	73,063.64	0.00	73,063.77	0.00	5,620.28	78,684.05
0000316645	*STATION AGENT	37,169.60	37,169.60	0.00	39,781.96	14,742.81	0.00	54,524.77
0000319970	*BUS OPERATOR	40,643.20	40,643.20	0.00	36,469.70	6,891.20	0.00	43,360.90
0000321053	*BUS OPERATOR	40,643.20	40,643.20	0.00	38,251.62	3,743.32	0.00	41,994.94
0000322563	*JOURNEYMAN AUTOMOTIVE TECH	43,804.80	43,804.80	0.00	45,444.83	6,957.74	225.00	52,627.57
0000306569	*CUSTOMER INFORMATION OPERATOR	31,699.20	31,699.20	0.00	32,739.33	5,926.48	0.00	38,665.81
0000322045	*MOBILITY OPERATOR	27,414.40	28,766.40	1,352.00	30,648.50	4,372.79	0.00	35,021.29

## MARTOC REPORT

EE NUMBER	TITLE	FY 12	FY 13	DIFFERENCE	REGULAR	OVERTIME	OTHER	TOTAL
		BASE SALARY	BASE SALARY	+/-	EARNINGS	EARNINGS	EARNINGS	EARNINGS
0000303668	FIELD INSPECTOR	57,739.50	57,739.50	0.00	59,382.95	15,752.61	1,184.40	76,319.96
0000303771	SR COST ANALYST	69,751.50	75,959.52	6,208.02	72,616.94	0.00	0.00	72,616.94
0000322382	*BUS OPERATOR	40,643.20	40,643.20	0.00	34,465.85	4,828.94	0.00	39,294.79
0000303375	FOREMAN POWER	52,520.00	52,520.00	0.00	52,886.16	3,636.06	9,494.00	66,016.22
0000323115	TRANSIT POLICE OFFICER SR	48,713.60	50,668.80	1,955.20	49,220.24	15,938.14	4,684.00	69,842.38
0000302022	BUS STOP PLANNER	54,000.18	54,000.18	0.00	54,000.35	0.00	4,956.96	58,957.31
0000302328	*RAIL OPERATOR	40,643.20	40,643.20	0.00	39,976.82	33,196.62	0.00	73,173.44
0000304865	FOREMAN FARE GATE MAINTENANCE	60,736.00	60,736.00	0.00	60,736.00	0.00	6,891.20	67,627.20
0000302679	*JOURNEYMAN AUTOMOTIVE TECH	43,804.80	43,804.80	0.00	44,855.15	13,651.69	225.00	58,731.84
0000328634	*BUS OPERATOR	28,454.40	28,454.40	0.00	23,712.30	2,141.74	0.00	25,854.04
0000303923	*BUS OPERATOR	40,643.20	40,643.20	0.00	41,672.74	6,233.57	0.00	47,906.31
0000302890	*JOURNEYMAN RAIL CAR MECHANIC	39,603.20	43,804.80	4,201.60	25,352.41	822.94	225.00	26,400.35
0000304681	FOREMAN MAINT LANDSCAPE	56,908.80	56,908.80	0.00	56,908.80	1,450.08	0.00	58,358.88
0000317442	*SERVICEPERSON I	31,824.00	31,824.00	0.00	31,862.58	1,910.60	0.00	33,773.18
0000328053	CONTRACT SPECIALIST III	67,998.06	67,998.06	0.00	67,998.85	0.00	0.00	67,998.85
0000321402	TRANSIT POLICE OFFICER SR	50,668.80	52,686.40	2,017.60	53,980.61	33,005.88	3,142.44	90,128.93
0000303985	*RAIL OPERATOR (DATE LAST EMPLOYED 29-MAY-13)	40,643.20	40,643.20	0.00	42,388.71	8,619.62	0.00	51,008.33
0000316512	COMMUNICATIONS SPECIALIST	35,380.80	35,380.80	0.00	35,125.66	567.72	4,354.56	40,047.94
0000320971	RADIO COMMUNICATIONS ENGINEER	93,994.16	93,994.16	0.00	83,960.66	0.00	1,626.84	85,587.50
0000305122	FIELD INSPECTOR	58,310.46	58,310.46	0.00	58,804.21	11,557.65	6,279.60	76,641.46
0000316639	*STATION AGENT	37,169.60	37,169.60	0.00	37,576.22	5,575.52	0.00	43,151.74
0000304880	*BUS OPERATOR	40,643.20	40,643.20	0.00	42,638.92	10,424.62	0.00	53,063.54
0000305559	*RAIL OPERATOR	40,643.20	40,643.20	0.00	37,877.45	1,286.48	0.00	39,163.93
0000328563	*MOBILITY OPERATOR	23,358.40	23,358.40	0.00	19,411.13	673.86	0.00	20,084.99
0000302442	SR INFORMATION SYSTEMS ANALYST	77,485.46	83,693.22	6,207.76	82,931.44	0.00	10,086.11	93,017.55
0000304081	TRANSIT POLICE OFFICER SR	54,787.20	54,787.20	0.00	55,314.00	39,292.79	8,165.40	102,772.19
0000320502	CJIT-CALL TAKER	30,888.00	30,888.00	0.00	30,975.26	4,182.14	2,479.95	37,637.35
0000306113	SUPV BUS TRANSPORTATION	52,790.40	52,790.40	0.00	52,688.88	964.44	2,030.40	55,683.72
0000306350	*BUS OPERATOR	40,643.20	40,643.20	0.00	42,568.67	7,778.71	0.00	50,347.38
0000322107	*BUS OPERATOR	31,491.20	34,548.80	3,057.60	32,800.87	1,216.07	0.00	34,016.94
0000304341	SUPV BUS TRANSPORTATION	52,312.00	52,312.00	0.00	52,664.10	7,897.10	4,024.00	64,585.20
0000304294	SAFETY DATA ANALYST (DATE LAST EMPLOYED 25-APR-13)	50,652.16	50,652.16	0.00	41,690.92	0.00	1,332.81	43,023.73
0000319033	*BUS OPERATOR	40,643.20	40,643.20	0.00	40,509.23	2,653.27	0.00	43,162.50
0000326535	*SERVICEPERSON I (A)	29,182.40	30,846.40	1,664.00	28,624.07	273.59	0.00	28,897.66

## MARTOC REPORT

EE NUMBER	TITLE	FY 12	FY 13	DIFFERENCE	REGULAR	OVERTIME	OTHER	TOTAL
		BASE SALARY	BASE SALARY	+/-	EARNINGS	EARNINGS	EARNINGS	EARNINGS
0000320606	*DYNAMOMETER OPERATOR	43,804.80	43,804.80	0.00	44,005.33	347.49	225.00	44,577.82
0000302875	TRANSIT POLICE OFFICER SR	41,641.60	43,305.60	1,664.00	43,159.20	7,354.87	1,665.60	52,179.67
0000319759	*MATERIAL CONTROLLER	42,369.60	42,369.60	0.00	31,389.55	0.00	0.00	31,389.55
0000314949	FOREMAN BUILDINGS SUPP EQUIP	52,104.00	52,104.00	0.00	52,805.40	7,464.90	3,957.90	64,228.20
0000305263	WASTEWATER INDUSTRIAL OPERATOR	53,248.00	53,248.00	0.00	54,297.60	179.20	7,577.60	62,054.40
0000326901	*BUS OPERATOR	28,454.40	31,491.20	3,036.80	32,330.82	3,167.99	0.00	35,498.81
0000315143	TRANSIT POLICE SERGEANT	65,936.00	65,936.00	0.00	68,036.13	15,263.62	1,077.80	84,377.55
0000302906	*BUS OPERATOR	40,643.20	40,643.20	0.00	45,657.34	13,163.09	0.00	58,820.43
0000302081	*JOURNEYMAN ET-RAIL CAR MAINT	43,804.80	43,804.80	0.00	44,908.68	1,230.45	225.00	46,364.13
0000302303	*BUS OPERATOR	40,643.20	40,643.20	0.00	45,601.68	9,830.43	0.00	55,432.11
0000317508	*SERVICEPERSON I	31,824.00	31,824.00	0.00	33,516.15	3,327.75	0.00	36,843.90
0000322936	SUPV RAIL LINE	40,643.20	48,048.00	7,404.80	45,662.33	12,483.67	0.00	58,146.00
0000328565	MGR BUILDINGS & SUPPORT EQUIP	75,972.00	75,972.00	0.00	75,972.00	0.00	0.00	75,972.00
0000314998	MECHANICAL ENGINEER VI	73,218.86	73,218.86	0.00	73,218.98	0.00	8,448.33	81,667.31
0000316541	*BUS OPERATOR	40,643.20	40,643.20	0.00	39,083.91	2,162.62	0.00	41,246.53
0000327044	SR PERFORMANCE ANALYST	78,000.00	78,000.00	0.00	75,380.00	0.00	995.20	76,375.20
0000316470	*BUS OPERATOR	40,643.20	40,643.20	0.00	41,786.20	4,678.85	0.00	46,465.05
0000321148	*BUS OPERATOR	40,643.20	40,643.20	0.00	24,477.88	1,416.34	0.00	25,894.22
0000326857	REVENUE GRANT ANALYST	74,486.88	74,486.88	0.00	74,487.10	0.00	0.00	74,487.10
0000322251	*JOURNEYMAN ET-RAIL CAR MAINT	43,804.80	43,804.80	0.00	45,734.41	12,841.35	225.00	58,800.76
0000317060	TRANSIT POLICE OFFICER SPECIAL	52,686.40	54,787.20	2,100.80	56,212.12	40,990.80	3,225.76	100,428.68
0000325087	ASSOCIATE ELECTRICAL ENGINEER	42,390.40	53,395.16	11,004.76	44,759.50	2,056.38	225.00	47,040.88
0000321101	SUPT SERVICE QUALITY	48,048.00	69,000.10	20,952.10	52,631.72	9,510.32	5,653.92	67,795.96
0000303566	*SERVICEPERSON IV	34,008.00	34,008.00	0.00	34,994.08	4,347.18	0.00	39,341.26
0000304417	*JOURNEYMAN SUPPORT EQUIPMENT	43,804.80	43,804.80	0.00	46,859.45	3,759.22	225.00	50,843.67
0000305862	SUPV RAIL YARD TOWER	52,099.22	52,099.22	0.00	53,527.07	15,222.88	6,286.99	75,036.94
0000303675	DIVISION DISPATCHER	48,048.00	48,048.00	0.00	28,768.40	0.00	0.00	28,768.40
0000306606	*JOURNEYMAN RAIL CAR MECHANIC	43,804.80	43,804.80	0.00	43,872.62	8,829.46	225.00	52,927.08
0000313824	*BUS OPERATOR	40,643.20	40,643.20	0.00	43,597.28	15,976.82	0.00	59,574.10
0000306307	*BUS OPERATOR	28,454.40	32,531.20	4,076.80	19,749.84	1,663.26	0.00	21,413.10
0000305694	*STATION AGENT (DATE LAST EMPLOYED 28-JAN-13)	37,169.60	37,169.60	0.00	28,486.91	23,400.92	0.00	51,887.83
0000305416	TRANSIT POLICE OFFICER SR (DATE LAST EMPLOYED 01-OCT-12)	54,787.20	54,787.20	0.00	11,352.54	1,126.05	15,382.83	27,861.42
0000317913	TRANSIT POLICE OFFICER SR	54,787.20	54,787.20	0.00	55,998.84	32,003.11	8,165.40	96,167.35
0000306843	ARCHITECT VI	84,911.58	84,911.58	0.00	79,686.92	0.00	5,225.35	84,912.27
0000305432	INSTRUCTOR BUS OPERATIONS	57,761.60	57,761.60	0.00	59,483.34	14,954.16	9,997.20	84,434.70

## MARTOC REPORT

EE NUMBER	TITLE	FY 12	FY 13	DIFFERENCE	REGULAR	OVERTIME	OTHER	TOTAL
		BASE SALARY	BASE SALARY	+/-	EARNINGS	EARNINGS	EARNINGS	EARNINGS
0000306236	*STATION AGENT	37,169.60	37,169.60	0.00	36,680.41	5,300.73	0.00	41,981.14
0000316355	*SR TRAFFIC CHECKER	32,427.20	32,427.20	0.00	33,580.91	12,628.02	0.00	46,208.93
0000305147	*BUS OPERATOR	40,643.20	40,643.20	0.00	41,030.15	1,124.08	0.00	42,154.23
0000305663	*RAIL OPERATOR	40,643.20	40,643.20	0.00	39,151.75	674.20	0.00	39,825.95
0000304606	*BUS OPERATOR	40,643.20	40,643.20	0.00	40,564.27	2,073.49	0.00	42,637.76
0000302137	*RAIL OPERATOR	40,643.20	40,643.20	0.00	31,379.69	1,911.36	0.00	33,291.05
0000329159	*BUS OPERATOR	28,454.40	28,454.40	0.00	22,440.68	3,868.89	0.00	26,309.57
0000323501	DIR ARCHITECTURE & DESIGN STANDARDS	101,893.22	101,893.22	0.00	101,502.85	0.00	0.00	101,502.85
0000327851	*BUS OPERATOR	28,454.40	28,454.40	0.00	24,073.36	3,957.05	0.00	28,030.41
0000327125	*MOBILITY OPERATOR	23,358.40	24,564.80	1,206.40	23,731.37	2,039.02	94.48	25,864.87
0000303847	*INSPECTOR	43,118.40	43,118.40	0.00	41,540.54	450.93	225.00	42,216.47
0000321537	*BUS OPERATOR	40,643.20	40,643.20	0.00	40,548.90	3,067.79	0.00	43,616.69
0000302696	TRANSIT SYSTEM PLNG ANALYST	54,902.64	54,902.64	0.00	54,902.85	0.00	4,012.12	58,914.97
0000317197	TRANSIT POLICE OFFICER SR	54,787.20	54,787.20	0.00	56,130.54	36,606.02	5,268.00	98,004.56
0000319768	ADA COORD	44,506.54	44,506.54	0.00	39,200.22	0.00	5,648.94	44,849.16
0000302507	*JOURNEYMAN ET-TRAIN CONTROL	43,804.80	43,804.80	0.00	45,794.72	8,553.00	225.00	54,572.72
0000325079	*JOURNEYMAN ELEC POWER ELECT	42,390.40	43,804.80	1,414.40	43,956.27	459.09	225.00	44,640.36
0000323119	*SERVICEPERSON I (A)	29,182.40	32,281.60	3,099.20	31,149.94	489.39	0.00	31,639.33
0000305772	INSTRUCTOR CENTRAL MAINTENANCE	60,008.00	60,008.00	0.00	60,008.00	0.00	1,154.00	61,162.00
0000320968	*SERVICEPERSON I	31,824.00	31,824.00	0.00	33,745.36	1,514.70	0.00	35,260.06
0000316721	*BUS OPERATOR	40,643.20	40,643.20	0.00	41,963.09	1,846.13	0.00	43,809.22
0000315192	*BUS OPERATOR	40,643.20	40,643.20	0.00	39,805.78	1,880.40	0.00	41,686.18
0000322389	GENERAL MANAGER CEO (DATE LAST EMPLOYED 09-DEC-12)	315,000.14	315,000.14	0.00	205,602.07	0.00	20,596.17	226,198.24
0000323034	*BUS OPERATOR	40,643.20	40,643.20	0.00	42,335.27	5,471.73	0.00	47,807.00
0000304671	*BUS OPERATOR	40,643.20	40,643.20	0.00	42,593.97	9,181.80	0.00	51,775.77
0000306368	OFFICE ADMINISTRATOR II	44,048.16	51,021.88	6,973.72	46,462.36	0.00	0.00	46,462.36
0000319624	*JOURNEYMAN RAIL CAR MECHANIC	43,804.80	43,804.80	0.00	45,992.42	13,607.45	225.00	59,824.87
0000324185	*SERVICEPERSON IV	34,008.00	34,008.00	0.00	33,203.74	981.02	0.00	34,184.76
0000303960	*BUS OPERATOR (DATE LAST EMPLOYED 01-MAY-13)	40,643.20	40,643.20	0.00	36,880.63	5,018.88	0.00	41,899.51
0000303120	*BUS OPERATOR	40,643.20	40,643.20	0.00	43,269.78	8,458.15	0.00	51,727.93
0000305919	*JOURNEYMAN ET-RADIO MAINT	43,804.80	43,804.80	0.00	44,166.26	2,937.91	225.00	47,329.17
0000304139	*STATION AGENT	37,169.60	37,169.60	0.00	41,543.12	13,034.04	0.00	54,577.16
0000302478	*MATERIAL CONTROLLER	42,369.60	42,369.60	0.00	42,541.88	519.44	0.00	43,061.32
0000320487	*BUS OPERATOR	40,643.20	40,643.20	0.00	36,180.31	337.44	0.00	36,517.75

## MARTOC REPORT

EE NUMBER	TITLE	FY 12	FY 13	DIFFERENCE	REGULAR	OVERTIME	OTHER	TOTAL
		BASE SALARY	BASE SALARY	+/-	EARNINGS	EARNINGS	EARNINGS	EARNINGS
0000316272	*RAIL OPERATOR	40,643.20	40,643.20	0.00	42,190.81	16,186.38	0.00	58,377.19
0000304036	*JOURNEYMAN ET-RADIO MAINT	43,804.80	43,804.80	0.00	44,865.68	4,580.57	225.00	49,671.25
0000302225	*RAIL OPERATOR	40,643.20	40,643.20	0.00	41,846.42	2,700.72	0.00	44,547.14
0000310672	RAIL SYS SOFTWARE ENGINEER VI	84,000.02	84,000.02	0.00	54,923.16	0.00	0.00	54,923.16
0000306328	TRANSIT POLICE OFFICER SR	54,787.20	54,787.20	0.00	30,330.12	1,847.13	3,529.56	35,706.81
0000328735	TRANSIT POLICE OFFICER	35,609.60	41,641.60	6,032.00	38,870.64	11,592.67	0.00	50,463.31
0000328651	FIELD INSPECTOR	53,800.50	53,800.50	0.00	54,931.83	20,389.08	0.00	75,320.91
0000326536	*MOBILITY OPERATOR	23,358.40	24,564.80	1,206.40	23,983.23	2,146.58	0.00	26,129.81
0000305074	SUPV RAIL CAR APPEARANCE (DATE LAST EMPLOYED 01-APR-13)	51,521.60	51,521.60	0.00	32,300.08	1,089.88	8,719.04	42,109.00
0000319053	MGR BREEZE PRODUCTS	72,450.30	87,000.16	14,549.86	86,719.52	0.00	0.00	86,719.52
0000318276	*BUS OPERATOR	40,643.20	40,643.20	0.00	41,955.43	4,671.87	0.00	46,627.30
0000323177	MGR ROOFING PROGRAM	81,660.80	93,994.16	12,333.36	78,520.91	0.00	10,259.95	88,780.86
0000304220	TRANSIT POLICE MAJOR	85,489.56	85,489.56	0.00	82,859.25	0.00	11,398.63	94,257.88
0000302124	SUPV RAIL LINE	48,048.00	48,048.00	0.00	48,729.48	11,844.57	5,082.00	65,656.05
0000302641	SUPV BUS MAINTENANCE	52,104.00	52,104.00	0.00	53,043.38	12,324.66	4,258.50	69,626.54
0000302077	*MATERIAL CONTROLLER	43,659.20	42,369.60	-1,289.60	43,195.39	427.78	0.00	43,623.17
0000305209	*MOBILITY OPERATOR	30,409.60	30,409.60	0.00	33,136.25	14,956.36	0.00	48,092.61
0000323117	MOBILITY SCHEDULER I	30,654.00	30,654.00	0.00	30,976.26	3,035.93	0.00	34,012.19
0000322858	*MOBILITY OPERATOR	27,414.40	28,766.40	1,352.00	29,832.58	6,020.23	0.00	35,852.81
0000329424	*JOURNEYMAN ET-RAIL CAR MAINT	41,080.00	41,080.00	0.00	27,631.28	296.25	225.00	28,152.53
0000321491	*APPRENTICE MECHANIC	36,920.00	39,603.20	2,683.20	38,206.61	0.00	0.00	38,206.61
0000303058	*JOURNEYMAN OVERHAULER	43,804.80	43,804.80	0.00	41,890.76	2,590.38	225.00	44,706.14
0000305504	TRANSIT POLICE OFFICER SR	52,686.40	54,787.20	2,100.80	54,246.29	11,599.93	2,265.24	68,111.46
0000315324	*BUS OPERATOR	40,643.20	40,643.20	0.00	43,048.45	2,100.52	0.00	45,148.97
0000320688	*BUS OPERATOR	40,643.20	40,643.20	0.00	38,224.65	1,860.44	0.00	40,085.09
0000317100	TRANSIT POLICE OFFICER SR	54,787.20	54,787.20	0.00	52,813.53	622.29	0.00	53,435.82
0000306466	*BUS OPERATOR	40,643.20	40,643.20	0.00	44,043.50	34,153.71	0.00	78,197.21
0000304238	*BUS OPERATOR	40,643.20	40,643.20	0.00	43,167.81	8,637.49	0.00	51,805.30
0000302114	*RAIL OPERATOR	40,643.20	40,643.20	0.00	46,162.62	28,031.42	0.00	74,194.04
0000323958	*BUS OPERATOR	37,606.40	40,643.20	3,036.80	34,395.25	2,465.28	0.00	36,860.53
0000319962	ACCOUNTANT III	57,993.26	57,993.26	0.00	57,889.41	0.00	104.10	57,993.51
0000324541	MECHANICAL ENGINEER VI	81,660.80	81,660.80	0.00	81,661.65	0.00	0.00	81,661.65
0000322671	*INSPECTOR	43,118.40	43,118.40	0.00	43,173.61	1,368.24	225.00	44,766.85
0000322820	*RAIL STATION CLEANER	28,412.80	28,412.80	0.00	26,458.22	1,526.51	0.00	27,984.73
0000304804	*RAIL OPERATOR	40,643.20	40,643.20	0.00	41,601.07	2,128.04	0.00	43,729.11

## MARTOC REPORT

EE NUMBER	TITLE	FY 12 BASE SALARY	FY 13 BASE SALARY	DIFFERENCE +/-	REGULAR EARNINGS	OVERTIME EARNINGS	OTHER EARNINGS	TOTAL EARNINGS
0000302257	(DATE LAST EMPLOYED 27-JUN-13) *JOURNEYMAN OVERHAULER	43,804.80	43,804.80	0.00	44,340.58	0.00	435.60	44,776.18
0000321431	SR INFORMATION SYSTEMS ANALYST	77,639.12	77,639.12	0.00	77,340.59	0.00	7,166.70	84,507.29
0000303079	FOREMAN BUILDINGS SUPP EQUIP	53,248.00	53,248.00	0.00	53,504.00	2,585.60	5,068.80	61,158.40
0000305232	*JOURNEYMAN AUTOMOTIVE TECH	43,804.80	43,804.80	0.00	45,266.86	2,827.32	225.00	48,319.18
0000322372	*BUS OPERATOR	40,643.20	40,643.20	0.00	42,877.38	13,013.52	0.00	55,890.90
0000315213	TRANSIT POLICE OFFICER SPECIAL	56,971.20	56,971.20	0.00	57,477.93	19,022.48	5,368.44	81,868.85
0000327756	EEO DBE ANALYST	58,000.02	58,000.02	0.00	58,000.29	0.00	0.00	58,000.29
0000306508	MGR SYSTEM SAFETY PROGRAMS	76,385.14	82,394.00	6,008.86	76,803.64	0.00	10,282.65	87,086.29
0000324174	SR REGIONAL PLANNER	75,604.10	75,604.10	0.00	75,604.83	0.00	0.00	75,604.83
0000327755	TRANSIT POLICE OFFICER SR	38,500.80	40,040.00	1,539.20	40,456.70	17,025.13	0.00	57,481.83
0000302204	*BUS OPERATOR	40,643.20	40,643.20	0.00	41,896.16	14,064.31	207.72	56,168.19
0000326728	TRANSPORTATION PLANNER II	50,190.40	50,190.40	0.00	46,329.96	0.00	0.00	46,329.96
0000305264	DISPATCHER MOBILITY	38,126.40	38,126.40	0.00	39,026.25	2,612.04	0.00	41,638.29
0000306088	*BUS OPERATOR	40,643.20	40,643.20	0.00	28,963.11	6,821.77	0.00	35,784.88
0000322237	(DATE LAST EMPLOYED 01-FEB-13) *JOURNEYMAN AUTOMOTIVE TECH	43,804.80	43,804.80	0.00	43,391.50	1,141.04	225.00	44,757.54
0000304963	*RAIL OPERATOR	40,643.20	40,643.20	0.00	42,787.38	27,219.13	0.00	70,006.51
0000321473	TRANSIT POLICE OFFICER SR	46,841.60	48,713.60	1,872.00	48,058.06	17,139.27	3,603.20	68,800.53
0000322342	*JOURNEYMAN AUTOMOTIVE TECH	43,804.80	43,804.80	0.00	44,916.67	8,174.60	225.00	53,316.27
0000306625	*RAIL OPERATOR	40,643.20	40,643.20	0.00	43,596.21	16,085.26	0.00	59,681.47
0000303698	MAINTENANCE PLANNER-RAIL	54,995.20	54,995.20	0.00	55,153.84	1,016.62	0.00	56,170.46
0000315247	*MATERIAL CONTROLLER	42,369.60	42,369.60	0.00	40,983.54	336.13	0.00	41,319.67
0000304333	*BUS OPERATOR	40,643.20	40,643.20	0.00	39,044.33	7,016.37	716.54	46,777.24
0000322223	CJIT-POLICE DISPATCHER	33,696.00	33,696.00	0.00	32,824.89	2,648.73	2,081.70	37,555.32
0000302480	ELECTRICAL MAINTENANCE ENG	51,441.00	67,312.96	15,871.96	60,238.76	1,681.74	517.80	62,438.30
0000326865	*MOBILITY OPERATOR	23,358.40	24,564.80	1,206.40	25,432.25	7,985.57	0.00	33,417.82
0000305233	SUPV COMMUNICATIONS	49,088.00	49,088.00	0.00	45,518.50	5,888.20	5,888.20	57,294.90
0000302727	*DYNAMOMETER OPERATOR	43,804.80	43,804.80	0.00	45,977.45	2,591.37	225.00	48,793.82
0000305750	*BUS OPERATOR	40,643.20	40,643.20	0.00	42,027.79	7,035.10	0.00	49,062.89
0000304613	*BUS OPERATOR	40,643.20	40,643.20	0.00	44,410.68	12,905.27	0.00	57,315.95
0000306406	SUPV BUS & RAIL STORES	50,731.20	50,731.20	0.00	50,781.20	0.00	0.00	50,781.20
0000327480	TECHNICAL WRITER	60,279.44	60,279.44	0.00	59,815.89	0.00	463.69	60,279.58
0000303645	FOREMAN CUSTODIAL SERVICES	44,324.80	44,324.80	0.00	44,495.28	2,035.11	5,114.40	51,644.79
0000304931	*RAIL OPERATOR	40,643.20	40,643.20	0.00	41,741.14	2,069.68	0.00	43,810.82
0000320939	*MOBILITY OPERATOR	28,766.40	30,409.60	1,643.20	32,351.86	9,717.80	0.00	42,069.66

## MARTOC REPORT

EE NUMBER	TITLE	FY 12 BASE SALARY	FY 13 BASE SALARY	DIFFERENCE +/-	REGULAR EARNINGS	OVERTIME EARNINGS	OTHER EARNINGS	TOTAL EARNINGS
0000324864	MEDIA SALES REP	22,620.00	22,620.00	0.00	20,948.88	3,023.40	0.00	23,972.28
0000302949	SUPT RAIL CAR MAINT	69,702.36	69,702.36	0.00	69,702.46	0.00	4,289.39	73,991.85
0000322679	*BUS OPERATOR (DATE LAST EMPLOYED 03-APR-13)	40,643.20	40,643.20	0.00	34,275.96	2,429.65	0.00	36,705.61
0000306164	*JOURNEYMAN ET-RADIO MAINT	43,804.80	43,804.80	0.00	46,424.12	1,690.12	225.00	48,339.24
0000318124	*MOBILITY OPERATOR	30,409.60	30,409.60	0.00	28,010.23	795.01	233.92	29,039.16
0000316349	TRANSIT POLICE OFFICER SR	54,787.20	54,787.20	0.00	53,891.64	19,192.01	1,685.76	74,769.41
0000302399	TRANSIT POLICE SERGEANT	56,971.20	58,614.40	1,643.20	58,669.42	34,490.99	5,204.10	98,364.51
0000303089	*BUS OPERATOR	40,643.20	40,643.20	0.00	43,549.19	12,493.82	157.69	56,200.70
0000320938	*MOBILITY OPERATOR	28,766.40	30,409.60	1,643.20	27,077.61	6,473.13	0.00	33,550.74
0000322748	SR INFORMATION TECH AUDITOR	71,547.32	71,547.32	0.00	74,299.24	0.00	2,889.41	77,188.65
0000320427	MOBILITY SYSTEM DATA SPECIALIST	27,414.40	29,601.00	2,186.60	30,669.00	9,484.53	1,487.80	41,641.33
0000307144	*RAIL OPERATOR	40,643.20	40,643.20	0.00	41,896.61	2,822.99	0.00	44,719.60
0000315081	*JOURNEYMAN RAIL CAR MECHANIC	43,804.80	43,804.80	0.00	44,044.34	3,506.52	225.00	47,775.86
0000302798	*BUS OPERATOR	40,643.20	40,643.20	0.00	42,985.10	10,224.07	0.00	53,209.17
0000304981	*BUS OPERATOR	40,643.20	40,643.20	0.00	36,988.71	2,181.41	0.00	39,170.12
0000302332	*BUS OPERATOR	40,643.20	40,643.20	0.00	41,931.65	6,493.26	0.00	48,424.91
0000327470	*BUS OPERATOR	28,454.40	28,454.40	0.00	24,555.24	1,318.85	0.00	25,874.09
0000303115	*REVENUE AGENT	41,308.80	41,308.80	0.00	42,326.98	6,211.27	158.88	48,697.13
0000315387	*MATERIAL CONTROLLER LEAD	42,369.60	43,659.20	1,289.60	43,526.79	920.48	0.00	44,447.27
0000328923	*MOBILITY OPERATOR	23,358.40	23,358.40	0.00	19,731.13	2,004.59	0.00	21,735.72
0000304974	*BUS OPERATOR	40,643.20	40,643.20	0.00	42,889.50	3,644.80	0.00	46,534.30
0000309687	*BUS OPERATOR	40,643.20	40,643.20	0.00	40,706.63	1,551.54	0.00	42,258.17
0000303470	*BUS OPERATOR	40,643.20	40,643.20	0.00	44,680.30	9,588.08	0.00	54,268.38
0000303128	*AA INSPECTOR	43,804.80	43,804.80	0.00	46,013.45	12,249.12	225.00	58,487.57
0000321988	LCARE ASSISTANT	33,910.50	33,910.50	0.00	31,402.49	450.01	0.00	31,852.50
0000328641	*BUS OPERATOR	28,454.40	28,454.40	0.00	25,446.90	1,717.22	0.00	27,164.12
0000303310	*RAIL OPERATOR	40,643.20	40,643.20	0.00	41,764.52	9,736.33	0.00	51,500.85
0000304445	*INSPECTOR	43,118.40	43,118.40	0.00	43,811.20	5,402.87	225.00	49,439.07
0000320946	SUPV RAIL LINE	48,048.00	48,048.00	0.00	48,415.30	9,004.46	5,012.70	62,432.46
0000305580	*STATION AGENT	37,169.60	37,169.60	0.00	40,947.01	35,771.47	0.00	76,718.48
0000326866	*MOBILITY OPERATOR	23,358.40	24,564.80	1,206.40	25,526.65	9,477.00	0.00	35,003.65
0000327674	*INSPECTOR	39,603.20	40,643.20	1,040.00	41,458.10	7,190.81	225.00	48,873.91
0000302703	SUPV BUS MAINTENANCE	56,908.80	56,908.80	0.00	58,003.20	7,154.64	2,188.80	67,346.64
0000324310	SUPV CAR REPAIR INSPECTION	52,104.00	52,104.00	0.00	52,504.80	5,285.55	3,882.75	61,673.10
0000328292	*BUS OPERATOR	31,491.20	31,491.20	0.00	27,623.14	1,375.36	0.00	28,998.50



## MARTOC REPORT

EE NUMBER	TITLE	FY 12	FY 13	DIFFERENCE	REGULAR	OVERTIME	OTHER	TOTAL
		BASE SALARY	BASE SALARY	+/-	EARNINGS	EARNINGS	EARNINGS	EARNINGS
0000304554	*BUS OPERATOR	40,643.20	40,643.20	0.00	42,315.77	507.13	156.32	42,979.22
0000303183	TRANSIT POLICE LIEUTENANT	80,308.80	80,308.80	0.00	72,625.44	10,521.27	11,312.73	94,459.44
0000305494	MGR ECONOMIC OPPORTUNITY	75,257.00	75,257.00	0.00	75,257.11	0.00	7,102.72	82,359.83
0000322130	*BUS OPERATOR	40,643.20	40,643.20	0.00	40,919.40	5,496.65	0.00	46,416.05
0000322377	*BUS OPERATOR	40,643.20	40,643.20	0.00	33,760.83	2,746.75	0.00	36,507.58
0000316722	*BUS OPERATOR	40,643.20	40,643.20	0.00	44,823.77	14,411.66	0.00	59,235.43
0000315308	*SERVICEPERSON I	31,824.00	31,824.00	0.00	29,533.10	2,891.70	0.00	32,424.80
0000304812	FOREMAN TRACK & STRCT	57,012.80	57,012.80	0.00	59,041.14	19,022.55	0.00	78,063.69
0000305714	DIR TRANSIT RESEARCH ANALYSIS	98,800.26	98,800.26	0.00	96,900.62	0.00	6,652.06	103,552.68
0000320618	*BUS OPERATOR	40,643.20	40,643.20	0.00	41,518.01	7,049.52	0.00	48,567.53
0000304228	*MATERIAL CONTROLLER	42,369.60	42,369.60	0.00	42,828.09	542.36	0.00	43,370.45
0000302700	*JOURNEYMAN RAIL CAR MECHANIC	43,804.80	43,804.80	0.00	45,035.12	14,191.81	225.00	59,451.93
0000328636	*BUS OPERATOR	28,454.40	28,454.40	0.00	19,493.09	1,184.43	0.00	20,677.52
0000327567	*JOURNEYMAN AUTOMOTIVE TECH	41,080.00	41,392.00	312.00	42,260.76	1,110.53	225.00	43,596.29
0000305538	*BUS OPERATOR	40,643.20	40,643.20	0.00	41,453.48	11,457.09	0.00	52,910.57
0000302855	*BUS OPERATOR	40,643.20	40,643.20	0.00	42,258.35	8,616.73	0.00	50,875.08
0000323118	SUPV MOBILITY TRANSPORTATION	26,083.20	42,723.20	16,640.00	37,721.79	1,292.66	0.00	39,014.45
0000303443	*BUS OPERATOR	40,643.20	40,643.20	0.00	40,178.32	8,698.45	0.00	48,876.77
0000302373	TRANSIT POLICE OFFICER SPECIAL	56,971.20	56,971.20	0.00	57,190.32	43,919.88	0.00	101,110.20
0000316419	*MOBILITY OPERATOR	30,409.60	30,409.60	0.00	32,059.89	1,091.06	0.00	33,150.95
0000322933	*BUS OPERATOR	40,643.20	40,643.20	0.00	42,261.35	5,377.36	0.00	47,638.71
0000320697	TRANSIT POLICE OFFICER SPECIAL	48,713.60	50,668.80	1,955.20	51,680.98	17,463.85	0.00	69,144.83
0000303692	*BUS OPERATOR	40,643.20	40,643.20	0.00	42,869.22	11,504.37	0.00	54,373.59
0000302846	*BUS OPERATOR	40,643.20	40,643.20	0.00	43,571.43	17,303.33	0.00	60,874.76
0000321485	*RAIL OPERATOR	40,643.20	40,643.20	0.00	42,137.03	16,664.10	0.00	58,801.13
0000303381	*BUS OPERATOR	40,643.20	40,643.20	0.00	40,823.04	1,601.04	0.00	42,424.08
0000302822	*AA INSPECTOR	43,804.80	43,804.80	0.00	45,139.47	11,232.53	393.48	56,765.48
0000306533	*BUS OPERATOR	40,643.20	40,643.20	0.00	43,919.30	9,491.93	0.00	53,411.23
0000306046	*BUS OPERATOR	40,643.20	40,643.20	0.00	43,412.38	7,478.86	0.00	50,891.24
0000309725	*SERVICEPERSON IV	34,008.00	34,008.00	0.00	36,968.31	15,113.67	0.00	52,081.98
0000324636	*SERVICEPERSON I (A)	32,281.60	32,281.60	0.00	33,305.05	990.21	0.00	34,295.26
0000304492	*AA INSPECTOR (DATE LAST EMPLOYED 09-APR-13)	43,804.80	43,804.80	0.00	44,570.85	5,275.60	225.00	50,071.45
0000328361	TRANSIT POLICE OFFICER SR	43,305.60	45,032.00	1,726.40	45,959.64	34,663.53	1,955.35	82,578.52
0000304032	*JOURNEYMAN RAIL CAR MECHANIC	43,804.80	43,804.80	0.00	44,987.85	963.51	225.00	46,176.36

## MARTOC REPORT

EE NUMBER	TITLE	FY 12	FY 13	DIFFERENCE	REGULAR	OVERTIME	OTHER	TOTAL
		BASE SALARY	BASE SALARY	+/-	EARNINGS	EARNINGS	EARNINGS	EARNINGS
0000305273	DISPATCHER MOBILITY	39,811.20	39,811.20	0.00	40,079.17	2,545.62	4,363.92	46,988.71
0000303303	*BUS OPERATOR	40,643.20	40,643.20	0.00	41,208.04	2,447.80	0.00	43,655.84
0000323731	*BUS OPERATOR	37,606.40	40,643.20	3,036.80	39,511.09	4,645.17	0.00	44,156.26
0000316336	*RAIL STATION CLEANER	28,412.80	28,412.80	0.00	29,774.17	5,583.54	0.00	35,357.71
0000323360	*BUS OPERATOR	37,606.40	40,643.20	3,036.80	38,518.35	9,841.29	0.00	48,359.64
0000328938	TRANSIT POLICE OFFICER	38,500.80	38,500.80	0.00	36,590.21	12,597.70	0.00	49,187.91
0000304278	*BUS OPERATOR	40,643.20	40,643.20	0.00	42,401.30	237.19	0.00	42,638.49
0000323932	PROJECT MANAGER II	84,000.02	84,000.02	0.00	84,000.96	0.00	2,585.50	86,586.46
0000322463	*MOBILITY OPERATOR	23,358.40	24,564.80	1,206.40	24,944.43	1,278.25	0.00	26,222.68
0000303517	DISPATCHER MOBILITY	39,811.20	39,811.20	0.00	40,174.87	5,031.93	1,221.72	46,428.52
0000304120	*BUS OPERATOR	40,643.20	40,643.20	0.00	43,418.87	3,949.92	0.00	47,368.79
0000305087	*BUS OPERATOR	40,643.20	40,643.20	0.00	41,200.02	2,151.80	0.00	43,351.82
0000318123	*MOBILITY OPERATOR	30,409.60	30,409.60	0.00	32,567.23	16,551.76	0.00	49,118.99
0000319882	*BUS OPERATOR	40,643.20	40,643.20	0.00	42,486.42	5,800.04	0.00	48,286.46
0000316211	EEO DBE ANALYST	56,296.50	56,296.50	0.00	55,214.06	0.00	1,660.04	56,874.10
0000305105	*RAIL STATION CLEANER	28,412.80	28,412.80	0.00	30,211.28	0.00	0.00	30,211.28
0000304955	*BUS DISPATCHER (BLOCKOUT)	41,267.20	41,662.40	395.20	40,692.26	7,055.24	0.00	47,747.50
0000306483	SUPV RAIL LINE	48,048.00	48,048.00	0.00	49,907.60	11,440.34	2,310.00	63,657.94
0000303142	FOREMAN CUSTODIAL SERVICES	44,324.80	44,324.80	0.00	44,324.80	0.00	1,704.80	46,029.60
0000304227	PARKING SERVICES REP	22,698.00	22,698.00	0.00	22,680.54	1,265.85	2,211.60	26,157.99
0000316799	*SERVICEPERSON I	31,824.00	31,824.00	0.00	31,820.49	1,141.77	0.00	32,962.26
0000304512	SUPV BUS TRANSPORTATION	55,972.80	55,972.80	0.00	57,197.22	7,791.82	0.00	64,989.04
0000317823	*SERVICEPERSON I	31,824.00	31,824.00	0.00	32,011.72	1,990.93	0.00	34,002.65
0000326150	SUPV RAIL LINE	48,048.00	48,048.00	0.00	49,018.20	8,310.24	2,772.00	60,100.44
0000305869	MEDIA SALES REP	23,010.00	23,010.00	0.00	23,027.70	345.15	265.50	23,638.35
0000327404	SR ADMINISTRATIVE ASSISTANT	37,752.00	37,752.00	0.00	36,919.01	0.00	0.00	36,919.01
0000303223	CONTRACT SERVICES INSPECTOR	40,809.60	40,809.60	0.00	40,966.56	2,825.28	2,821.95	46,613.79
0000317594	*RAIL STATION CLEANER	28,412.80	28,412.80	0.00	29,104.82	5,855.03	0.00	34,959.85
0000327291	*BUS OPERATOR	28,454.40	31,491.20	3,036.80	30,876.68	1,639.15	111.09	32,626.92
0000303462	*RAIL OPERATOR	40,643.20	40,643.20	0.00	41,940.06	1,851.92	0.00	43,791.98
0000302721	*BUS OPERATOR	40,643.20	40,643.20	0.00	34,312.24	3,852.32	0.00	38,164.56
0000304091	*BUS OPERATOR	40,643.20	40,643.20	0.00	40,593.71	1,038.83	0.00	41,632.54
0000304665	*SERVICEPERSON I (A)	32,281.60	32,281.60	0.00	32,696.32	1,536.48	0.00	34,232.80
0000323368	*BUS OPERATOR	37,606.40	40,643.20	3,036.80	41,705.99	3,764.79	0.00	45,470.78
0000303180	*SERVICEPERSON II	31,824.00	31,824.00	0.00	33,752.08	292.62	0.00	34,044.70

## MARTOC REPORT

EE NUMBER	TITLE	FY 12	FY 13	DIFFERENCE	REGULAR	OVERTIME	OTHER	TOTAL
		BASE SALARY	BASE SALARY	+/-	EARNINGS	EARNINGS	EARNINGS	EARNINGS
0000302096	*BUS OPERATOR	40,643.20	40,643.20	0.00	36,832.20	1,815.17	0.00	38,647.37
0000328654	TRANSIT POLICE OFFICER	35,609.60	41,641.60	6,032.00	39,592.53	11,308.25	1,155.00	52,055.78
0000324686	*MOBILITY OPERATOR	24,564.80	26,083.20	1,518.40	25,272.92	3,812.62	0.00	29,085.54
0000303687	*SERVICEPERSON I (DATE LAST EMPLOYED 01-MAY-13)	31,824.00	31,824.00	0.00	30,189.65	688.50	0.00	30,878.15
0000304100	*MOBILITY OPERATOR (DATE LAST EMPLOYED 02-MAY-13)	30,409.60	30,409.60	0.00	30,718.23	12,072.53	0.00	42,790.76
0000318807	TRANSIT POLICE OFFICER SR	48,713.60	50,668.80	1,955.20	50,783.75	27,352.85	3,410.40	81,547.00
0000328467	*INSPECTOR	39,603.20	40,206.40	603.20	34,606.92	2,250.20	0.00	36,857.12
0000327288	*BUS OPERATOR	28,454.40	31,491.20	3,036.80	31,880.75	2,748.05	0.00	34,628.80
0000303590	MGR STRATEGIC PERFORMANCE	87,713.08	87,713.08	0.00	87,713.40	0.00	24,289.85	112,003.25
0000306556	MGR CONTRACTS	90,241.06	90,241.06	0.00	90,241.84	0.00	3,817.91	94,059.75
0000302577	PLANNER CUSTODIAL LANDSCAPE	54,995.20	54,995.20	0.00	55,206.72	105.76	2,538.24	57,850.72
0000305544	*BUS OPERATOR	40,643.20	40,643.20	0.00	43,605.06	3,326.25	0.00	46,931.31
0000308175	PROJECT ENG SURVEY PROGRAMS	73,000.20	73,000.20	0.00	71,877.12	0.00	1,123.08	73,000.20
0000302374	*SERVICEPERSON IV	34,008.00	34,008.00	0.00	37,487.46	7,443.47	130.80	45,061.73
0000315047	BREEZE MEDIA DISTRIBUTION AGT	31,921.50	38,577.76	6,656.26	33,928.86	1,528.59	1,248.36	36,705.81
0000305943	*TRACK MAINTAINER	43,118.40	43,118.40	0.00	41,707.08	11,699.66	0.00	53,406.74
0000323250	*BUS OPERATOR	37,606.40	40,643.20	3,036.80	35,292.26	1,544.88	0.00	36,837.14
0000303463	DISPATCHER MOBILITY	38,126.40	38,126.40	0.00	38,527.84	1,328.05	2,712.84	42,568.73
0000315124	*BUS OPERATOR	40,643.20	40,643.20	0.00	44,032.42	13,953.83	0.00	57,986.25
0000317609	*MOBILITY OPERATOR	30,409.60	30,409.60	0.00	30,721.30	3,722.70	0.00	34,444.00
0000323003	SR TECHNICAL SERVICES ENGINEER	90,000.04	90,000.04	0.00	90,000.38	0.00	0.00	90,000.38
0000302573	*BUS OPERATOR	40,643.20	40,643.20	0.00	44,360.71	17,625.11	0.00	61,985.82
0000321070	*HOSTLER JUNIOR APPRENTICE	32,281.60	34,008.00	1,726.40	35,875.57	9,532.25	0.00	45,407.82
0000305397	MGR CUSTODIAL LANDSCAPE MAINT	80,725.84	80,725.84	0.00	80,726.18	0.00	11,463.52	92,189.70
0000304891	*BUS OPERATOR	40,643.20	40,643.20	0.00	43,372.58	24,382.55	0.00	67,755.13
0000302262	SR DIR ENGINEERING & DEVELOP	140,714.34	140,714.34	0.00	140,716.08	0.00	19,627.86	160,343.94
0000319164	COMMUNICATIONS SPECIALIST	33,529.60	33,529.60	0.00	33,440.94	1,910.22	118.33	35,469.49
0000303165	SUPV CAR REPAIR INSPECTION	52,104.00	52,104.00	0.00	52,404.60	6,137.25	3,006.00	61,547.85
0000320236	*DYNAMOMETER OPERATOR	43,804.80	43,804.80	0.00	45,813.38	27,936.09	225.00	73,974.47
0000328228	PROJECT ENGINEER (DATE LAST EMPLOYED 21-DEC-12)	64,639.12	64,639.12	0.00	33,562.96	0.00	2,196.74	35,759.70
0000316650	*RAIL OPERATOR	40,643.20	40,643.20	0.00	43,952.74	18,105.83	0.00	62,058.57
0000318549	*MOBILITY OPERATOR	30,409.60	30,409.60	0.00	24,415.43	32.90	0.00	24,448.33
0000303711	FOREMAN CUSTODIAL SERVICES	48,089.60	48,089.60	0.00	48,644.48	5,086.40	1,675.51	55,406.39
0000321038	*APPRENTICE MECHANIC	36,920.00	39,603.20	2,683.20	38,162.63	119.82	0.00	38,282.45

## MARTOC REPORT

EE NUMBER	TITLE	FY 12	FY 13	DIFFERENCE	REGULAR	OVERTIME	OTHER	TOTAL
		BASE SALARY	BASE SALARY	+/-	EARNINGS	EARNINGS	EARNINGS	EARNINGS
0000317663	TRANSIT POLICE OFFICER SR	54,787.20	54,787.20	0.00	58,211.40	36,013.38	1,185.30	95,410.08
0000320106	*RAIL STATION CLEANER	28,412.80	28,412.80	0.00	31,317.74	9,522.73	0.00	40,840.47
0000318885	*BUS OPERATOR	40,643.20	40,643.20	0.00	41,851.00	12,709.86	0.00	54,560.86
0000316037	*JOURNEYMAN ET-RADIO MAINT	43,804.80	43,804.80	0.00	44,365.51	308.01	225.00	44,898.52
0000316323	*RAIL OPERATOR	28,454.40	31,491.20	3,036.80	32,614.07	4,065.68	0.00	36,679.75
0000317772	GEN SUPT RAIL CAR MAINTENANCE (DATE LAST EMPLOYED 08-FEB-13)	81,500.12	81,500.12	0.00	53,288.99	0.00	5,329.29	58,618.28
0000304500	COMMUNICATIONS SPECIALIST	33,529.60	33,529.60	0.00	18,070.52	979.29	1,160.64	20,210.45
0000302498	DIVISION DISPATCHER	50,731.20	50,731.20	0.00	50,731.20	487.81	0.00	51,219.01
0000302474	CONTRACT EMP PT POLICE OFFICER	0.00	0.00	0.00	29,895.00	2,430.00	0.00	32,325.00
0000303971	ACCOUNTING SPECIALIST III	45,864.00	45,864.00	0.00	45,864.00	352.80	4,951.91	51,168.71
0000305669	*JOURNEYMAN ET-RAIL CAR MAINT	43,804.80	43,804.80	0.00	43,518.17	23.70	225.00	43,766.87
0000305246	*SERVICEPERSON IV	34,008.00	34,008.00	0.00	34,115.30	686.74	0.00	34,802.04
0000304390	*BUS OPERATOR	40,643.20	40,643.20	0.00	42,330.46	30,625.89	0.00	72,956.35
0000305465	*BUS OPERATOR	40,643.20	40,643.20	0.00	40,594.30	1,699.85	0.00	42,294.15
0000318561	*BUS OPERATOR	40,643.20	40,643.20	0.00	42,659.60	1,072.81	312.64	44,045.05
0000306194	*BUS OPERATOR	40,643.20	40,643.20	0.00	42,363.48	19,634.93	0.00	61,998.41
0000320239	*JOURNEYMAN ET-RAIL CAR MAINT	43,804.80	43,804.80	0.00	43,975.89	363.29	225.00	44,564.18
0000304787	*BUS OPERATOR	40,643.20	40,643.20	0.00	43,946.23	34,793.59	230.97	78,970.79
0000304858	FOREMAN SIGN SHOP	53,268.80	53,268.80	0.00	53,524.90	4,200.04	2,048.80	59,773.74
0000302665	SR JOC WORK ORDER COORDINATOR	60,938.80	71,949.02	11,010.22	58,176.15	0.00	9,962.18	68,138.33
0000304102	*AA INSPECTOR	43,804.80	43,804.80	0.00	47,292.85	4,043.58	225.00	51,561.43
0000304807	*BUS OPERATOR	40,643.20	40,643.20	0.00	42,580.33	13,972.53	0.00	56,552.86
0000323957	*BUS OPERATOR	31,491.20	34,548.80	3,057.60	30,002.81	2,256.84	0.00	32,259.65
0000303132	*SERVICEPERSON I	31,824.00	31,824.00	0.00	31,545.05	550.80	244.80	32,340.65
0000304338	MAINTENANCE PLANNER-RAIL	59,987.20	59,987.20	0.00	59,987.20	173.04	3,460.80	63,621.04
0000323601	*BUS OPERATOR	37,606.40	40,643.20	3,036.80	37,163.13	2,808.16	0.00	39,971.29
0000303786	*JOURNEYMAN RAIL CAR MECHANIC	43,804.80	43,804.80	0.00	46,187.21	7,139.38	225.00	53,551.59
0000305543	*BUS OPERATOR (DATE LAST EMPLOYED 01-FEB-13)	40,643.20	40,643.20	0.00	31,027.70	3,175.85	0.00	34,203.55
0000304951	*JOURNEYMAN AUTOMOTIVE TECH	43,118.40	43,804.80	686.40	43,416.98	10,151.07	225.00	53,793.05
0000324782	*BUS OPERATOR	34,548.80	37,606.40	3,057.60	34,400.59	3,102.14	0.00	37,502.73
0000304359	SYSTEM SAFETY OFFICER	62,389.34	62,389.34	0.00	54,071.17	0.00	7,947.14	62,018.31
0000306299	SUPT CONTROL CENTER	70,754.58	70,754.58	0.00	70,210.41	0.00	10,014.52	80,224.93
0000305654	*RAIL OPERATOR	40,643.20	40,643.20	0.00	42,395.24	6,345.38	0.00	48,740.62
0000321112	CONTRACT PROFESSIONAL (DATE LAST EMPLOYED 31-JAN-13)	0.00	0.00	0.00	78,390.00	5,070.00	0.00	83,460.00

## MARTOC REPORT

EE NUMBER	TITLE	FY 12	FY 13	DIFFERENCE	REGULAR	OVERTIME	OTHER	TOTAL
		BASE SALARY	BASE SALARY	+/-	EARNINGS	EARNINGS	EARNINGS	EARNINGS
0000324672	TRANSIT POLICE OFFICER SR	45,032.00	46,841.60	1,809.60	46,187.76	18,954.49	2,381.50	67,523.75
0000315268	CUSTOMER CARE FIELD REP	37,596.00	37,596.00	0.00	37,596.00	0.00	1,542.40	39,138.40
0000322144	*BUS OPERATOR	40,643.20	40,643.20	0.00	41,393.99	4,773.27	0.00	46,167.26
0000303609	*BUS OPERATOR	40,643.20	40,643.20	0.00	43,165.73	15,723.22	0.00	58,888.95
0000302838	TRAIN CONTROL ENGINEER VI	79,969.50	79,969.50	0.00	79,969.69	0.00	2,612.34	82,582.03
0000303441	*BUS OPERATOR	40,643.20	40,643.20	0.00	41,990.04	16,062.06	0.00	58,052.10
0000315248	*BUS OPERATOR	40,643.20	40,643.20	0.00	42,832.83	13,086.22	0.00	55,919.05
0000323366	*BUS OPERATOR	37,606.40	40,643.20	3,036.80	39,985.86	2,689.62	0.00	42,675.48
0000321031	*BUS OPERATOR	40,643.20	40,643.20	0.00	37,442.69	2,448.06	0.00	39,890.75
0000304052	*BUS OPERATOR	40,643.20	40,643.20	0.00	41,496.93	1,550.34	0.00	43,047.27
0000303044	*BUS OPERATOR	40,643.20	40,643.20	0.00	39,270.14	7,013.77	0.00	46,283.91
0000303738	CJIT-CALL TAKER	33,280.00	33,280.00	0.00	33,820.65	10,620.00	3,509.28	47,949.93
0000304666	*RAIL OPERATOR	40,643.20	40,643.20	0.00	44,665.93	9,201.40	0.00	53,867.33
0000316463	*BUS OPERATOR	40,643.20	40,643.20	0.00	42,248.50	4,173.31	0.00	46,421.81
0000305757	LEASE & FINANCE SPECIALIST	70,963.36	70,963.36	0.00	70,963.70	0.00	5,458.74	76,422.44
0000318680	*BUS OPERATOR	40,643.20	40,643.20	0.00	42,450.14	5,397.36	0.00	47,847.50
0000321138	FOREMAN CUSTODIAL SERVICES	44,324.80	44,324.80	0.00	44,751.00	6,563.48	4,262.00	55,576.48
0000317236	*MOBILITY OPERATOR	30,409.60	30,409.60	0.00	20,709.24	202.86	0.00	20,912.10
0000302515	*RAIL OPERATOR	40,643.20	40,643.20	0.00	43,403.02	27,924.71	0.00	71,327.73
0000324361	SERVICE PLANNER III	59,610.72	59,610.72	0.00	59,610.91	0.00	0.00	59,610.91
0000303090	*BUS DISPATCHER (BLOCKOUT)	41,662.40	41,662.40	0.00	43,324.83	4,316.03	0.00	47,640.86
0000315120	*BUS OPERATOR	40,643.20	40,643.20	0.00	41,845.26	4,606.24	0.00	46,451.50
0000302007	CLAIMS ADJUSTER III	56,720.82	56,720.82	0.00	56,720.95	0.00	7,417.35	64,138.30
0000318105	TRANSIT POLICE OFFICER SPECIAL	52,686.40	54,787.20	2,100.80	53,419.38	21,170.63	5,015.34	79,605.35
0000304913	*BUS OPERATOR	40,643.20	40,643.20	0.00	38,623.30	4,480.10	0.00	43,103.40
0000303070	*BUS OPERATOR	40,643.20	40,643.20	0.00	40,562.95	15,781.62	631.73	56,976.30
0000304905	*MOBILITY OPERATOR	30,409.60	30,409.60	0.00	32,580.70	10,345.59	116.96	43,043.25
0000305292	INSTRUCTOR BUS TECHNICAL	50,460.80	50,460.80	0.00	50,654.88	4,694.31	1,940.80	57,289.99
0000329225	TRANSIT POLICE OFFICER SR	50,668.80	50,668.80	0.00	41,813.94	20,005.65	0.00	61,819.59
0000329791	PROJECT ENGINEER	64,639.12	64,639.12	0.00	37,291.95	0.00	0.00	37,291.95
0000327855	*MOBILITY OPERATOR	23,358.40	23,358.40	0.00	20,001.16	518.03	0.00	20,519.19
0000327039	*JOURNEYMAN ET-RAIL CAR MAINT	41,080.00	42,390.40	1,310.40	42,165.49	2,023.53	225.00	44,414.02
0000306206	*BUS OPERATOR	40,643.20	40,643.20	0.00	41,147.87	4,185.27	0.00	45,333.14
0000302125	SUPV CAR REPAIR INSPECTION	54,995.20	54,995.20	0.00	56,370.08	7,601.50	4,036.60	68,008.18
0000316113	*MOBILITY OPERATOR	30,409.60	30,409.60	0.00	28,791.62	1,047.27	0.00	29,838.89

## MARTOC REPORT

EE NUMBER	TITLE	FY 12	FY 13	DIFFERENCE	REGULAR	OVERTIME	OTHER	TOTAL
		BASE SALARY	BASE SALARY	+/-	EARNINGS	EARNINGS	EARNINGS	EARNINGS
0000302835	*AA INSPECTOR	43,804.80	43,804.80	0.00	46,792.68	27,670.42	225.00	74,688.10
0000303406	MGR CUSTOMER & STATION SVCS	75,489.70	75,489.70	0.00	75,490.08	0.00	5,226.24	80,716.32
0000302759	*JOURNEYMAN RAIL CAR MECHANIC	43,804.80	43,804.80	0.00	44,072.57	6,294.32	225.00	50,591.89
0000304266	MATERIAL INVENTORY CONTROL PLN (DATE LAST EMPLOYED 01-APR-13)	55,309.54	55,309.54	0.00	43,609.65	0.00	7,833.86	51,443.51
0000305124	ADMINISTRATIVE ASSISTANT	37,693.50	37,693.50	0.00	37,693.69	202.98	3,387.59	41,284.26
0000317821	*REPROGRAPHICS SPEC III	36,358.40	37,814.40	1,456.00	39,012.77	422.16	0.00	39,434.93
0000304230	*RAIL OPERATOR	40,643.20	40,643.20	0.00	42,932.47	7,025.16	0.00	49,957.63
0000306470	*JOURNEYMAN ET-HVAC	43,804.80	43,804.80	0.00	45,750.20	3,782.92	225.00	49,758.12
0000318940	*RAIL STATION CLEANER	28,828.80	25,500.80	-3,328.00	26,795.87	6,961.75	0.00	33,757.62
0000304413	PROTECTIVE SPEC POLICE CADET	54,787.20	29,889.60	-24,897.60	54,053.49	9,141.23	2,107.20	65,301.92
0000305702	*TRACK WALKER	43,118.40	43,118.40	0.00	44,775.07	5,395.03	0.00	50,170.10
0000325129	TRANSIT POLICE OFFICER SR	43,305.60	45,032.00	1,726.40	42,610.73	22,298.32	2,165.28	67,074.33
0000306204	SUPV BUS TRANSPORTATION	52,790.40	52,790.40	0.00	54,973.08	16,826.94	5,279.04	77,079.06
0000301999	PROJECT MANAGER- CPM	76,282.44	76,282.44	0.00	76,282.67	0.00	5,867.88	82,150.55
0000303518	*INSPECTOR	43,118.40	43,118.40	0.00	43,334.29	513.13	225.00	44,072.42
0000322156	COST ANALYST	55,762.72	61,053.72	5,291.00	58,408.56	0.00	1,072.37	59,480.93
0000306453	TRANSIT POLICE OFFICER SR	54,787.20	54,787.20	0.00	56,828.56	16,080.64	0.00	72,909.20
0000302228	*INSPECTOR	43,118.40	43,118.40	0.00	46,651.04	29,843.57	225.00	76,719.61
0000304012	*JOURNEYMAN RAIL CAR MECHANIC	43,804.80	43,804.80	0.00	45,018.37	263.79	225.00	45,507.16
0000317778	*BUS OPERATOR	40,643.20	40,643.20	0.00	33,400.86	94.12	0.00	33,494.98
0000321663	*SERVICEPERSON IV	34,008.00	34,008.00	0.00	35,789.50	13,688.73	130.80	49,609.03
0000306359	*RAIL OPERATOR (DATE LAST EMPLOYED 01-JAN-13)	40,643.20	40,643.20	0.00	24,234.26	1,755.26	0.00	25,989.52
0000302719	*BUS OPERATOR	40,643.20	40,643.20	0.00	45,141.16	30,696.30	0.00	75,837.46
0000324755	*JOURNEYMAN ET-TRAIN CONTROL	43,804.80	43,804.80	0.00	45,118.41	5,662.57	225.00	51,005.98
0000302419	*JOURNEYMAN RAIL CAR MECHANIC	39,603.20	43,804.80	4,201.60	42,589.68	7,048.72	225.00	49,863.40
0000304319	SUPT CONTROL CENTER	70,754.58	70,754.58	0.00	70,210.47	0.00	9,317.13	79,527.60
0000303852	*RAIL OPERATOR (DATE LAST EMPLOYED 01-NOV-12)	40,643.20	40,643.20	0.00	20,528.64	461.98	0.00	20,990.62
0000306258	SUPV BUS TRANSPORTATION (DATE LAST EMPLOYED 01-APR-13)	52,790.40	52,790.40	0.00	41,039.46	736.02	4,475.26	46,250.74
0000315455	MEDIA SALES REP	22,620.00	22,620.00	0.00	22,620.00	121.80	1,740.00	24,481.80
0000304393	*BUS OPERATOR	40,643.20	40,643.20	0.00	21,073.54	1,206.44	156.32	22,436.30
0000303450	*BUS OPERATOR	40,643.20	40,643.20	0.00	42,356.78	3,362.29	0.00	45,719.07
0000324646	*MOBILITY OPERATOR	26,083.20	27,414.40	1,331.20	24,232.09	1,070.84	0.00	25,302.93
0000302705	TRANSIT POLICE OFFICER SPECIAL	56,971.20	56,971.20	0.00	57,655.99	38,558.43	9,860.40	106,074.82
0000323707	*BUS OPERATOR	37,606.40	40,643.20	3,036.80	37,442.69	2,244.98	0.00	39,687.67

## MARTOC REPORT

EE NUMBER	TITLE	FY 12	FY 13	DIFFERENCE	REGULAR	OVERTIME	OTHER	TOTAL
		BASE SALARY	BASE SALARY	+/-	EARNINGS	EARNINGS	EARNINGS	EARNINGS
0000302588	*JOURNEYMAN ELEC POWER ELECT	43,804.80	43,804.80	0.00	46,614.83	18,424.95	225.00	65,264.78
0000307300	*BUS OPERATOR	40,643.20	40,643.20	0.00	41,965.72	3,440.01	0.00	45,405.73
0000321806	BUSINESS MGMT SPECIALIST	53,395.16	75,195.12	21,799.96	63,559.83	0.00	1,325.93	64,885.76
0000303690	SUPV BUS TRANSPORTATION	48,048.00	48,048.00	0.00	50,820.00	18,266.33	3,003.00	72,089.33
0000320623	MGR JOINT DEVELOPMENT (DATE LAST EMPLOYED 01-MAY-13)	85,413.38	85,413.38	0.00	70,630.54	0.00	2,960.13	73,590.67
0000306305	*JOURNEYMAN ET-RADIO MAINT	43,804.80	43,804.80	0.00	39,495.79	1,903.33	225.00	41,624.12
0000323475	TRANSIT POLICE OFFICER SR	46,841.60	48,713.60	1,872.00	48,962.27	20,996.48	0.00	69,958.75
0000317259	TRANSIT POLICE OFFICER SPECIAL	56,971.20	56,971.20	0.00	59,080.23	35,127.75	3,560.70	97,768.68
0000307148	*JOURNEYMAN ET-COMPUTER MAINT	43,804.80	43,804.80	0.00	46,034.51	5,828.38	225.00	52,087.89
0000302163	*MATERIAL CONTROLLER	42,369.60	42,369.60	0.00	42,582.56	76.39	0.00	42,658.95
0000318654	*JOURNEYMAN ET-RAIL CAR MAINT	43,804.80	43,804.80	0.00	49,344.52	12,225.36	225.00	61,794.88
0000328939	SCHEDULE ANALYST II	49,249.20	49,249.20	0.00	47,165.64	0.00	0.00	47,165.64
0000304425	TRANSIT POLICE OFFICER SR	54,787.20	54,787.20	0.00	55,393.02	24,180.14	4,214.40	83,787.56
0000326983	*JOURNEYMAN WELDER	41,392.00	42,390.40	998.40	41,902.81	3,372.01	0.00	45,274.82
0000321369	*BUS OPERATOR	40,643.20	40,643.20	0.00	40,913.80	1,373.58	0.00	42,287.38
0000316322	FARE COLLECTION COORDINATOR OP	48,184.50	48,184.50	0.00	48,295.85	4,457.14	0.00	52,752.99
0000302072	*BUS OPERATOR	40,643.20	40,643.20	0.00	26,956.81	593.93	0.00	27,550.74
0000305149	*BUS OPERATOR	40,643.20	40,643.20	0.00	40,917.91	4,840.93	0.00	45,758.84
0000302839	*MATERIAL CONTROLLER	42,369.60	42,369.60	0.00	41,178.67	5,056.90	0.00	46,235.57
0000302460	INSTRUCTOR BUS TECHNICAL	51,708.80	51,708.80	0.00	51,708.80	149.16	0.00	51,857.96
0000306469	*BUS OPERATOR	40,643.20	40,643.20	0.00	33,495.01	9,823.35	0.00	43,318.36
0000323167	*BUS OPERATOR	40,643.20	40,643.20	0.00	42,388.07	6,482.96	0.00	48,871.03
0000303872	*BUS OPERATOR	40,643.20	40,643.20	0.00	34,321.29	4,114.04	0.00	38,435.33
0000321064	(DATE LAST EMPLOYED 01-APR-13) *MOBILITY OPERATOR	28,766.40	30,409.60	1,643.20	33,201.21	14,114.77	0.00	47,315.98
0000320595	TRANSIT POLICE OFFICER SR (DATE LAST EMPLOYED 01-JAN-13)	48,713.60	50,668.80	1,955.20	26,381.04	3,451.21	1,302.20	31,134.45
0000303936	*RAIL OPERATOR	40,643.20	40,643.20	0.00	41,453.46	1,813.24	161.21	43,427.91
0000305023	*INSPECTOR	43,118.40	43,118.40	0.00	44,172.37	5,185.19	225.00	49,582.56
0000302294	MAINTENANCE PLANNER BUS	53,830.40	53,830.40	0.00	53,743.97	232.92	0.00	53,976.89
0000318958	*TRANSPORTATION ASSISTANT	31,699.20	31,699.20	0.00	33,106.31	2,257.43	0.00	35,363.74
0000322804	*BUS OPERATOR	40,643.20	40,643.20	0.00	42,234.26	3,991.90	0.00	46,226.16
0000328564	CONTRACT SPECIALIST III	67,998.06	67,998.06	0.00	67,998.93	0.00	0.00	67,998.93
0000304414	GEN SUPT RAIL CAR MAINTENANCE	84,978.92	84,978.92	0.00	84,979.08	0.00	9,821.83	94,800.91
0000324869	SVC DESK SUPPORT AGENT	41,905.50	41,905.50	0.00	41,798.22	0.00	0.00	41,798.22
0000304412	GEN SUPT BUS MAINT	79,968.20	79,968.20	0.00	79,968.20	0.00	10,149.81	90,118.01

## MARTOC REPORT

EE NUMBER	TITLE	FY 12	FY 13	DIFFERENCE	REGULAR	OVERTIME	OTHER	TOTAL
		BASE SALARY	BASE SALARY	+/-	EARNINGS	EARNINGS	EARNINGS	EARNINGS
0000305282	*RAIL STATION CLEANER	28,412.80	28,412.80	0.00	31,850.48	11,802.24	0.00	43,652.72
0000303427	*BUS DISPATCHER (BLOCKOUT)	41,662.40	41,662.40	0.00	43,800.55	15,061.66	0.00	58,862.21
0000302476	*RAIL OPERATOR	40,643.20	40,643.20	0.00	44,606.28	38,701.22	0.00	83,307.50
0000304471	*JOURNEYMAN RAIL CAR MECHANIC	41,392.00	43,804.80	2,412.80	43,115.19	1,741.56	225.00	45,081.75
0000320216	*JOURNEYMAN OVERHAULER	41,267.20	43,804.80	2,537.60	40,874.95	2,384.35	225.00	43,484.30
0000304430	*SERVICEPERSON IV	31,824.00	34,008.00	2,184.00	33,786.22	2,311.04	0.00	36,097.26
0000326148	TRAINING & DEVELOPMENT SPEC	47,521.24	47,521.24	0.00	44,389.99	0.00	0.00	44,389.99
0000305203	SCHEDULE ANALYST III	51,981.80	51,981.80	0.00	48,076.66	0.00	4,411.80	52,488.46
0000305440	DISPATCHER MOBILITY	38,126.40	38,126.40	0.00	38,694.63	9,155.84	1,466.40	49,316.87
0000304680	FOREMAN TELEPHONE MAINTENANCE	52,104.00	52,104.00	0.00	52,680.15	9,293.55	6,012.00	67,985.70
0000321549	*MOBILITY OPERATOR	27,414.40	28,766.40	1,352.00	26,975.12	1,962.96	0.00	28,938.08
0000325669	PLANNER AUTOMATIC TRAIN CONTR	42,390.40	52,104.00	9,713.60	47,825.44	13,718.25	225.00	61,768.69
0000326636	*BUS OPERATOR	28,454.40	31,491.20	3,036.80	29,296.90	1,451.93	0.00	30,748.83
0000323738	*BUS OPERATOR	37,606.40	40,643.20	3,036.80	28,272.06	3,967.10	0.00	32,239.16
0000323521	*BUS OPERATOR	37,606.40	40,643.20	3,036.80	41,810.07	6,350.91	0.00	48,160.98
0000325918	GEN FOREMAN ELECTRICAL POWER	62,839.40	62,839.40	0.00	62,839.40	0.00	2,235.64	65,075.04
0000304934	TRANSIT POLICE OFFICER SR	54,787.20	54,787.20	0.00	54,825.93	730.95	996.71	56,553.59
0000326884	*MOBILITY OPERATOR	23,358.40	24,564.80	1,206.40	24,553.69	415.48	0.00	24,969.17
0000317811	*SERVICEPERSON I	31,824.00	31,824.00	0.00	32,719.35	4,417.93	0.00	37,137.28
0000306408	*BUS OPERATOR	40,643.20	40,643.20	0.00	40,566.90	2,579.67	0.00	43,146.57
0000328566	TRANSIT POLICE OFFICER SR	41,641.60	43,305.60	1,664.00	42,009.84	9,974.74	0.00	51,984.58
0000304257	*JOURNEYMAN RAIL CAR MECHANIC	43,804.80	43,804.80	0.00	46,045.04	9,228.10	225.00	55,498.14
0000303205	*MOBILITY OPERATOR	30,409.60	30,409.60	0.00	23,552.27	13,739.23	350.88	37,642.38
0000323126	MAINTENANCE PARTS COORDINATOR	44,324.02	44,324.02	0.00	44,324.29	0.00	0.00	44,324.29
0000304076	*SERVICEPERSON V	43,118.40	43,118.40	0.00	48,541.91	3,264.99	0.00	51,806.90
0000321208	ADMINISTRATIVE ASSISTANT	34,534.50	34,534.50	0.00	34,534.64	0.00	0.00	34,534.64
0000305071	*BUS OPERATOR	40,643.20	40,643.20	0.00	40,388.55	10,155.70	0.00	50,544.25
0000327863	*BUS OPERATOR	28,454.40	31,491.20	3,036.80	30,447.39	4,134.52	0.00	34,581.91
0000306284	*JOURNEYMAN ET-TRAIN CONTROL	43,804.80	43,804.80	0.00	48,698.60	12,407.02	225.00	61,330.62
0000305121	*JOURNEYMAN RAIL CAR MECHANIC	43,804.80	43,804.80	0.00	44,254.94	5,417.69	225.00	49,897.63
0000304887	*SERVICEPERSON I	31,824.00	31,824.00	0.00	33,809.46	5,531.44	0.00	39,340.90
0000305139	*RAIL OPERATOR (DATE LAST EMPLOYED 01-JUN-13)	40,643.20	40,643.20	0.00	43,999.34	11,067.56	0.00	55,066.90
0000322504	TRANSIT POLICE OFFICER SR	48,713.60	50,668.80	1,955.20	50,620.82	12,799.80	1,948.80	65,369.42
0000316209	MAINTENANCE PLANNER FACILITIES	52,686.40	54,995.20	2,308.80	53,049.32	6,368.97	1,030.96	60,449.25
0000305489	*BUS OPERATOR	40,643.20	40,643.20	0.00	46,330.79	17,257.59	0.00	63,588.38



## MARTOC REPORT

EE NUMBER	TITLE	FY 12	FY 13	DIFFERENCE	REGULAR	OVERTIME	OTHER	TOTAL
		BASE SALARY	BASE SALARY	+/-	EARNINGS	EARNINGS	EARNINGS	EARNINGS
0000304569	*BUS OPERATOR	40,643.20	40,643.20	0.00	42,217.70	9,912.16	156.32	52,286.18
0000318279	*SERVICEPERSON I (A)	32,281.60	32,281.60	0.00	32,533.36	442.32	0.00	32,975.68
0000303914	*BUS OPERATOR	40,643.20	40,643.20	0.00	41,238.34	1,200.61	0.00	42,438.95
0000326625	*MOBILITY OPERATOR	23,358.40	24,564.80	1,206.40	19,444.66	928.69	0.00	20,373.35
0000306070	*JOURNEYMAN BODY REPAIR (DATE LAST EMPLOYED 01-MAR-13)	43,804.80	43,804.80	0.00	31,245.90	0.00	225.00	31,470.90
0000304821	*BUS OPERATOR	40,643.20	40,643.20	0.00	41,999.30	10,370.03	0.00	52,369.33
0000329107	*SERVICEPERSON I (A)	30,846.40	30,846.40	0.00	25,096.99	420.90	0.00	25,517.89
0000323683	*SERVICEPERSON I	30,472.00	31,824.00	1,352.00	31,161.98	11.48	0.00	31,173.46
0000302297	*BUS OPERATOR	40,643.20	40,643.20	0.00	43,154.09	20,942.75	0.00	64,096.84
0000302888	*BUS OPERATOR	40,643.20	40,643.20	0.00	40,283.38	2,989.44	0.00	43,272.82
0000305921	*INSPECTOR	43,118.40	43,118.40	0.00	45,044.77	9,437.43	225.00	54,707.20
0000321571	TRANSIT POLICE OFFICER SPECIAL	50,668.80	52,686.40	2,017.60	51,838.08	24,280.83	4,141.20	80,260.11
0000320609	*SERVICEPERSON I (A)	32,281.60	32,281.60	0.00	32,921.36	5,400.96	0.00	38,322.32
0000323590	*MOBILITY OPERATOR	26,083.20	27,414.40	1,331.20	27,332.99	1,690.13	0.00	29,023.12
0000303345	*BUS OPERATOR	40,643.20	40,643.20	0.00	43,817.29	22,806.63	0.00	66,623.92
0000302103	CHF ENG-CIV STRUCT & INSPECT	82,301.96	82,301.96	0.00	82,303.35	0.00	9,074.33	91,377.68
0000302085	MGR TRANSIT ANALYSIS	84,005.74	84,005.74	0.00	84,006.00	0.00	4,200.30	88,206.30
0000302753	CONTRACT PROFESSIONAL	0.00	0.00	0.00	114,757.50	5,492.50	0.00	120,250.00
0000323061	*SERVICEPERSON I	31,824.00	31,824.00	0.00	33,016.65	13,552.02	0.00	46,568.67
0000320680	CONTRACT PROFESSIONAL	0.00	0.00	0.00	80,577.00	13,377.00	0.00	93,954.00
0000317672	*JOURNEYMAN SUPPORT EQUIPMENT	43,804.80	43,804.80	0.00	45,202.64	2,617.90	225.00	48,045.54
0000305910	*SERVICEPERSON IV	34,008.00	34,008.00	0.00	32,975.31	2,663.48	0.00	35,638.79
0000302880	*RAIL OPERATOR (DATE LAST EMPLOYED 01-DEC-12)	40,643.20	40,643.20	0.00	21,625.14	308.09	0.00	21,933.23
0000303496	SUPT BUILDING	66,383.98	66,383.98	0.00	66,384.28	0.00	2,553.24	68,937.52
0000322817	*BUS OPERATOR	40,643.20	40,643.20	0.00	42,115.28	8,429.44	0.00	50,544.72
0000315146	*MATERIAL CONTROLLER	43,659.20	42,369.60	-1,289.60	44,224.56	3,469.40	0.00	47,693.96
0000327722	*MOBILITY OPERATOR	23,358.40	23,358.40	0.00	19,689.98	269.58	89.84	20,049.40
0000316169	*BUS OPERATOR	40,643.20	40,643.20	0.00	40,217.58	1,413.08	0.00	41,630.66
0000329108	RESIDENT ENGINEER	94,000.14	94,000.14	0.00	82,280.66	0.00	0.00	82,280.66
0000303970	*BUS OPERATOR (DATE LAST EMPLOYED 01-MAR-13)	40,643.20	40,643.20	0.00	35,042.02	5,433.36	0.00	40,475.38
0000322836	CONTRACT PROFESSIONAL (DATE LAST EMPLOYED 25-OCT-12)	0.00	0.00	0.00	47,775.00	0.00	0.00	47,775.00
0000303964	*BUS OPERATOR	40,643.20	40,643.20	0.00	44,865.53	7,979.73	0.00	52,845.26
0000305574	*BUS OPERATOR	40,643.20	40,643.20	0.00	44,005.68	11,208.27	0.00	55,213.95
0000321213	*RAIL STATION CLEANER	28,412.80	28,412.80	0.00	27,137.80	1,961.94	0.00	29,099.74

## MARTOC REPORT

EE NUMBER	TITLE	FY 12 BASE SALARY	FY 13 BASE SALARY	DIFFERENCE +/-	REGULAR EARNINGS	OVERTIME EARNINGS	OTHER EARNINGS	TOTAL EARNINGS
0000305411	*JOURNEYMAN OVERHAULER	43,804.80	43,804.80	0.00	46,845.32	16,158.30	225.00	63,228.62
0000305884	*ADMIN CLERK	25,792.00	28,912.00	3,120.00	28,218.51	3,040.30	0.00	31,258.81
0000324229	PARKING SERVICES REP	22,483.50	22,483.50	0.00	22,838.17	2,417.05	743.69	25,998.91
0000307642	*JOURNEYMAN ELEC POWER ELECT	43,804.80	43,804.80	0.00	42,598.99	9,958.80	225.00	52,782.79
0000316842	*SERVICEPERSON IV	34,008.00	34,008.00	0.00	36,253.02	8,399.95	0.00	44,652.97
0000319906	IT BUSINESS ANALYST III	73,206.90	73,206.90	0.00	73,207.05	0.00	0.00	73,207.05
0000323737	*BUS OPERATOR	31,491.20	34,548.80	3,057.60	34,738.23	3,476.75	0.00	38,214.98
0000306478	REVENUE OPERATIONS CONTROLLER	57,851.82	57,851.82	0.00	51,795.66	0.00	0.00	51,795.66
0000303757	*TRACK WALKER	43,118.40	43,118.40	0.00	44,272.45	3,614.85	0.00	47,887.30
0000324942	*MOBILITY OPERATOR	24,564.80	26,083.20	1,518.40	26,397.75	22,888.35	0.00	49,286.10
0000327570	TRANSIT POLICE OFFICER SR	43,305.60	45,032.00	1,726.40	45,836.74	28,073.32	0.00	73,910.06
0000328131	*BUS OPERATOR	28,454.40	31,491.20	3,036.80	25,744.27	2,744.50	0.00	28,488.77
0000305751	*RAIL OPERATOR	40,643.20	40,643.20	0.00	19,366.25	1,804.35	0.00	21,170.60
0000324187	*RAIL STATION CLEANER	28,412.80	28,412.80	0.00	29,480.47	7,775.97	0.00	37,256.44
0000320788	*JOURNEYMAN ET-TRAIN CONTROL	39,603.20	41,080.00	1,476.80	40,092.90	3,716.62	225.00	44,034.52
0000304122	*INSPECTOR	43,118.40	43,118.40	0.00	45,303.63	10,790.05	225.00	56,318.68
0000322967	TRANSIT POLICE OFFICER SR	46,841.60	48,713.60	1,872.00	49,123.38	38,121.77	4,125.60	91,370.75
0000320593	COMMUNITY OUTREACH PLANNER	54,357.68	54,357.68	0.00	54,357.77	0.00	0.00	54,357.77
0000324054	TRANSIT POLICE OFFICER SR	48,713.60	50,668.80	1,955.20	45,990.58	6,222.67	2,885.60	55,098.85
0000303774	*JOURNEYMAN ET-HVAC	43,804.80	43,804.80	0.00	44,091.75	766.07	225.00	45,082.82
0000302438	*BUS OPERATOR	40,643.20	40,643.20	0.00	42,335.57	12,089.03	0.00	54,424.60
0000303948	*BUS OPERATOR	40,643.20	40,643.20	0.00	43,197.44	14,105.04	0.00	57,302.48
0000323028	*BUS OPERATOR	40,643.20	40,643.20	0.00	38,189.25	2,414.38	0.00	40,603.63
0000302974	*JOURNEYMAN ET-COMPUTER MAINT	43,804.80	43,804.80	0.00	45,010.32	11,835.26	225.00	57,070.58
0000318742	*MOBILITY OPERATOR	30,409.60	30,409.60	0.00	30,256.11	98.72	0.00	30,354.83
0000326374	CONTRACT PROFESSIONAL	0.00	0.00	0.00	55,816.45	23.08	0.00	55,839.53
0000314837	*JOURNEYMAN ET-RAIL CAR MAINT	41,080.00	42,390.40	1,310.40	42,456.08	7,425.51	225.00	50,106.59
0000304411	DIVISION DISPATCHER	50,731.20	50,731.20	0.00	50,908.03	2,079.26	4,390.20	57,377.49
0000304224	*JOURNEYMAN ET-HVAC	43,804.80	43,804.80	0.00	45,076.28	908.23	225.00	46,209.51
0000326278	*JOURNEYMAN ET-TRAIN CONTROL	41,392.00	42,390.40	998.40	43,227.72	36,129.33	225.00	79,582.05
0000321054	*MOBILITY OPERATOR	28,766.40	30,409.60	1,643.20	30,027.01	532.90	0.00	30,559.91
0000327310	*JOURNEYMAN RAIL CAR MECHANIC	41,080.00	42,390.40	1,310.40	44,162.79	18,246.15	225.00	62,633.94
0000302827	CONTRACT PROFESSIONAL	0.00	0.00	0.00	66,824.93	7,190.18	0.00	74,015.11
0000328137	FARE COLLECTION PROCESSOR	22,483.50	22,483.50	0.00	22,330.87	1,020.47	1,621.70	24,973.04

## MARTOC REPORT

EE NUMBER	TITLE	FY 12	FY 13	DIFFERENCE	REGULAR	OVERTIME	OTHER	TOTAL
		BASE SALARY	BASE SALARY	+/-	EARNINGS	EARNINGS	EARNINGS	EARNINGS
0000318970	*MOBILITY OPERATOR	24,564.80	26,083.20	1,518.40	22,857.59	452.23	0.00	23,309.82
0000326622	*MOBILITY OPERATOR	23,358.40	24,564.80	1,206.40	21,008.66	1,217.11	0.00	22,225.77
0000304475	MGR COMMUNITY RELATIONS (DATE LAST EMPLOYED 01-AUG-13)	80,999.88	80,999.88	0.00	80,999.99	0.00	7,970.82	88,970.81
0000321308	SUPV BUS MAINTENANCE	52,104.00	52,104.00	0.00	47,970.75	7,890.75	5,511.00	61,372.50
0000322242	*MOBILITY OPERATOR	27,414.40	28,766.40	1,352.00	24,450.54	3,302.49	0.00	27,753.03
0000322136	*INSPECTOR	43,118.40	43,118.40	0.00	44,515.51	9,109.45	225.00	53,849.96
0000322559	*INSPECTOR	43,118.40	43,118.40	0.00	45,788.90	18,486.75	225.00	64,500.65
0000321136	*BUS OPERATOR	40,643.20	40,643.20	0.00	41,365.19	2,052.44	0.00	43,417.63
0000318791	*BUS OPERATOR	40,643.20	40,643.20	0.00	27,340.07	2,151.16	0.00	29,491.23
0000322106	*BUS OPERATOR	28,454.40	31,491.20	3,036.80	31,532.82	4,023.52	0.00	35,556.34
0000319277	*JOURNEYMAN RAIL CAR MECHANIC	43,804.80	43,804.80	0.00	44,171.95	63.18	561.96	44,797.09
0000321917	*INSPECTOR	43,118.40	43,118.40	0.00	44,071.76	1,679.16	225.00	45,975.92
0000328851	*SERVICEPERSON I	28,828.80	30,472.00	1,643.20	30,041.96	10.99	0.00	30,052.95
0000315365	TRANSIT POLICE OFFICER SR	54,787.20	54,787.20	0.00	51,514.92	7,526.69	0.00	59,041.61
0000318125	PARALEGAL (DATE LAST EMPLOYED 31-MAY-13)	43,270.50	43,270.50	0.00	40,108.55	0.00	499.28	40,607.83
0000306639	DIR INFORMATION TECH AUDIT (DATE LAST EMPLOYED 09-JUL-12)	103,742.60	103,742.60	0.00	31,920.81	0.00	12,471.99	44,392.80
0000326004	FOREMAN COMMUNICATION	51,001.60	51,001.60	0.00	50,752.96	6,739.33	613.00	58,105.29
0000302140	*JOURNEYMAN ET-TRAIN CONTROL	43,804.80	43,804.80	0.00	45,560.66	10,582.67	225.00	56,368.33
0000306360	*BUS OPERATOR	40,643.20	40,643.20	0.00	42,912.00	10,401.06	0.00	53,313.06
0000305701	SUPV RAIL LINE	48,048.00	48,048.00	0.00	48,827.68	6,953.16	0.00	55,780.84
0000303356	*BUS OPERATOR (DATE LAST EMPLOYED 01-MAY-13)	40,643.20	40,643.20	0.00	39,560.00	2,404.09	161.80	42,125.89
0000315388	*BUS OPERATOR	40,643.20	40,643.20	0.00	38,414.30	5,592.74	0.00	44,007.04
0000303900	*BUS OPERATOR	40,643.20	40,643.20	0.00	39,026.40	6,331.63	0.00	45,358.03
0000314856	*BUS OPERATOR	40,643.20	40,643.20	0.00	36,630.67	666.58	0.00	37,297.25
0000323732	*BUS OPERATOR	37,606.40	40,643.20	3,036.80	39,645.53	2,402.34	0.00	42,047.87
0000326725	*BUS OPERATOR	28,454.40	31,491.20	3,036.80	32,376.80	3,058.67	0.00	35,435.47
0000304779	*JOURNEYMAN RAIL CAR MECHANIC	43,804.80	43,804.80	0.00	46,566.68	5,125.48	225.00	51,917.16
0000303606	*BUS OPERATOR (DATE LAST EMPLOYED 01-MAY-13)	40,643.20	40,643.20	0.00	36,330.32	10,850.96	0.00	47,181.28
0000302882	*BUS OPERATOR	40,643.20	40,643.20	0.00	36,686.73	678.59	0.00	37,365.32
0000305794	*BUS OPERATOR	40,643.20	40,643.20	0.00	40,651.00	7,181.93	0.00	47,832.93
0000316116	FIELD INSPECTOR	52,104.00	52,104.00	0.00	54,442.00	13,881.04	0.00	68,323.04
0000322233	SUPV BUS MAINTENANCE	52,104.00	52,104.00	0.00	53,181.16	7,697.95	0.00	60,879.11
0000315071	MOBILITY SYSTEM DATA SPECIALIST	30,654.00	30,654.00	0.00	30,481.08	2,075.04	628.80	33,184.92
0000326346	INSTRUCTOR PERSONAL COMPUTERS	47,521.24	47,521.24	0.00	47,521.59	0.00	3,143.73	50,665.32

## MARTOC REPORT

EE NUMBER	TITLE	FY 12	FY 13	DIFFERENCE	REGULAR	OVERTIME	OTHER	TOTAL
		BASE SALARY	BASE SALARY	+/-	EARNINGS	EARNINGS	EARNINGS	EARNINGS
0000302345	*JOURNEYMAN ET-TRAIN CONTROL	43,804.80	43,804.80	0.00	46,692.64	15,984.61	225.00	62,902.25
0000328478	*RAIL OPERATOR	31,491.20	31,491.20	0.00	25,990.91	1,433.17	109.44	27,533.52
0000320696	TRANSIT POLICE OFFICER SR	48,713.60	50,668.80	1,955.20	51,752.14	30,642.36	5,761.14	88,155.64
0000320287	*MOBILITY OPERATOR	30,409.60	30,409.60	0.00	24,763.85	1,518.71	0.00	26,282.56
0000306372	OFFICE ADMINISTRATOR II	52,962.26	52,962.26	0.00	51,740.44	0.00	2,680.47	54,420.91
0000323174	QA ENGINEER RECEIVING	73,759.92	73,759.92	0.00	73,476.92	0.00	7,092.32	80,569.24
0000305358	MOBILITY SCHEDULER I	34,983.00	34,983.00	0.00	35,243.13	2,657.39	2,798.64	40,699.16
0000304889	*JOURNEYMAN OVERHAULER	43,804.80	43,804.80	0.00	46,539.83	13,615.32	435.60	60,590.75
0000305906	MAINTENANCE PLANNER BUS	58,073.60	58,073.60	0.00	58,073.60	0.00	7,761.76	65,835.36
0000303075	*BUS OPERATOR	40,643.20	40,643.20	0.00	40,877.57	1,092.26	0.00	41,969.83
0000303779	TRANSIT POLICE OFFICER SR	54,787.20	54,787.20	0.00	56,789.04	28,289.17	6,163.56	91,241.77
0000305832	*JOURNEYMAN RAIL CAR MECHANIC	43,804.80	43,804.80	0.00	44,863.33	1,263.60	225.00	46,351.93
0000305392	*BUS OPERATOR	40,643.20	40,643.20	0.00	42,676.15	2,719.77	0.00	45,395.92
0000321059	*BUS OPERATOR	40,643.20	40,643.20	0.00	42,539.34	7,405.32	0.00	49,944.66
0000321776	*SERVICEPERSON IV	34,008.00	34,008.00	0.00	36,318.40	5,941.20	0.00	42,259.60
0000322566	*RAIL STATION CLEANER	28,412.80	28,412.80	0.00	29,330.21	4,389.99	0.00	33,720.20
0000320548	DIVISION DISPATCHER	40,643.20	48,048.00	7,404.80	39,198.80	623.70	4,527.60	44,350.10
0000303106	*SERVICEPERSON II	31,824.00	31,824.00	0.00	32,482.18	0.00	0.00	32,482.18
0000306286	SUPT RAIL LINE	61,800.18	61,800.18	0.00	61,800.30	0.00	10,458.50	72,258.80
0000304159	*BUS OPERATOR	40,643.20	40,643.20	0.00	38,306.87	1,669.35	0.00	39,976.22
0000310754	*BUS OPERATOR	40,643.20	40,643.20	0.00	40,183.57	1,341.86	156.32	41,681.75
0000306095	*BUS OPERATOR	40,643.20	40,643.20	0.00	36,927.03	1,370.31	0.00	38,297.34
0000304746	SUPV PARKING SERVICES	31,102.50	31,102.50	0.00	31,581.09	518.39	0.00	32,099.48
0000320613	*SERVICEPERSON I (A)	32,281.60	32,281.60	0.00	32,036.72	884.64	310.40	33,231.76
0000321797	MECHANICAL ENGINEER VI	81,660.80	81,660.80	0.00	81,661.26	0.00	3,140.80	84,802.06
0000316267	*BUS OPERATOR	40,643.20	40,643.20	0.00	27,539.23	3,567.40	0.00	31,106.63
0000321941	TRANSIT POLICE OFFICER SR	48,713.60	50,668.80	1,955.20	51,085.63	26,357.66	3,897.60	81,340.89
0000302028	*BUS OPERATOR	40,643.20	40,643.20	0.00	40,867.41	1,514.79	0.00	42,382.20
0000326542	TRANSIT POLICE OFFICER SR	43,305.60	45,032.00	1,726.40	43,400.70	29,192.29	1,665.60	74,258.59
0000315791	ROOF INSPECTOR	53,169.22	53,169.22	0.00	52,124.53	0.00	2,044.98	54,169.51
0000304090	*MOBILITY OPERATOR	30,409.60	30,409.60	0.00	32,685.20	11,688.81	0.00	44,374.01
0000307142	SYSTEM SAFETY AUDITOR	78,000.00	78,000.00	0.00	78,000.00	0.00	0.00	78,000.00
0000306561	*INSPECTOR	43,118.40	43,118.40	0.00	47,540.64	5,534.97	225.00	53,300.61
0000317817	TRANSPORTATION PLANNER III	59,612.54	59,612.54	0.00	59,612.70	0.00	5,600.53	65,213.23
0000305742	*AA INSPECTOR	43,804.80	43,804.80	0.00	46,345.17	7,107.81	225.00	53,677.98

## MARTOC REPORT

EE NUMBER	TITLE	FY 12	FY 13	DIFFERENCE	REGULAR	OVERTIME	OTHER	TOTAL
		BASE SALARY	BASE SALARY	+/-	EARNINGS	EARNINGS	EARNINGS	EARNINGS
0000315281	*BUS OPERATOR	40,643.20	40,643.20	0.00	43,962.33	19,853.35	0.00	63,815.68
0000324719	*JOURNEYMAN ET-TRAIN CONTROL	43,804.80	43,804.80	0.00	46,255.64	18,274.86	225.00	64,755.50
0000302424	MAINTENANCE PLANNER BUS	53,248.00	53,248.00	0.00	53,248.00	1,433.60	0.00	54,681.60
0000327680	*JOURNEYMAN ELEC POWER ELECT	41,080.00	41,392.00	312.00	42,130.30	3,489.77	450.00	46,070.07
0000319388	COST ANALYST	61,053.72	61,053.72	0.00	61,053.85	0.00	5,635.75	66,689.60
0000303961	*JOURNEYMAN RAIL CAR MECHANIC (DATE LAST EMPLOYED 01-MAY-13)	43,804.80	43,804.80	0.00	45,100.80	947.70	225.00	46,273.50
0000319604	*JOURNEYMAN RAIL CAR MECHANIC	43,804.80	43,804.80	0.00	43,368.30	0.00	225.00	43,593.30
0000302475	*JOURNEYMAN ET-RAIL CAR MAINT (DATE LAST EMPLOYED 17-JAN-13)	43,804.80	43,804.80	0.00	33,900.60	7,968.60	225.00	42,094.20
0000302065	*JOURNEYMAN RAIL CAR MECHANIC	43,804.80	43,804.80	0.00	45,034.16	9,571.79	225.00	54,830.95
0000322111	*BUS OPERATOR	31,491.20	34,548.80	3,057.60	33,409.20	2,811.79	0.00	36,220.99
0000302381	*BUS OPERATOR	40,643.20	40,643.20	0.00	44,773.14	16,621.89	0.00	61,395.03
0000305668	MECHANICAL ENGINEER VI	73,218.86	73,218.86	0.00	73,269.02	0.00	5,632.22	78,901.24
0000318190	TRANSIT POLICE OFFICER SR	50,668.80	52,686.40	2,017.60	51,082.92	7,289.74	2,777.04	61,149.70
0000315197	*RAIL OPERATOR	40,643.20	40,643.20	0.00	42,593.24	21,490.29	0.00	64,083.53
0000306020	*BUS OPERATOR	40,643.20	40,643.20	0.00	41,347.62	7,136.22	0.00	48,483.84
0000317200	*STRUCTURAL INSPECTOR	43,118.40	43,118.40	0.00	45,433.26	5,985.85	0.00	51,419.11
0000322669	*JOURNEYMAN ELEC POWER ELECT	43,804.80	43,804.80	0.00	39,369.02	821.35	225.00	40,415.37
0000305683	*JOURNEYMAN RAIL CAR MECHANIC (DATE LAST EMPLOYED 01-JAN-13)	43,804.80	43,804.80	0.00	27,475.31	758.16	225.00	28,458.47
0000304675	*AA INSPECTOR	43,804.80	43,804.80	0.00	46,840.06	19,143.65	393.48	66,377.19
0000322164	BENEFITS-CUSTOMER SVC REP	40,000.22	40,000.22	0.00	40,000.39	0.00	2,923.12	42,923.51
0000322095	TRANSIT POLICE OFFICER SR	46,841.60	48,713.60	1,872.00	46,541.60	20,107.55	1,126.00	67,775.15
0000317108	*JOURNEYMAN ET-HVAC	43,804.80	43,804.80	0.00	42,922.90	126.36	856.80	43,906.06
0000306251	TRANSIT POLICE OFFICER SPECIAL	56,971.20	56,971.20	0.00	57,875.08	3,101.94	0.00	60,977.02
0000323598	*BUS OPERATOR	37,606.40	40,643.20	3,036.80	39,708.41	3,399.05	0.00	43,107.46
0000322096	OFFICE ADMINISTRATOR II	51,021.88	51,021.88	0.00	51,022.39	0.00	444.81	51,467.20
0000329790	CONTRACT PROFESSIONAL (DATE LAST EMPLOYED 05-JUL-13)	78,000.00	78,000.00	0.00	43,200.00	400.00	0.00	43,600.00
0000315131	SUPV FARE COLLECTION OPERATION	48,184.50	48,184.50	0.00	48,524.40	3,020.25	0.00	51,544.65
0000321042	*JOURNEYMAN SUPPORT EQUIPMENT	43,804.80	43,804.80	0.00	44,112.81	1,674.32	225.00	46,012.13
0000323252	SUPV BUS TRANSPORTATION	48,048.00	48,048.00	0.00	48,048.00	1,618.16	0.00	49,666.16
0000306541	*RAIL OPERATOR	40,643.20	40,643.20	0.00	44,149.70	22,632.75	0.00	66,782.45
0000329322	*INSPECTOR	40,206.40	40,206.40	0.00	29,102.64	9,467.64	0.00	38,570.28
0000325278	TRANSIT POLICE OFFICER SR (DATE LAST EMPLOYED 30-DEC-12)	45,032.00	45,032.00	0.00	24,421.20	6,559.98	2,619.65	33,600.83
0000304331	*MATERIAL CONTROLLER	42,369.60	42,369.60	0.00	44,026.35	6,602.39	0.00	50,628.74
0000303185	*BUS OPERATOR	40,643.20	40,643.20	0.00	40,243.20	1,352.82	0.00	41,596.02

## MARTOC REPORT

EE NUMBER	TITLE	FY 12	FY 13	DIFFERENCE	REGULAR	OVERTIME	OTHER	TOTAL
		BASE SALARY	BASE SALARY	+/-	EARNINGS	EARNINGS	EARNINGS	EARNINGS
0000302015	*RAIL OPERATOR	40,643.20	40,643.20	0.00	41,340.64	3,076.20	0.00	44,416.84
0000314952	*TRACK WALKER	43,118.40	43,118.40	0.00	43,593.40	2,184.43	0.00	45,777.83
0000305205	*SERVICEPERSON I	31,824.00	31,824.00	0.00	36,904.69	8,848.54	0.00	45,753.23
0000304020	MGR REVENUE ADMINISTRATION	74,834.76	74,834.76	0.00	74,834.89	0.00	0.00	74,834.89
0000323026	*INSPECTOR	41,662.40	43,118.40	1,456.00	47,709.16	8,044.62	225.00	55,978.78
0000304439	TRANSIT POLICE OFFICER SPECIAL	56,971.20	56,971.20	0.00	54,150.03	15,684.22	5,039.76	74,874.01
0000304363	*AA INSPECTOR	43,804.80	43,804.80	0.00	44,565.62	3,625.04	0.00	48,190.66
0000306605	*BUS OPERATOR	40,643.20	40,643.20	0.00	44,715.51	22,956.15	0.00	67,671.66
0000328050	TRANSIT POLICE OFFICER (DATE LAST EMPLOYED 28-FEB-13)	26,561.60	35,609.60	9,048.00	20,094.00	3,652.39	2,471.74	26,218.13
0000304371	*MATERIAL CONTROLLER	42,369.60	42,369.60	0.00	43,965.44	3,253.68	0.00	47,219.12
0000304053	*AA INSPECTOR	43,804.80	43,804.80	0.00	46,461.00	17,461.46	225.00	64,147.46
0000328297	*JOURNEYMAN SUPPORT EQUIPMENT	39,603.20	41,392.00	1,788.80	41,872.54	5,418.43	225.00	47,515.97
0000304060	*TRACK MAINTAINER	43,118.40	43,118.40	0.00	43,702.39	11,777.30	0.00	55,479.69
0000322333	*INSPECTOR	41,267.20	41,392.00	124.80	45,507.25	17,181.66	225.00	62,913.91
0000320034	*JOURNEYMAN ET-TELEPHONE MAINT	43,804.80	43,804.80	0.00	44,591.91	13,023.03	225.00	57,839.94
0000304531	*BUS OPERATOR (DATE LAST EMPLOYED 01-JAN-13)	40,643.20	40,643.20	0.00	27,378.69	1,811.74	0.00	29,190.43
0000306233	SCHEDULE DISTRIBUTION CLERK	27,105.00	27,105.00	0.00	27,105.00	323.18	2,703.55	30,131.73
0000322365	*BUS OPERATOR	31,491.20	34,548.80	3,057.60	36,441.36	6,095.28	0.00	42,536.64
0000321361	*SERVICEPERSON IV	34,008.00	34,008.00	0.00	35,439.58	4,445.21	0.00	39,884.79
0000324946	*RAIL OPERATOR	28,454.40	31,491.20	3,036.80	29,743.70	1,341.12	0.00	31,084.82
0000323675	*MOBILITY OPERATOR	26,083.20	27,414.40	1,331.20	21,323.33	300.22	0.00	21,623.55
0000315958	*JOURNEYMAN ET-LABORATORY	43,804.80	43,804.80	0.00	44,082.19	47.39	225.00	44,354.58
0000314909	SUPV OCCUP MED SVCS WELLNESS	70,476.12	70,476.12	0.00	70,476.27	0.00	4,879.13	75,355.40
0000306034	SR COST ANALYST	68,510.00	74,718.02	6,208.02	71,375.32	0.00	8,283.89	79,659.21
0000323007	TRANSIT POLICE OFFICER SR	48,713.60	50,668.80	1,955.20	49,792.20	11,611.75	3,335.20	64,739.15
0000304773	CONTRACT PROFESSIONAL	0.00	0.00	0.00	61,117.50	81.25	0.00	61,198.75
0000320556	SR RIGHT OF WAY SPECIALIST	70,963.36	70,963.36	0.00	70,145.03	0.00	818.81	70,963.84
0000303355	*BUS OPERATOR	40,643.20	40,643.20	0.00	22,933.17	350.26	0.00	23,283.43
0000320313	SR BUYER	55,070.34	55,070.34	0.00	55,070.57	0.00	0.00	55,070.57
0000303078	*BUS OPERATOR	40,643.20	40,643.20	0.00	44,325.50	2,416.69	0.00	46,742.19
0000305562	SUPV RISK MGMT DATA MAINT	42,684.46	42,684.46	0.00	33,655.37	0.00	10,671.18	44,326.55
0000304943	*RAIL OPERATOR	40,643.20	40,643.20	0.00	42,347.11	13,807.16	0.00	56,154.27
0000302691	MGR SPECIAL PROJECTS & ANALYSI	84,105.84	84,105.84	0.00	84,106.02	0.00	10,971.72	95,077.74
0000326619	*MOBILITY OPERATOR	23,358.40	24,564.80	1,206.40	24,506.94	627.73	0.00	25,134.67

## MARTOC REPORT

EE NUMBER	TITLE	FY 12	FY 13	DIFFERENCE	REGULAR	OVERTIME	OTHER	TOTAL
		BASE SALARY	BASE SALARY	+/-	EARNINGS	EARNINGS	EARNINGS	EARNINGS
0000304057	*JOURNEYMAN ET-HVAC	43,804.80	43,804.80	0.00	44,360.24	0.00	225.00	44,585.24
0000304991	*JOURNEYMAN ELEC POWER ELECT	43,804.80	43,804.80	0.00	45,378.60	8,158.18	225.00	53,761.78
0000303978	CLAIMS ADJUSTER III-WKRS COMP	59,269.34	59,269.34	0.00	59,269.48	0.00	12,917.68	72,187.16
0000305816	*INSPECTOR	43,118.40	43,118.40	0.00	44,909.64	349.84	225.00	45,484.48
0000322103	*BUS OPERATOR	31,491.20	34,548.80	3,057.60	33,125.25	2,695.37	0.00	35,820.62
0000320434	*SERVICEPERSON I	31,824.00	31,824.00	0.00	32,080.47	1,280.42	0.00	33,360.89
0000327329	PERFORMANCE ANALYST	80,000.18	70,000.06	-10,000.12	76,923.43	0.00	0.00	76,923.43
0000305108	*BUS OPERATOR	40,643.20	40,643.20	0.00	44,227.55	13,195.80	0.00	57,423.35
0000302704	SUPV RAIL LINE	50,731.20	50,731.20	0.00	51,658.08	8,122.03	2,036.33	61,816.44
0000323522	*BUS OPERATOR	37,606.40	40,643.20	3,036.80	39,808.40	2,562.49	0.00	42,370.89
0000305909	*JOURNEYMAN ET-HVAC	43,804.80	43,804.80	0.00	44,402.37	205.34	225.00	44,832.71
0000305620	*AA INSPECTOR	43,804.80	43,804.80	0.00	45,537.93	1,034.58	225.00	46,797.51
0000306577	*REPROGRAPHICS SPEC II	32,760.00	32,760.00	0.00	32,900.67	70.88	0.00	32,971.55
0000302300	*MOBILITY OPERATOR	30,409.60	30,409.60	0.00	30,274.38	15,712.97	233.92	46,221.27
0000319275	*TRACK MAINTAINER	43,118.40	43,118.40	0.00	44,350.10	7,361.83	0.00	51,711.93
0000321240	SR DEVELOPMENT ASSOCIATE	72,000.24	72,000.24	0.00	72,000.36	0.00	0.00	72,000.36
0000302111	*JOURNEYMAN ET-RADIO MAINT	43,804.80	43,804.80	0.00	43,876.38	2,961.59	225.00	47,062.97
0000319274	*JOURNEYMAN ET-HVAC	43,804.80	43,804.80	0.00	44,790.94	2,321.89	225.00	47,337.83
0000322925	*JOURNEYMAN ET-TRAIN CONTROL	43,804.80	43,804.80	0.00	44,018.02	2,282.41	225.00	46,525.43
0000321023	*BUS OPERATOR (DATE LAST EMPLOYED 29-JAN-13)	40,643.20	40,643.20	0.00	20,430.96	1,847.48	0.00	22,278.44
0000320575	*MOBILITY OPERATOR	30,409.60	30,409.60	0.00	29,978.34	4,440.86	0.00	34,419.20
0000306341	*RAIL STATION CLEANER	28,412.80	28,412.80	0.00	29,459.99	2,909.58	0.00	32,369.57
0000306012	*BUS OPERATOR (DATE LAST EMPLOYED 25-FEB-13)	40,643.20	40,643.20	0.00	29,891.09	1,056.97	0.00	30,948.06
0000306132	*STATION AGENT	37,169.60	37,169.60	0.00	38,063.14	10,427.23	0.00	48,490.37
0000327466	*MOBILITY OPERATOR	23,358.40	23,358.40	0.00	23,049.59	1,857.25	0.00	24,906.84
0000320016	*BUS OPERATOR	40,643.20	40,643.20	0.00	32,924.36	2,238.82	0.00	35,163.18
0000322249	*BUS OPERATOR	40,643.20	40,643.20	0.00	24,786.31	2,778.40	0.00	27,564.71
0000323527	*BUS OPERATOR	37,606.40	40,643.20	3,036.80	41,814.02	6,207.86	0.00	48,021.88
0000318109	TRANSIT POLICE OFFICER SR	54,787.20	54,787.20	0.00	54,701.60	16,772.04	1,896.48	73,370.12
0000317521	TRANSIT POLICE OFFICER SPECIAL	54,787.20	56,971.20	2,184.00	59,428.99	29,409.95	4,319.40	93,158.34
0000303152	*SERVICEPERSON I	31,824.00	31,824.00	0.00	33,205.11	1,841.74	0.00	35,046.85
0000317429	MGR CLIENT TECHNOLOGIES	92,349.14	92,349.14	0.00	92,349.26	0.00	5,564.63	97,913.89
0000303133	*BUS OPERATOR	40,643.20	40,643.20	0.00	43,905.14	18,267.72	0.00	62,172.86
0000323608	*RAIL OPERATOR	37,606.40	40,643.20	3,036.80	40,855.58	2,399.40	0.00	43,254.98
0000305426	*BUS OPERATOR	40,643.20	40,643.20	0.00	41,380.07	13,005.31	0.00	54,385.38

## MARTOC REPORT

EE NUMBER	TITLE	FY 12	FY 13	DIFFERENCE	REGULAR	OVERTIME	OTHER	TOTAL
		BASE SALARY	BASE SALARY	+/-	EARNINGS	EARNINGS	EARNINGS	EARNINGS
0000304241	*BUS OPERATOR	40,643.20	40,643.20	0.00	40,028.71	814.02	0.00	40,842.73
0000329162	*BUS OPERATOR	28,454.40	28,454.40	0.00	19,719.12	2,522.34	0.00	22,241.46
0000302327	*RAIL OPERATOR	40,643.20	40,643.20	0.00	43,211.97	21,013.74	0.00	64,225.71
0000305215	*BUS OPERATOR	40,643.20	40,643.20	0.00	39,458.19	19,333.64	0.00	58,791.83
0000306022	*BUS OPERATOR	40,643.20	40,643.20	0.00	36,461.87	10,695.11	0.00	47,156.98
0000321296	(DATE LAST EMPLOYED 01-APR-13) PARKING SERVICES ADMINISTRATOR	51,304.50	51,304.50	0.00	51,304.73	0.00	5,525.11	56,829.84
0000315535	*SR TRAFFIC CHECKER	32,427.20	32,427.20	0.00	33,557.55	9,114.40	0.00	42,671.95
0000302655	TRANSIT POLICE OFFICER SPECIAL	56,971.20	56,971.20	0.00	57,409.44	39,647.03	0.00	97,056.47
0000303550	*INSPECTOR	43,118.40	43,118.40	0.00	45,791.80	248.78	225.00	46,265.58
0000322681	*INSPECTOR	43,118.40	43,118.40	0.00	46,121.48	12,982.28	225.00	59,328.76
0000305896	*BUS OPERATOR	40,643.20	40,643.20	0.00	41,709.74	10,875.70	203.61	52,789.05
0000305262	*JOURNEYMAN ET-RAIL CAR MAINT	43,804.80	43,804.80	0.00	43,854.80	3,601.26	225.00	47,681.06
0000315425	MEDIA SALES REP	22,620.00	22,620.00	0.00	22,608.40	234.90	0.00	22,843.30
0000324539	*SERVICEPERSON I (A)	32,281.60	32,281.60	0.00	29,340.12	942.84	0.00	30,282.96
0000302842	*BUS OPERATOR	40,643.20	40,643.20	0.00	43,699.90	13,204.29	0.00	56,904.19
0000304638	FOREMAN TRACK & STRCT	54,454.40	54,454.40	0.00	57,111.67	22,135.19	4,188.80	83,435.66
0000303989	*BUS OPERATOR	40,643.20	40,643.20	0.00	33,337.32	5,478.16	0.00	38,815.48
0000303655	*SERVICEPERSON V	34,008.00	43,118.40	9,110.40	35,907.73	7,394.91	0.00	43,302.64
0000322574	*APPRENTICE MECHANIC	36,920.00	39,603.20	2,683.20	38,374.76	92.55	0.00	38,467.31
0000305352	PROGRAM ADMIN MAINT OPERATIONS	83,878.60	76,253.32	-7,625.28	81,826.73	0.00	0.00	81,826.73
0000302551	(DATE LAST EMPLOYED 01-JUL-13) *SERVICEPERSON V	43,118.40	43,118.40	0.00	43,707.38	3,140.60	0.00	46,847.98
0000314884	CUSTOMER CARE FIELD REP	34,710.00	34,710.00	0.00	20,826.00	0.00	0.00	20,826.00
0000317547	WEB DEVELOPER III	73,760.18	73,760.18	0.00	73,760.34	0.00	5,673.89	79,434.23
0000318490	BREEZE CARD FULFILLMENT AGENT	27,631.50	27,631.50	0.00	27,624.55	743.93	0.00	28,368.48
0000311292	DISPATCHER RADIO COMMUNICATION	48,588.80	48,588.80	0.00	48,588.80	8,152.64	7,475.20	64,216.64
0000322695	*BUS OPERATOR	40,643.20	40,643.20	0.00	41,762.78	1,612.46	0.00	43,375.24
0000321366	*BUS OPERATOR	40,643.20	40,643.20	0.00	40,847.26	491.67	0.00	41,338.93
0000305449	*JOURNEYMAN BODY REPAIR	43,804.80	43,804.80	0.00	26,304.88	0.00	225.00	26,529.88
0000305153	(DATE LAST EMPLOYED 01-APR-13) SUPV MOBILITY RESERVATIONS	53,244.88	53,244.88	0.00	53,245.21	0.00	6,293.86	59,539.07
0000317106	DIR RAIL TRANSPORTATION	109,720.26	109,720.26	0.00	109,720.45	0.00	4,501.36	114,221.81
0000303859	*BUS OPERATOR	40,643.20	40,643.20	0.00	42,017.99	18,352.05	0.00	60,370.04
0000302356	ASST SUPT MOBILITY DISPATCH	46,312.50	46,312.50	0.00	46,217.64	0.00	5,521.88	51,739.52
0000303451	SUPV BUS & RAIL STORES	55,848.00	55,848.00	0.00	55,848.00	0.00	2,685.00	58,533.00
0000326470	*JOURNEYMAN ELEC POWER ELECT	41,392.00	42,390.40	998.40	44,083.98	16,172.44	225.00	60,481.42



## MARTOC REPORT

EE NUMBER	TITLE	FY 12	FY 13	DIFFERENCE	REGULAR	OVERTIME	OTHER	TOTAL
		BASE SALARY	BASE SALARY	+/-	EARNINGS	EARNINGS	EARNINGS	EARNINGS
0000304370	*RAIL OPERATOR (DATE LAST EMPLOYED 20-JUN-13)	28,454.40	31,491.20	3,036.80	34,172.47	5,797.64	0.00	39,970.11
0000322191	CHF PROJECT SCHEDULER	85,000.24	85,000.24	0.00	85,000.56	0.00	0.00	85,000.56
0000305936	*TRACK WALKER	43,118.40	43,118.40	0.00	44,935.57	9,841.65	0.00	54,777.22
0000322539	*BUS OPERATOR	40,643.20	40,643.20	0.00	37,579.17	2,077.59	0.00	39,656.76
0000315092	*BUS OPERATOR	40,643.20	40,643.20	0.00	42,877.18	4,960.92	0.00	47,838.10
0000329346	*INSPECTOR	40,206.40	40,206.40	0.00	29,031.24	2,199.12	0.00	31,230.36
0000321620	*BUS OPERATOR	40,643.20	40,643.20	0.00	40,868.51	9,845.39	0.00	50,713.90
0000303991	CONTRACT SPECIALIST III	73,048.04	73,048.04	0.00	73,048.26	0.00	5,619.08	78,667.34
0000307138	*JOURNEYMAN ET-RADIO MAINT	43,804.80	43,804.80	0.00	43,787.62	2,013.88	225.00	46,026.50
0000326265	*JOURNEYMAN RAIL CAR MECHANIC	41,080.00	42,390.40	1,310.40	40,879.05	5,625.15	225.00	46,729.20
0000303980	*SERVICEPERSON I (A)	32,281.60	32,281.60	0.00	36,149.52	3,777.18	0.00	39,926.70
0000302455	*BUS OPERATOR	40,643.20	40,643.20	0.00	41,120.83	7,297.69	0.00	48,418.52
0000304335	*SERVICEPERSON I	31,824.00	31,824.00	0.00	34,673.90	8,795.65	0.00	43,469.55
0000303059	*SERVICEPERSON V	43,118.40	43,118.40	0.00	46,314.20	4,975.24	165.84	51,455.28
0000304657	*BUS OPERATOR	40,643.20	40,643.20	0.00	32,143.48	3,071.77	0.00	35,215.25
0000328048	SYSTEM SAFETY OFFICER	68,041.22	68,041.22	0.00	60,190.46	0.00	0.00	60,190.46
0000306977	TRANSIT POLICE OFFICER SR	54,787.20	54,787.20	0.00	50,691.33	32,635.28	9,219.00	92,545.61
0000306614	ACCOUNTING SPECIALIST III	43,738.50	43,738.50	0.00	43,738.61	849.54	1,514.49	46,102.64
0000323661	*SERVICEPERSON IV	34,008.00	34,008.00	0.00	34,683.28	2,127.57	0.00	36,810.85
0000303446	TRANSIT POLICE SERGEANT	65,936.00	65,936.00	0.00	67,346.65	25,379.88	3,804.00	96,530.53
0000304918	*JOURNEYMAN RAIL CAR MECHANIC	43,804.80	43,804.80	0.00	44,616.40	4,462.86	225.00	49,304.26
0000323622	*BUS OPERATOR	37,606.40	40,643.20	3,036.80	32,148.63	572.73	0.00	32,721.36
0000306340	*BUS OPERATOR	40,643.20	40,643.20	0.00	40,785.52	873.85	0.00	41,659.37
0000303199	ORG LEARNING SPECIALIST III	60,204.30	60,204.30	0.00	58,889.01	0.00	2,701.48	61,590.49
0000327669	*INSPECTOR	39,603.20	40,643.20	1,040.00	38,869.15	416.12	225.00	39,510.27
0000305241	*BUS OPERATOR	40,643.20	40,643.20	0.00	42,498.24	9,996.63	0.00	52,494.87
0000303704	*CUSTOMER INFORMATION OPERATOR	31,699.20	31,699.20	0.00	31,024.83	2,228.89	0.00	33,253.72
0000304204	*BUS OPERATOR (DATE LAST EMPLOYED 01-APR-13)	40,643.20	40,643.20	0.00	35,554.41	2,024.48	0.00	37,578.89
0000322938	PERFORMANCE ANALYST	66,700.40	66,700.40	0.00	66,700.48	0.00	2,565.40	69,265.88
0000306317	*MOBILITY OPERATOR	30,409.60	30,409.60	0.00	15,387.56	5,460.62	116.96	20,965.14
0000328223	PROJECT ENGINEER	64,639.12	64,639.12	0.00	64,639.76	0.00	745.84	65,385.60
0000305519	SUPV PARKING SERVICES	28,957.50	28,957.50	0.00	28,979.93	504.96	2,041.88	31,526.77
0000321871	AUDITOR III	52,099.32	60,500.18	8,400.86	49,648.54	0.00	8,463.61	58,112.15
0000325272	TRANSIT POLICE OFFICER SR	41,641.60	45,032.00	3,390.40	42,306.42	28,443.71	3,696.90	74,447.03
0000304785	*BUS OPERATOR	40,643.20	40,643.20	0.00	43,729.45	5,659.97	0.00	49,389.42

## MARTOC REPORT

EE NUMBER	TITLE	FY 12	FY 13	DIFFERENCE	REGULAR	OVERTIME	OTHER	TOTAL
		BASE SALARY	BASE SALARY	+/-	EARNINGS	EARNINGS	EARNINGS	EARNINGS
0000303465	*JOURNEYMAN RAIL CAR MECHANIC (DATE LAST EMPLOYED 01-FEB-13)	43,804.80	43,804.80	0.00	34,983.21	726.57	225.00	35,934.78
0000305434	*RAIL OPERATOR	40,643.20	40,643.20	0.00	45,768.21	21,820.35	0.00	67,588.56
0000302938	SUPT SERVICE QUALITY	57,720.00	70,000.06	12,280.06	62,384.86	13,854.26	2,220.00	78,459.12
0000315438	AUDIT COORDINATOR (DATE LAST EMPLOYED 14-MAY-13)	45,430.58	45,430.58	0.00	41,237.20	0.00	3,145.20	44,382.40
0000323619	*BUS OPERATOR	31,491.20	34,548.80	3,057.60	30,076.41	3,474.16	0.00	33,550.57
0000323597	*SERVICEPERSON I (A)	29,182.40	32,281.60	3,099.20	29,052.43	0.00	0.00	29,052.43
0000304929	*BUS OPERATOR	40,643.20	40,643.20	0.00	40,742.51	166.19	0.00	40,908.70
0000306442	*BUS OPERATOR	40,643.20	40,643.20	0.00	34,681.10	868.26	0.00	35,549.36
0000304268	*BUS OPERATOR	40,643.20	40,643.20	0.00	42,253.61	8,126.91	0.00	50,380.52
0000316339	*JOURNEYMAN ELEC POWER ELECT	42,390.40	43,804.80	1,414.40	42,432.08	17,670.06	398.52	60,500.66
0000321224	TRANSIT POLICE OFFICER SPECIAL	52,686.40	54,787.20	2,100.80	54,355.84	38,746.77	5,167.00	98,269.61
0000325097	MGR RETAIL DEV & CONCESSIONS	95,000.10	95,000.10	0.00	95,000.24	0.00	0.00	95,000.24
0000303734	*BUS OPERATOR	40,643.20	40,643.20	0.00	41,199.76	11,211.51	0.00	52,411.27
0000318974	SUPV FIELD RESEARCH	0.00	0.00	0.00	26,572.50	3,515.67	0.00	30,088.17
0000326879	CJIT-POLICE DISPATCHER	33,696.00	33,696.00	0.00	32,157.01	2,035.19	2,138.40	36,330.60
0000321356	*INSPECTOR	43,118.40	43,118.40	0.00	44,982.29	11,186.55	225.00	56,393.84
0000303916	SVC DESK SUPPORT AGENT	45,006.00	45,006.00	0.00	45,006.00	0.00	3,231.20	48,237.20
0000305583	TRANSIT POLICE OFFICER SR	54,787.20	54,787.20	0.00	54,497.47	5,709.21	11,168.16	71,374.84
0000327984	*INSPECTOR (DATE LAST EMPLOYED 22-APR-13)	39,603.20	40,206.40	603.20	32,007.63	890.92	225.00	33,123.55
0000304280	FOREMAN PAINT SHOP FACILITIES	54,993.54	54,993.54	0.00	53,618.86	7,085.76	7,913.81	68,618.43
0000321602	*RAIL STATION CLEANER	28,412.80	28,412.80	0.00	24,040.39	327.84	109.28	24,477.51
0000320449	CONTRACT EMP ADMIN SUPPORT	0.00	0.00	0.00	23,757.50	1,072.50	0.00	24,830.00
0000317606	*PT MOBILITY OPERATOR	0.00	0.00	0.00	20,307.03	0.00	0.00	20,307.03
0000322496	TRANSIT POLICE OFFICER SR	46,841.60	48,713.60	1,872.00	49,577.30	13,039.52	0.00	62,616.82
0000303168	BUS/RAIL APC AFC ANALYST III	59,618.00	59,618.00	0.00	59,618.05	0.00	0.00	59,618.05
0000322034	*MOBILITY OPERATOR	27,414.40	28,766.40	1,352.00	22,924.38	484.65	0.00	23,409.03
0000303125	MAINTENANCE PLANNER BUS	54,995.20	54,995.20	0.00	55,841.28	14,145.40	6,610.00	76,596.68
0000304134	TRANSIT POLICE SERGEANT	65,936.00	65,936.00	0.00	69,129.79	51,045.07	6,287.07	126,461.93
0000302110	*BUS OPERATOR	40,643.20	40,643.20	0.00	36,671.99	3,804.61	0.00	40,476.60
0000327274	*MOBILITY OPERATOR	23,358.40	23,358.40	0.00	22,427.95	1,554.08	0.00	23,982.03
0000303920	*BUS OPERATOR (DATE LAST EMPLOYED 01-JUN-13)	40,643.20	40,643.20	0.00	38,978.86	8,728.58	0.00	47,707.44
0000319937	*SERVICEPERSON I	31,824.00	31,824.00	0.00	32,772.88	1,233.57	0.00	34,006.45
0000304349	MGR CONTRACTS	90,241.06	90,241.06	0.00	87,117.98	0.00	7,520.15	94,638.13
0000319098	COST ANALYST	61,053.72	61,053.72	0.00	61,053.90	0.00	6,105.39	67,159.29

## MARTOC REPORT

EE NUMBER	TITLE	FY 12 BASE SALARY	FY 13 BASE SALARY	DIFFERENCE +/-	REGULAR EARNINGS	OVERTIME EARNINGS	OTHER EARNINGS	TOTAL EARNINGS
0000302833	DEPARTMENT ADMINISTRATOR	59,340.58	65,274.56	5,933.98	62,307.82	0.00	0.00	62,307.82
0000306119	*BUS OPERATOR	40,643.20	40,643.20	0.00	43,687.20	10,546.19	0.00	54,233.39
0000323699	*SERVICEPERSON VII GROUNDSKEEPR	32,281.60	32,281.60	0.00	29,603.96	1,949.70	0.00	31,553.66
0000305230	HUMAN RESOURCES PROC COORD	50,779.56	50,779.56	0.00	50,584.44	0.00	3,359.27	53,943.71
0000305810	*BUS OPERATOR	40,643.20	40,643.20	0.00	40,689.08	386.66	0.00	41,075.74
0000311506	*CUSTOMER INFORMATION OPERATOR (DATE LAST EMPLOYED 27-JUN-13)	25,792.00	25,792.00	0.00	20,983.90	1,520.55	0.00	22,504.45
0000323321	*MOBILITY OPERATOR	26,083.20	27,414.40	1,331.20	24,105.55	1,383.05	0.00	25,488.60
0000320150	*MOBILITY OPERATOR	30,409.60	30,409.60	0.00	32,667.93	2,064.19	0.00	34,732.12
0000305188	*BUS DISPATCHER (BLOCKOUT)	41,662.40	41,662.40	0.00	41,885.87	5,167.21	0.00	47,053.08
0000324278	POLICE ADMINISTRATOR	55,580.20	55,580.20	0.00	41,529.03	0.00	4,489.21	46,018.24
0000320529	DBE COORDINATOR	46,522.06	46,522.06	0.00	42,764.93	0.00	3,757.56	46,522.49
0000302534	*BUS OPERATOR	40,643.20	40,643.20	0.00	42,358.25	3,137.69	0.00	45,495.94
0000319966	*RAIL STATION CLEANER	28,412.80	28,412.80	0.00	18,368.47	2,294.88	0.00	20,663.35
0000321357	FOREMAN BUILDINGS SUPP EQUIP	53,248.00	53,248.00	0.00	54,425.60	8,755.20	4,608.00	67,788.80
0000329427	*JOURNEYMAN RAIL CAR MECHANIC	41,080.00	41,080.00	0.00	27,809.95	571.20	225.00	28,606.15
0000318193	TRANSIT POLICE OFFICER SR	50,668.80	52,686.40	2,017.60	52,298.98	23,933.95	2,923.20	79,156.13
0000302790	*BUS OPERATOR	40,643.20	40,643.20	0.00	41,866.12	2,223.07	0.00	44,089.19
0000302940	*BUS OPERATOR	40,643.20	40,643.20	0.00	40,784.28	139.53	0.00	40,923.81
0000320338	SR DIR TRANSIT SYSTEM PLANNING	104,960.70	104,960.70	0.00	104,956.82	0.00	0.00	104,956.82
0000318107	TRANSIT POLICE OFFICER SPECIAL	54,787.20	56,971.20	2,184.00	54,510.89	25,042.73	12,585.24	92,138.86
0000304050	CONTRACT PROFESSIONAL	0.00	0.00	0.00	62,737.50	0.00	0.00	62,737.50
0000319661	*BUS OPERATOR (DATE LAST EMPLOYED 01-MAR-13)	40,643.20	40,643.20	0.00	31,155.66	2,502.04	0.00	33,657.70
0000304284	SUPT RAIL TRANSPORTATION	68,985.28	68,985.28	0.00	68,189.61	0.00	13,465.98	81,655.59
0000323599	DISPATCHER MOBILITY	26,083.20	38,126.40	12,043.20	33,693.40	566.56	1,484.73	35,744.69
0000325326	*JOURNEYMAN ET-RADIO MAINT	42,390.40	43,804.80	1,414.40	44,826.92	12,944.61	225.00	57,996.53
0000305586	*STATION AGENT	37,169.60	37,169.60	0.00	40,227.89	12,551.54	0.00	52,779.43
0000302579	*SERVICEPERSON I	32,281.60	31,824.00	-457.60	31,741.34	249.36	0.00	31,990.70
0000303641	*BUS OPERATOR	40,643.20	40,643.20	0.00	38,078.49	509.22	0.00	38,587.71
0000321430	*SERVICEPERSON VII GROUNDSKEEPR	32,281.60	32,281.60	0.00	32,711.84	1,734.36	0.00	34,446.20
0000316208	RAIL SERVICES CONTROLLER	53,830.40	55,036.80	1,206.40	55,344.14	5,576.65	2,116.80	63,037.59
0000303676	*INSPECTOR	41,267.20	41,392.00	124.80	43,147.34	8,035.61	225.00	51,407.95
0000329227	TRANSIT POLICE OFFICER	40,040.00	40,040.00	0.00	30,976.80	10,449.81	0.00	41,426.61
0000317879	RESIDENT ENGINEER	85,053.28	85,053.28	0.00	85,053.75	0.00	0.00	85,053.75
0000321413	*BUS OPERATOR	40,643.20	40,643.20	0.00	43,190.57	7,037.25	156.32	50,384.14

## MARTOC REPORT

EE NUMBER	TITLE	FY 12	FY 13	DIFFERENCE	REGULAR	OVERTIME	OTHER	TOTAL
		BASE SALARY	BASE SALARY	+/-	EARNINGS	EARNINGS	EARNINGS	EARNINGS
0000304161	RAIL CAR MAINT POL COORDINATOR	52,962.26	52,962.26	0.00	52,962.58	0.00	4,685.13	57,647.71
0000324538	*SERVICEPERSON I (A)	32,281.60	32,281.60	0.00	31,368.12	232.80	0.00	31,600.92
0000320483	*MATERIAL CONTROLLER	40,643.20	41,496.00	852.80	40,846.46	3,951.50	0.00	44,797.96
0000321542	*BUS OPERATOR	40,643.20	40,643.20	0.00	42,343.69	1,371.27	0.00	43,714.96
0000303669	DEPARTMENT ADMINISTRATOR	55,580.20	55,580.20	0.00	46,602.33	0.00	9,619.84	56,222.17
0000317860	*BUS OPERATOR	40,643.20	40,643.20	0.00	42,534.18	9,218.75	0.00	51,752.93
0000303488	*BUS OPERATOR	40,643.20	40,643.20	0.00	37,972.78	3,594.98	0.00	41,567.76
0000317776	*STATION AGENT	37,169.60	37,169.60	0.00	38,626.19	32,729.04	0.00	71,355.23
0000303405	SUPV CAR REPAIR INSPECTION	57,054.40	57,054.40	0.00	58,179.03	8,558.16	3,291.60	70,028.79
0000328513	DIR LABOR RELATIONS	105,000.22	105,000.22	0.00	105,000.51	0.00	0.00	105,000.51
0000302909	*REVENUE AGENT	41,308.80	41,308.80	0.00	40,544.56	268.11	0.00	40,812.67
0000327578	CONTRACT PROFESSIONAL	0.00	0.00	0.00	117,652.50	0.00	0.00	117,652.50
0000303608	*BUS OPERATOR	40,643.20	40,643.20	0.00	43,999.81	5,527.70	0.00	49,527.51
0000305807	*JOURNEYMAN ET-RAIL CAR MAINT	43,804.80	43,804.80	0.00	44,254.96	2,566.69	225.00	47,046.65
0000322666	*BUS OPERATOR	40,643.20	40,643.20	0.00	39,437.78	3,972.49	0.00	43,410.27
0000303173	*BUS DISPATCHER (BLOCKOUT)	41,662.40	41,662.40	0.00	43,805.42	13,430.18	0.00	57,235.60
0000305756	*RAIL OPERATOR	40,643.20	40,643.20	0.00	30,290.77	5,239.58	0.00	35,530.35
0000304825	*BUS OPERATOR	40,643.20	40,643.20	0.00	44,110.16	18,548.42	0.00	62,658.58
0000315035	DIVISION DISPATCHER	48,048.00	48,048.00	0.00	48,048.00	583.28	3,696.00	52,327.28
0000303144	SUPV BUS MAINTENANCE	53,248.00	53,248.00	0.00	54,476.80	18,547.20	14,336.00	87,360.00
0000305607	*STATION AGENT	37,169.60	37,169.60	0.00	41,300.59	25,934.03	0.00	67,234.62
0000302566	*JOURNEYMAN AUTOMOTIVE TECH	43,804.80	43,804.80	0.00	44,941.68	1,705.86	225.00	46,872.54
0000320768	*JOURNEYMAN SUPPORT EQUIPMENT	43,804.80	43,804.80	0.00	44,272.42	521.25	225.00	45,018.67
0000321373	*BUS OPERATOR	40,643.20	40,643.20	0.00	41,883.11	2,904.18	0.00	44,787.29
0000302369	CONTRACT EMP ADMIN SUPPORT	0.00	0.00	0.00	31,447.33	1,164.78	0.00	32,612.11
0000316340	*REVENUE AGENT	41,308.80	41,308.80	0.00	42,475.59	2,964.17	0.00	45,439.76
0000306060	TRANSIT POLICE OFFICER SR	54,787.20	54,787.20	0.00	55,524.72	32,259.94	2,107.20	89,891.86
0000304636	RAIL SERVICES CONTROLLER	58,323.20	58,323.20	0.00	58,561.54	6,617.44	2,916.16	68,095.14
0000304410	*MOBILITY OPERATOR	30,409.60	30,409.60	0.00	29,579.96	1,540.66	0.00	31,120.62
0000318737	CRIMINAL JUSTICE INFO TECH REC	31,761.60	31,761.60	0.00	32,423.70	1,540.44	366.48	34,330.62
0000326617	*BUS OPERATOR	28,454.40	31,491.20	3,036.80	30,605.35	3,571.29	0.00	34,176.64
0000303192	*BUS OPERATOR	40,643.20	40,643.20	0.00	40,701.83	197.28	0.00	40,899.11
0000315162	*BUS OPERATOR	40,643.20	40,643.20	0.00	41,502.16	7,067.40	0.00	48,569.56
0000315012	*JOURNEYMAN ELEC POWER ELECT	43,804.80	43,804.80	0.00	45,508.27	18,886.21	225.00	64,619.48
0000304070	*BUS OPERATOR	40,643.20	40,643.20	0.00	40,040.97	8,285.18	0.00	48,326.15

## MARTOC REPORT

EE NUMBER	TITLE	FY 12 BASE SALARY	FY 13 BASE SALARY	DIFFERENCE +/-	REGULAR EARNINGS	OVERTIME EARNINGS	OTHER EARNINGS	TOTAL EARNINGS
0000304084	TRANSIT POLICE SERGEANT	65,936.00	65,936.00	0.00	68,107.50	8,026.50	253.60	76,387.60
0000306136	*TRANSPORTATION ASSISTANT	31,699.20	31,699.20	0.00	35,600.64	97.16	0.00	35,697.80
0000315064	*BUS OPERATOR	40,643.20	40,643.20	0.00	44,756.37	15,297.39	0.00	60,053.76
0000305259	*BUS OPERATOR	40,643.20	40,643.20	0.00	45,073.57	6,267.53	175.47	51,516.57
0000320319	*RAIL STATION CLEANER	28,412.80	28,412.80	0.00	21,171.79	1,547.01	0.00	22,718.80
0000322492	*RAIL STATION CLEANER	28,412.80	28,412.80	0.00	27,851.52	5,322.29	0.00	33,173.81
0000303693	EXECUTIVE ADMINISTRATOR (DATE LAST EMPLOYED 15-FEB-13)	65,826.02	65,826.02	0.00	44,306.24	0.00	6,542.11	50,848.35
0000306036	FOREMAN TRACK & STRCT	52,104.00	52,104.00	0.00	54,671.63	24,749.42	0.00	79,421.05
0000318043	*SERVICEPERSON I	31,824.00	31,824.00	0.00	31,992.59	573.76	0.00	32,566.35
0000316415	*BUS OPERATOR	40,643.20	40,643.20	0.00	23,684.68	317.47	0.00	24,002.15
0000302962	*INSPECTOR	43,118.40	43,118.40	0.00	38,276.49	3,746.98	225.00	42,248.47
0000304113	*MATERIAL CONTROLLER	42,369.60	42,369.60	0.00	42,735.34	1,374.99	0.00	44,110.33
0000320035	*JOURNEYMAN ET-RAIL CAR MAINT	43,804.80	43,804.80	0.00	44,778.02	2,290.28	225.00	47,293.30
0000302929	*BUS OPERATOR	40,643.20	40,643.20	0.00	25,699.06	2,894.73	0.00	28,593.79
0000303716	SUPV BUS TRANSPORTATION	52,644.80	52,644.80	0.00	53,454.72	24,645.64	5,568.20	83,668.56
0000302698	*BUS OPERATOR	40,643.20	40,643.20	0.00	42,551.73	11,683.11	0.00	54,234.84
0000302161	SUPV CUSTOMER SERVICES CENTER	53,000.22	53,000.22	0.00	48,719.66	0.00	8,153.93	56,873.59
0000318740	SR EXECUTIVE ADMINISTRATOR (DATE LAST EMPLOYED 15-FEB-13)	69,117.36	69,117.36	0.00	46,255.68	0.00	1,595.02	47,850.70
0000323701	*SERVICEPERSON I (A)	34,008.00	32,281.60	-1,726.40	33,171.64	379.95	0.00	33,551.59
0000323946	SR REGIONAL PLANNER	70,076.50	70,076.50	0.00	70,077.12	0.00	0.00	70,077.12
0000328142	PROTECTIVE SPEC POLICE CADET	29,827.20	26,561.60	-3,265.60	28,077.21	6,230.20	1,433.44	35,740.85
0000316028	SUPT RAIL CAR MAINT	69,119.96	69,119.96	0.00	53,161.50	0.00	0.00	53,161.50
0000302013	*JOURNEYMAN ET-TRAIN CONTROL	43,804.80	43,804.80	0.00	46,213.52	22,326.30	225.00	68,764.82
0000303028	*SERVICEPERSON V (DATE LAST EMPLOYED 01-JUN-13)	43,118.40	43,118.40	0.00	42,093.78	3,404.91	0.00	45,498.69
0000304401	*JOURNEYMAN ET-RADIO MAINT	43,804.80	43,804.80	0.00	39,695.46	2,606.20	225.00	42,526.66
0000319030	*BUS OPERATOR	40,643.20	40,643.20	0.00	39,393.77	7,555.94	0.00	46,949.71
0000320107	TRANSIT POLICE OFFICER SR	52,686.40	54,787.20	2,100.80	52,466.35	25,228.70	4,002.14	81,697.19
0000303905	*JOURNEYMAN SUPPORT EQUIPMENT	43,804.80	43,804.80	0.00	47,929.91	5,157.08	225.00	53,311.99
0000306638	*BUS OPERATOR	40,643.20	40,643.20	0.00	44,376.15	29,826.11	148.90	74,351.16
0000316658	*RAIL OPERATOR	40,643.20	40,643.20	0.00	39,119.93	8,847.64	0.00	47,967.57
0000303021	SUPV RAIL YARD TOWER	52,686.40	52,686.40	0.00	53,041.02	3,266.31	5,293.97	61,601.30
0000303134	*STRUCTURAL INSPECTOR	43,118.40	43,118.40	0.00	46,951.75	14,949.00	0.00	61,900.75
0000322356	*TRAFFIC CHECKER	26,499.20	26,499.20	0.00	27,833.73	9,684.10	0.00	37,517.83
0000323247	*BUS OPERATOR	37,606.40	40,643.20	3,036.80	41,864.39	4,860.77	0.00	46,725.16

## MARTOC REPORT

EE NUMBER	TITLE	FY 12	FY 13	DIFFERENCE	REGULAR	OVERTIME	OTHER	TOTAL
		BASE SALARY	BASE SALARY	+/-	EARNINGS	EARNINGS	EARNINGS	EARNINGS
0000306640	*JOURNEYMAN ELEC POWER ELECT	43,804.80	43,804.80	0.00	44,718.30	5,409.84	225.00	50,353.14
0000306624	*RAIL OPERATOR	40,643.20	40,643.20	0.00	44,840.68	26,556.00	0.00	71,396.68
0000329787	CONTRACT PROFESSIONAL	78,000.00	78,000.00	0.00	39,540.00	0.00	0.00	39,540.00
0000305085	*BUS OPERATOR (DATE LAST EMPLOYED 01-FEB-13)	40,643.20	40,643.20	0.00	36,819.12	10,903.77	0.00	47,722.89
0000317324	*JOURNEYMAN SUPPORT EQUIPMENT	43,804.80	43,804.80	0.00	45,214.40	9,658.65	225.00	55,098.05
0000321221	TRANSIT POLICE OFFICER SR	50,668.80	52,686.40	2,017.60	48,718.09	14,256.39	2,026.40	65,000.88
0000320853	FOREMAN CUSTODIAL SERVICES	32,281.60	44,324.80	12,043.20	38,074.46	1,830.16	0.00	39,904.62
0000303296	*AA INSPECTOR	43,804.80	43,804.80	0.00	45,569.30	8,101.38	393.48	54,064.16
0000320590	*BUS OPERATOR	40,643.20	40,643.20	0.00	43,114.99	5,455.39	0.00	48,570.38
0000303095	*RAIL STATION CLEANER	28,412.80	28,412.80	0.00	30,429.84	10,654.80	0.00	41,084.64
0000305029	*APPRENTICE MECHANIC	36,920.00	39,603.20	2,683.20	38,235.90	79.88	0.00	38,315.78
0000306256	*AA INSPECTOR	43,804.80	43,804.80	0.00	45,808.11	8,513.60	225.00	54,546.71
0000302874	*RAIL OPERATOR	40,643.20	40,643.20	0.00	42,615.56	9,452.88	0.00	52,068.44
0000306145	SUPV RAIL LINE	48,048.00	48,048.00	0.00	48,279.00	10,145.56	6,468.00	64,892.56
0000327861	*BUS OPERATOR	28,454.40	31,491.20	3,036.80	29,659.47	2,825.22	0.00	32,484.69
0000305893	GEN SUPT RAIL LINE	71,282.38	76,729.12	5,446.74	73,587.06	0.00	9,406.21	82,993.27
0000304524	SUPV RAIL LINE	52,790.40	52,790.40	0.00	51,235.89	17,880.28	8,121.60	77,237.77
0000322235	*MOBILITY OPERATOR	27,414.40	28,766.40	1,352.00	26,963.39	17,988.40	0.00	44,951.79
0000322005	*JOURNEYMAN RAIL CAR MECHANIC	41,392.00	42,390.40	998.40	40,892.28	3,139.42	225.00	44,256.70
0000303047	*BUS OPERATOR	40,643.20	40,643.20	0.00	38,904.38	5,758.96	0.00	44,663.34
0000302047	*RAIL OPERATOR	40,643.20	40,643.20	0.00	42,757.72	14,589.49	0.00	57,347.21
0000327629	DIVISION DISPATCHER	28,454.40	48,048.00	19,593.60	28,157.42	1,459.04	0.00	29,616.46
0000304566	FARE COLLECTION ASST	28,450.50	30,225.00	1,774.50	29,830.38	3,115.78	1,128.38	34,074.54
0000302472	*TRACK MAINTAINER	43,118.40	43,118.40	0.00	45,454.05	9,281.94	0.00	54,735.99
0000322174	*BUS OPERATOR	28,454.40	28,454.40	0.00	27,473.71	1,868.22	0.00	29,341.93
0000320354	REVENUE OPERATIONS ANALYST II	51,304.50	51,304.50	0.00	51,304.67	0.00	0.00	51,304.67
0000329273	TRANSIT POLICE OFFICER	38,500.80	38,500.80	0.00	28,059.21	3,680.91	0.00	31,740.12
0000302893	RAIL SERVICES CONTROLLER	48,048.00	50,440.00	2,392.00	48,510.00	14,512.59	4,296.60	67,319.19
0000302709	*BUS OPERATOR	40,643.20	40,643.20	0.00	43,996.51	14,518.88	0.00	58,515.39
0000305631	*BUS OPERATOR	40,643.20	40,643.20	0.00	39,415.58	197.64	0.00	39,613.22
0000302664	*RAIL OPERATOR	40,643.20	40,643.20	0.00	39,196.68	1,135.83	0.00	40,332.51
0000303776	*BUS OPERATOR	40,643.20	40,643.20	0.00	41,285.66	12,144.46	0.00	53,430.12
0000305718	MGR AUDIT	82,772.56	82,772.56	0.00	82,772.89	0.00	20,693.21	103,466.10
0000304879	SUPV PARKING SERVICES	35,782.50	35,782.50	0.00	35,507.39	568.87	2,752.50	38,828.76
0000303365	*RAIL OPERATOR	40,643.20	40,643.20	0.00	43,371.35	14,594.18	0.00	57,965.53

## MARTOC REPORT

EE NUMBER	TITLE	FY 12	FY 13	DIFFERENCE	REGULAR	OVERTIME	OTHER	TOTAL
		BASE SALARY	BASE SALARY	+/-	EARNINGS	EARNINGS	EARNINGS	EARNINGS
0000322912	CONTRACT PROFESSIONAL (DATE LAST EMPLOYED 24-JAN-13)	0.00	0.00	0.00	34,125.00	0.00	0.00	34,125.00
0000305484	SR WARRANTY COORDINATOR (DATE LAST EMPLOYED 01-APR-13)	57,401.76	57,401.76	0.00	45,259.17	0.00	6,945.03	52,204.20
0000304960	RIDESTORE ASSISTANT	29,172.00	29,172.00	0.00	29,172.00	1,671.78	3,695.12	34,538.90
0000304065	*BUS OPERATOR	40,643.20	40,643.20	0.00	40,092.95	3,617.04	0.00	43,709.99
0000306875	CIVIL ENGINEER VI	84,189.04	84,189.04	0.00	84,189.98	0.00	0.00	84,189.98
0000304639	DIR TRAINING (DATE LAST EMPLOYED 01-MAY-13)	99,185.58	99,185.58	0.00	85,833.91	0.00	8,768.52	94,602.43
0000302593	SUPV BUS TRANSPORTATION	48,048.00	48,048.00	0.00	51,143.40	20,062.35	970.20	72,175.95
0000315279	*BUS OPERATOR	40,643.20	40,643.20	0.00	41,125.34	7,162.90	0.00	48,288.24
0000319677	MAINTENANCE PLANNER-RAIL	43,804.80	52,104.00	8,299.20	49,361.36	5,036.37	2,004.00	56,401.73
0000302359	RAIL SERVICES CONTROLLER	43,804.80	50,440.00	6,635.20	45,075.30	9,012.55	225.00	54,312.85
0000322969	TRANSIT POLICE OFFICER SR	45,032.00	46,841.60	1,809.60	45,655.36	22,432.72	4,508.62	72,596.70
0000317289	DEPARTMENT ADMINISTRATOR (DATE LAST EMPLOYED 22-FEB-13)	55,580.20	55,580.20	0.00	33,049.17	0.00	8,422.65	41,471.82
0000305182	SUPV CAR REPAIR INSPECTION	43,804.80	52,104.00	8,299.20	48,303.74	5,979.73	5,235.00	59,518.47
0000322042	*MOBILITY OPERATOR	27,414.40	28,766.40	1,352.00	26,604.31	20.75	0.00	26,625.06
0000317717	SUPV RAIL LINE	48,048.00	48,048.00	0.00	46,136.50	7,629.27	1,848.00	55,613.77
0000304718	*MOBILITY OPERATOR	30,409.60	30,409.60	0.00	31,041.92	1,655.77	0.00	32,697.69
0000303160	*AA INSPECTOR	43,804.80	43,804.80	0.00	48,119.46	23,352.96	225.00	71,697.42
0000329886	ELECTRICAL ENGINEER VI	80,205.32	80,205.32	0.00	37,017.91	0.00	0.00	37,017.91
0000322147	SUPV CAR REPAIR INSPECTION	52,104.00	52,104.00	0.00	51,064.44	3,519.55	4,208.40	58,792.39
0000303987	*RAIL OPERATOR	40,643.20	40,643.20	0.00	42,412.74	11,436.93	0.00	53,849.67
0000316210	TRANSIT POLICE OFFICER SR	54,787.20	54,787.20	0.00	51,692.25	26,353.22	6,927.42	84,972.89
0000322458	MEDIA SALES REP PT	0.00	0.00	0.00	20,101.40	2,115.00	0.00	22,216.40
0000329432	*JOURNEYMAN ET-RAIL CAR MAINT	41,080.00	41,080.00	0.00	27,507.67	733.23	225.00	28,465.90
0000318103	TRANSIT POLICE OFFICER SR	52,686.40	54,787.20	2,100.80	53,698.34	16,450.79	1,685.76	71,834.89
0000302831	INSURANCE SPECIALIST	50,251.50	50,251.50	0.00	50,251.59	0.00	3,285.95	53,537.54
0000302975	COST ANALYST	58,520.80	62,500.10	3,979.30	60,204.68	0.00	5,307.10	65,511.78
0000303667	*BUS DISPATCHER (BLOCKOUT)	41,662.40	41,662.40	0.00	44,638.74	6,249.36	0.00	50,888.10
0000323706	*BUS OPERATOR	37,606.40	40,643.20	3,036.80	36,241.17	2,600.10	0.00	38,841.27
0000327670	*JOURNEYMAN ET-TRAIN CONTROL	41,080.00	41,392.00	312.00	42,567.91	25,477.66	225.00	68,270.57
0000328833	*BUS OPERATOR	31,491.20	31,491.20	0.00	29,707.78	5,138.38	0.00	34,846.16
0000305495	SUPT SERVICE QUALITY	63,595.22	72,284.16	8,688.94	65,266.25	0.00	7,337.91	72,604.16
0000302395	*AA INSPECTOR	43,804.80	43,804.80	0.00	43,065.08	11,242.31	225.00	54,532.39
0000304288	TRANSIT POLICE SERGEANT (DATE LAST EMPLOYED 01-JUL-13)	65,936.00	65,936.00	0.00	66,157.90	31,264.13	3,043.20	100,465.23
0000304990	TRANSIT POLICE LIEUTENANT	74,609.60	80,308.80	5,699.20	70,173.17	20,661.23	11,820.89	102,655.29

## MARTOC REPORT

EE NUMBER	TITLE	FY 12 BASE SALARY	FY 13 BASE SALARY	DIFFERENCE +/-	REGULAR EARNINGS	OVERTIME EARNINGS	OTHER EARNINGS	TOTAL EARNINGS
0000327636	*BUS OPERATOR	28,454.40	31,491.20	3,036.80	31,284.69	3,094.69	0.00	34,379.38
0000303700	TRAIN CONTROL ENGINEER VI	68,995.16	77,568.92	8,573.76	73,612.24	0.00	9,484.39	83,096.63
0000303515	PLANNER COMM COMPTR & FARECOLL	52,686.40	52,686.40	0.00	52,913.71	354.62	4,686.05	57,954.38
0000306330	*BUS OPERATOR	40,643.20	40,643.20	0.00	32,865.91	3,857.28	0.00	36,723.19
0000304378	*BUS OPERATOR	40,643.20	40,643.20	0.00	21,911.82	1,514.54	0.00	23,426.36
0000306365	FARE COLLECTION ASST	28,879.50	28,879.50	0.00	29,064.78	333.23	111.08	29,509.09
0000318964	*RAIL STATION CLEANER	28,412.80	28,412.80	0.00	29,535.12	2,663.71	0.00	32,198.83
0000322158	SR WEB DEVELOPER	88,826.92	88,826.92	0.00	81,559.86	0.00	341.65	81,901.51
0000327140	MECHANICAL ENGINEER VI	81,660.80	81,660.80	0.00	82,519.21	0.00	314.08	82,833.29
0000306178	*ADMIN CLERK	31,699.20	31,699.20	0.00	30,932.63	41.84	0.00	30,974.47
0000304593	COST ANALYST	59,178.86	64,469.86	5,291.00	61,824.62	0.00	7,612.93	69,437.55
Total Number Of Employees								4166





# **APPENDIX**

## **2012 Audited Financial Statement**

**METROPOLITAN ATLANTA RAPID TRANSIT AUTHORITY**

**FINANCIAL STATEMENTS AND  
SUPPLEMENTAL SCHEDULE**

**And**

**Independent Auditors' Report**

**METROPOLITAN ATLANTA RAPID TRANSIT AUTHORITY**

**TABLE OF CONTENTS**

**INDEPENDENT AUDITORS' REPORT** ..... 1-2

**MANAGEMENT'S DISCUSSION AND ANALYSIS** ..... 3-9

**FINANCIAL STATEMENTS**

Statements of Net Assets ..... 10-11

Statements of Revenues, Expenses and Changes in Net Assets ..... 12

Statements of Cash Flows ..... 13

Notes to the Financial Statements ..... 14-45

**SUPPLEMENTAL SCHEDULE**

Schedule of Revenues and Expenses – Budget vs. Actual (Budget Basis) ..... 46

Notes to the Supplemental Schedule ..... 47



## **Independent Auditor's Report**

To the Board of Directors  
Metropolitan Atlanta Rapid Transit Authority

We have audited the accompanying statement of net assets of the Metropolitan Atlanta Rapid Transit Authority ("MARTA") as of June 30, 2012, and the related statements of revenues, expenses and change in net assets, and cash flows for the year then ended. These financial statements are the responsibility of MARTA's management. Our responsibility is to express an opinion on these financial statements based on our audit. We did not audit the financial statements of MARTA as of June 30, 2011. Those financial statements were audited by other auditors whose report dated March 12, 2012, expressed an unqualified opinion on those statements.

We conducted our audit in accordance with auditing standards generally accepted in the United States of America and the standards applicable to financial audits contained in *Government Auditing Standards*, issued by the Comptroller General of the United States. Those standards require that we plan and perform the audit to obtain reasonable assurance about whether the financial statements are free of material misstatement. An audit includes examining, on a test basis, evidence supporting the amounts and disclosures in the financial statements. An audit also includes assessing the accounting principles used and the significant estimates made by management, as well as evaluating the overall financial statement presentation. We believe that our audit provides a reasonable basis for our opinion.

In our opinion, the financial statements referred to above present fairly, in all material respects, the financial position of MARTA, as of June 30, 2012, and the changes in financial position and cash flows thereof for the year then ended in conformity with accounting principles generally accepted in the United States of America.

In accordance with *Government Auditing Standards*, we have also issued our report dated November 19, 2012, on our consideration of MARTA's internal control over financial reporting and on our tests of its compliance with certain provisions of laws, regulations, contracts, and grant agreements and other matters. The purpose of that report is to describe the scope of our testing of internal control over financial reporting and compliance and the results of that testing, and not to provide an opinion on internal control over financial reporting or on compliance. That report is an integral part of an audit performed in accordance with *Government Auditing Standards* and should be considered in assessing the results of our audit.

Accounting principles generally accepted in the United States of America require that the management's discussion and analysis on pages 3 through 9 be presented to supplement the basic financial statements. Such information, although not a part of the basic financial statements, is required by the Governmental Accounting Standards Board, who considers it to be an essential part of financial reporting for placing the basic financial statements in an appropriate operational, economic, or historical context. We have applied certain limited procedures to the required supplementary information in accordance with auditing standards generally accepted in the United States of America, which consisted of inquiries of management about the methods of preparing the information and comparing the information for consistency with management's responses to our inquiries, the basic financial statements, and other knowledge we obtained during our audit of the basic financial statements. We do not express an opinion or provide any assurance on the information because the limited procedures do not provide us with sufficient evidence to express an opinion or provide any assurance.

Our audit was conducted for the purpose of forming an opinion on MARTA's basic financial statements. The supplemental schedule of revenues and expenses, budget versus actual (budget basis) on pages 45 through 46 is presented for purposes of additional analysis and is not a required part of the basic financial statements. The supplemental schedule of revenues and expenses, budget versus actual (budget basis) is the responsibility of management and was derived from and relates directly to the underlying accounting and other records used to prepare the basic financial statements. The information has been subjected to the auditing procedures applied in the audit of the basic financial statements and certain additional procedures, including comparing and reconciling such information directly to the underlying accounting and other records used to prepare the financial statements or to the financial statements themselves, and other additional procedures in accordance with auditing standards generally accepted in the United States of America. In our opinion, the information is fairly stated in all material respects in relation to the financial statements as a whole.

*Chunyu Bekker of Holland, CPA*

Atlanta, Georgia  
November 19, 2012

## **MANAGEMENT'S DISCUSSION AND ANALYSIS**

(Unaudited) Dollars in Thousands

As management of the Metropolitan Atlanta Rapid Transit Authority (MARTA or the Authority), we offer readers of MARTA's basic financial statements this narrative overview and analysis of the financial activities of MARTA for the fiscal years ended June 30, 2012 and 2011. This discussion and analysis is designed to assist the reader in focusing on the significant financial issues and activities and to identify any significant changes in financial position. We encourage readers to consider the information presented here in conjunction with the financial statements as a whole. All amounts, unless otherwise indicated, are expressed in thousands of dollars.

MARTA was formed as a joint public instrumentality of the City of Atlanta and the counties of Fulton, DeKalb, Cobb, Clayton, and Gwinnett by action of the General Assembly of the State of Georgia (the MARTA Act) to design and implement a rapid transit system for the Atlanta metropolitan area. MARTA operates a bus and rapid rail transportation system and continues to develop and construct further improvements to its integrated bus/rail transportation system.

### **Overview of Financial Statements**

MARTA's financial statements are prepared on the accrual basis of accounting in accordance with accounting principles generally accepted in the United States of America as promulgated by the Governmental Accounting Standards Board (GASB). MARTA is structured as a single enterprise fund with revenues recognized when earned and measurable, not when they are received. Expenses are recognized when they are incurred, not when they are paid. Capital assets are capitalized and (except land) are depreciated over their useful lives. Many cash amounts are restricted for debt service and by state and federal regulations. See the Notes to the Financial Statements for a summary of MARTA's significant accounting policies.

Included in MARTA's financial statements are the Statements of Net Assets, the Statements of Revenues, Expenses and Changes in Net Assets, the Statements of Cash Flows, and the related notes.

The Statements of Net Assets presents information on all of MARTA's assets and liabilities, with the difference between the two reported as net assets. Over time, increases or decreases in net assets may serve as a useful indicator of whether the financial position of MARTA is improving or deteriorating.

The Statements of Revenues, Expenses and Changes in Net Assets presents information showing how MARTA's net assets changed during the most recent fiscal year. All changes in net assets are reported as soon as the underlying event giving rise to the change occurs, regardless of the timing of related cash flows. Thus, revenues and expenses are reported in this statement for some items that will only result in cash flows in future fiscal periods (e.g., uncollected sales taxes and earned but unused vacation leave).

The Statements of Cash Flows allows financial statement users to assess MARTA's adequacy or ability to generate sufficient cash flows to meet its obligations in a timely manner. The statement is classified into four categories: 1) Cash flows from operating activities, 2) Cash flows from non-capital financing activities, 3) Cash flows from capital and related financing activities, and 4) Cash flows from investing activities.

The notes to the financial statements provide additional information that is essential to a full understanding of the data provided in the basic financial statements.

**MANAGEMENT'S DISCUSSION AND ANALYSIS**  
(Unaudited) Dollars in Thousands

**Financial Position Summary**

Net assets may serve over time as a useful indicator of MARTA's financial position. MARTA's assets exceed liabilities by \$1.6 billion at June 30, 2012, an \$87 million decrease from June 30, 2011 when assets exceed liabilities by \$1.7 billion

The largest portion of MARTA's net assets each year, 50% and 54% as of June 30, 2012 and 2011, respectively, represents its investment in capital assets (e.g., land, rail system, buildings and transportation equipment) less any related outstanding debt used to acquire those assets. MARTA uses these capital assets to provide services to its customers; consequently, these assets are not available for future spending. Although MARTA's investment in its capital assets is reported net of related debt, it should be noted that the resources to repay this debt must be provided from other sources, since the capital assets themselves cannot be used to liquidate these liabilities.

The following table presents a condensed summary of net assets:

	<b>2012</b>	<b>2011</b>	<b>2010</b>
<b>ASSETS:</b>			
Current and Other Assets	\$1,025,232	\$ 981,904	\$1,083,778
Capital Assets	<u>3,078,070</u>	<u>3,158,340</u>	<u>3,272,708</u>
Total Assets	<u>4,103,302</u>	<u>4,140,244</u>	<u>4,356,486</u>
<b>LIABILITIES:</b>			
Long-term Debt	1,891,457	1,630,427	1,691,104
Current and Other Liabilities	<u>616,716</u>	<u>827,251</u>	<u>815,870</u>
Total Liabilities	<u>2,508,173</u>	<u>2,457,678</u>	<u>2,506,974</u>
<b>NET ASSETS:</b>			
Invested in Capital Assets			
Net of Debt	795,754	914,578	987,068
Restricted	767,843	717,411	709,606
Unrestricted	<u>31,532</u>	<u>50,577</u>	<u>152,838</u>
<b>TOTAL NET ASSETS</b>	<u>\$1,595,129</u>	<u>\$1,682,566</u>	<u>\$1,849,512</u>

An additional portion of MARTA's net assets, 48% and 43% as of June 30, 2012 and 2011, respectively, represents resources that are subject to external restrictions on how they can be used under bond resolutions, lease agreements, and state and federal regulations. The remaining unrestricted net assets, 2% and 3% as of June 30, 2012 and 2011, respectively, may be used to meet any of MARTA's ongoing obligations.

At the end of the current fiscal year, MARTA is able to report positive balances in all categories of net assets. The same situation held true for the prior fiscal years.



**MANAGEMENT'S DISCUSSION AND ANALYSIS**  
(Unaudited) Dollars in Thousands

**Financial Operations Highlights**

MARTA is a single enterprise fund providing public transportation. MARTA provides direct benefits to its users as well as substantial indirect benefits to the public at large (e.g., decreased traffic congestion, decreased need for road construction and maintenance, decreased need for parking, decreased air pollution levels, increased availability of transportation for low-income citizens). Therefore, the user charges are intended to finance only a portion of the cost of providing these services with additional proceeds obtained from the collections of sales and use tax under the Rapid Transit Contract and Assistance Agreement with the City of Atlanta and the Counties of Fulton and DeKalb, and Federal Subsidies. The tax is levied at a rate of 1% until June 30, 2047, and .5% thereafter. See Note 4 of the Notes to the Financial Statements.

The MARTA Act places certain requirements on the rates that MARTA can charge for transportation services provided. The rates charged to the public for transportation services must be such that the total transit related revenues are no less than 35% of the operating costs, exclusive of depreciation and amortization, and other costs and charges as provided in the Act, of the preceding or prior fiscal year.

Under provisions of amendments to the MARTA Act, revenues, except the sales and use tax, are included in transit related revenues for purposes of this calculation. Transit related revenues were 68.3% and 53.4% of operating costs of the previous fiscal year as defined under the MARTA Act for the years ended June 30, 2012 and 2011, respectively.

The following table presents the summary of changes in net assets:

	<b>2012</b>	<b>2011</b>	<b>2010</b>
Operating Revenues	\$ 144,164	\$ 127,229	\$ 122,291
Operating Expenses	641,868	632,766	630,392
Operating Loss	(497,704)	(505,537)	(508,101)
Nonoperating Revenues (Expenses) - net	370,399	311,838	370,261
Capital Grants	39,868	26,753	34,192
Decrease in Net Assets	<u>\$ (87,437)</u>	<u>\$ (166,946)</u>	<u>\$ (103,648)</u>

In fiscal year 2012, operating revenues increased by \$16.9 million and operating expenses increased by \$9.1 million, which resulted in an overall decrease in the operating loss of \$ 7.8 million from the previous year.

**MANAGEMENT'S DISCUSSION AND ANALYSIS**  
(Unaudited) Dollars in Thousands

Since 2001, Management has used measured steps to reign in controllable labor costs and expenses through administrative wage freezes and furloughs, increased benefit cost sharing, and lastly, service cutbacks and modifications. The use of these measures varies each year as MARTA works to keep its base of customers and employees. In 2010, MARTA implemented numerous service modifications. The service modifications are one of several measures MARTA implemented to address an extremely challenging financial period. The service adjustments represent one of the largest service modifications ever implemented by the Authority. In 2011, MARTA implemented reductions in bus service, rail service and customer service call center hours. MARTA also closed Ridestores and reduced the availability of restrooms to the public. With cost reductions, new avenues to generate additional revenue were also implemented in 2011. MARTA introduced new beverage and vending machines at numerous stations. The concessions and vending program will provide customers with new amenities to enjoy and will help MARTA generate additional revenue. In 2012, MARTA focused on increasing productivity and efficiencies while reducing cost. As such, MARTA continued its cost containment measures to ensure riders receive the best service at an affordable fare. MARTA eliminated the non-represented based merit increases, improved represented employee availability, and reduced Non-labor.

**MANAGEMENT'S DISCUSSION AND ANALYSIS**  
(Unaudited) Dollars in Thousands

The following table presents a summarized breakout of MARTA's revenues, expenses and changes in net assets:

	2012	2011	2010
<b>Summary of Revenues</b>			
<b>Operating</b>			
Fare Revenues	\$ 132,870	\$ 115,828	\$ 109,546
Other Revenues	11,294	11,401	12,745
Total Operating Revenues	144,164	127,229	122,291
<b>Nonoperating</b>			
Sales and Use Tax	340,945	319,850	307,525
Federal Revenues	70,576	85,777	100,960
Investment Income	833	1,272	2,181
Net Capital Lease Transaction Activity	51,745	(11,820)	50,561
Other Revenues	12,938	12,799	10,829
Loss on Sale of Property and Equipment	(113)	(1,260)	(171)
Total Nonoperating Revenues	476,924	406,618	471,885
<b>Total Revenues</b>	621,088	533,847	594,176
<b>Summary of Expenses</b>			
<b>Operating</b>			
Transportation	186,144	183,875	180,360
Maintenance and Garage Operations	146,672	146,844	146,875
General and Administrative	78,660	79,743	76,125
Depreciation	230,392	222,304	227,032
Total Operating Expenses	641,868	632,766	630,392
<b>Nonoperating</b>			
Interest Expense	70,334	73,381	74,205
Interest Expense Capitalized	(542)	(305)	(241)
Amortization of Financing Related Changes and Income from Derivative Activity	(5,639)	(5,426)	(4,880)
Loss on Investment Derivatives	(8,977)	(7,569)	(6,429)
Other Nonoperating Expenses	51,349	34,699	38,969
Total Nonoperating Expenses	106,525	94,780	101,624
<b>Total Expenses</b>	748,393	727,546	732,016
<b>Loss Before Capital Contributions</b>	(127,305)	(193,699)	(137,840)
Capital Grants	39,868	26,753	34,192
<b>Decrease in Net Assets</b>	(87,437)	(166,946)	(103,648)
<b>Net Assets, July 1</b>	1,682,566	1,849,512	1,971,241
<b>Cumulative Effect of Restatement</b>	-	-	(18,081)
<b>Net Assets, June 30</b>	\$ 1,595,129	\$ 1,682,566	\$ 1,849,512

Net assets decreased by \$87.4 million in 2012 after decreasing by \$167 million in 2011. Both operating and nonoperating expenses continue to exceed incoming revenues. As a result, management used cash reserves to cover the gap.

**MANAGEMENT'S DISCUSSION AND ANALYSIS**  
(Unaudited) Dollars in Thousands

MARTA had a 15% increase in passenger revenue from 2011 to 2012, and a 6% increase in passenger revenue from 2010 to 2011. The growth in 2012 is directly related to the fare increase implemented in October 2011. Due to stagnant sales tax growth, as well as the future revenue estimates, MARTA modified its fare structure by raising its regular, discounted, and mobility fares.

In 2012, MARTA's other operating revenues decreased by \$107 thousand or 1%. Included in other operating revenues are advertising, Transit Oriented Development Lease (TOD), and alternative fuel tax revenues.

In 2012, MARTA's largest component of nonoperating revenues, sales and use tax, was up from 2011 by \$21 million or 7%. The largest growth was in capital lease revenue by \$63 million. This growth resulted from an increase in market value of investments in securities. Overall, nonoperating revenues increased by \$70 million; a 17% change from 2011.

The 2012 operating expenses increased by \$9.1 million from 2011, primarily due to an increase in depreciation expense. The 2012 nonoperating expenses increased by \$11.7 million from 2011; this was a result of the growth in general and administrative expenses related to capital projects.

**Capital Acquisitions and Construction Activities**

In 2012, MARTA expended \$147,973 on capital activities. The expenditures were primarily for the replacement, rehabilitation, and enhancement of facilities and equipment required to support transit operations, regulatory requirements, and system safety. The net change in capital assets, including changes in accumulated depreciation and retirements was \$(80,270), \$(114,368) and \$(87,779) as of June 30, 2012, 2011 and 2010 respectively. Additional information on MARTA's debt and capital asset activity and commitments can be found in Notes 6 and 7 of the Notes to the Financial Statements.

The following table summarizes MARTA's investment in capital assets, net of related debt:

	<b>2012</b>	<b>2011</b>	<b>2010</b>
<b>Capital Assets</b>			
Property and Equipment	\$ 3,078,070	\$ 3,158,340	\$ 3,272,708
<b>Capital Debt</b>			
Current maturities of Bonds and Notes	51,035	287,860	283,370
Noncurrent maturities of Bonds	1,840,422	1,567,567	1,632,734
Capital Lease Obligations	390,859	388,335	369,536
	<u>2,282,316</u>	<u>2,243,762</u>	<u>2,285,640</u>
<b>Capital Assets, Net of Debt</b>	<u>\$ 795,754</u>	<u>\$ 914,578</u>	<u>\$ 987,068</u>

## **MANAGEMENT'S DISCUSSION AND ANALYSIS**

(Unaudited) Dollars in Thousands

### **Long Term Debt Administration**

MARTA issues Sales and Use Tax Revenue Bonds and Bond Anticipation Notes Commercial Paper to raise capital funds for construction and expansion, and rehabilitation of the transit system. During fiscal year 2005, MARTA initiated its commercial paper program in the form of Bond Anticipation Notes to provide flexibility and optimization to the issuance of debt. MARTA's management believes this will provide for the timelier issuance of long-term debt. The bonds and notes are payable from and secured by a first, second and third lien on sales and use tax receipts.

The Bonds carry debt ratings of A1 by Moody's Investors Service and AA+ by Standard and Poor's. The notes bear underlying ratings of P-1 by Moody's and A-1 by Standard & Poor's. MARTA's total bond debt outstanding was \$1,891,457, \$1,855,427 and \$1,916,104 as of June 30, 2012, 2011 and 2010, respectively.

### **Economic Condition and Outlook**

The current economy in the state of Georgia is similar to the economy throughout the rest of the country, but with a lag period. Unemployment has decreased slightly but is bouncing between eight and nine percent; the housing market is still rather unstable but is showing growth of 37% in housing permits with the majority in multi-family housing. Housing prices have stabilized with some areas experiencing slight price increases, but small businesses that use home equity as a source of capital is still being heavily impacted.

Consumer confidence, which drives consumer spending, has increased slightly, but continues to fluctuate. MARTA's largest revenue source, Sales Tax Revenue, is directly related to consumer spending. MARTA's 2012 Sales Tax Revenue was up from 2011 by \$21.0 million or 7%. Current sales tax forecasts show positive growth of .5% in 2013 and 2.5% in 2014.

The prognosis for the next 12 to 18 months is slow growth. While the recession may be over, the recovery continues to be atypical. It is anticipated that Metro Atlanta will continue to see slight job gains, slight increases in tax revenue, slight increases in housing new starts, and slight decreases to unemployment. This presents overall slow growth in the economy over current conditions.

### **Request for Information**

This financial report is designed to provide a general overview of MARTA's finances for all those with an interest in its finances. Questions concerning any of the information provided in this report or request for additional financial information should be addressed to the Chief Financial Officer, Metropolitan Atlanta Rapid Transit Authority, 2424 Piedmont Road, N.E., Atlanta, GA 30324-3330.

**METROPOLITAN ATLANTA RAPID TRANSIT AUTHORITY**  
**Statements of Net Assets**  
**June 30, 2012 and 2011**  
Dollars in Thousands

	<b>2012</b>	<b>2011</b>
<b>Assets</b>		
<b>Current Assets:</b>		
Cash and Cash Equivalents <sup>(Note 2)</sup>	\$ 46,887	\$ 47,250
Investments <sup>(Note 2)</sup>	54,035	86,202
Material and Supplies Inventories	26,174	35,132
Sales Tax Receivables, Prepayments and Other	105,867	68,291
Total Unrestricted Current Assets	<u>232,963</u>	<u>236,875</u>
Restricted Investments <sup>(Notes 2 and 3)</sup>	118,574	62,860
Current portion, Investment held to pay Capital Lease <sup>(Notes 2 and 3)</sup>	3,883	6,266
Total Restricted Current Assets	<u>122,457</u>	<u>69,126</u>
Total Current Assets	<u>355,420</u>	<u>306,001</u>
<b>Noncurrent Assets:</b>		
Restricted Investments <sup>(Notes 2 and 3)</sup>	175,203	243,737
Investment held to pay Capital Lease Obligations <sup>(Notes 2 and 3)</sup>	481,099	424,447
Investment Derivatives <sup>(Notes 1 - 3 and 8)</sup>	(10,780)	(19,757)
Total Restricted Non Current Assets	<u>645,522</u>	<u>648,427</u>
Capital Assets: <sup>(Note 6)</sup>		
Land, non-depreciable	555,668	553,356
Rail System and Buildings	3,289,889	3,225,958
Transportation Equipment	1,214,610	1,212,392
Other	1,071,271	1,030,395
Less Accumulated Depreciation	<u>6,131,438</u>	<u>6,022,101</u>
	(3,361,744)	(3,139,102)
Construction in Progress, non-depreciable	2,769,694	2,882,999
	<u>308,376</u>	<u>275,341</u>
Capital Assets - Net	<u>3,078,070</u>	<u>3,158,340</u>
Other Noncurrent Investments <sup>(Note 2)</sup>	10,000	10,000
Bond Issue Costs - Net	9,794	8,300
Deferred Outflow of Resources from Hedging <sup>(Notes 1 and 8)</sup>	3,571	7,606
Derivative Asset <sup>(Notes 1 and 8)</sup>	25	680
Other	900	890
Total Noncurrent Assets	<u>3,747,882</u>	<u>3,834,243</u>
Total Assets	<u>\$4,103,302</u>	<u>\$4,140,244</u>

The accompanying notes are an integral part of these financial statements.

**METROPOLITAN ATLANTA RAPID TRANSIT AUTHORITY**  
**Statements of Net Assets - Continued**  
**June 30, 2012 and 2011**  
Dollars in Thousands

	<b>2012</b>	<b>2011</b>
<b>Liabilities and Net Assets</b>		
<b>Current Liabilities:</b>		
Payable from NonRestricted Assets:		
Accounts and Contracts Payable	\$ 58,893	\$ 42,519
Salaries and Employee Benefits <sup>(Notes 11 and 12)</sup>	23,338	19,232
Self-Insurance Accruals <sup>(Note 13)</sup>	14,771	13,581
Other Current Liabilities	4,447	3,845
Total Current Liabilities Payable from NonRestricted Assets	101,449	79,177
Payable from Restricted Assets:		
Current Maturities of Sales Tax Revenue Bonds <sup>(Note 7)</sup>	51,035	62,860
Commercial Papers <sup>(Note 7)</sup>	-	225,000
Accrued Interest	34,892	34,950
Due to Federal Transportation Administration	135	142
Current Maturities of Obligations Under Capital Leases <sup>(Note 10)</sup>	3,749	6,086
Total Current Liabilities Payable from Restricted Assets	89,811	329,038
Total Current Liabilities	191,260	408,215
<b>Noncurrent Liabilities:</b>		
Sales Tax Revenue Bonds, Less Current Maturities, Unamortized Discount and Deferred Loss on Refunding <sup>(Note 7)</sup>	1,840,422	1,567,567
Noncurrent Self Insurance Accruals <sup>(Note 13)</sup>	19,576	17,419
Deferred Revenue <sup>(Notes 8 and 14)</sup>	66,209	73,942
Obligations Under Capital Leases <sup>(Note 10)</sup>	387,110	382,249
Deferred Inflows of Resources from Hedging <sup>(Notes 1 and 8)</sup>	25	680
Derivative Liability - Interest Rate Swap <sup>(Notes 1 and 8)</sup>	3,571	7,606
Total Noncurrent Liabilities	2,316,913	2,049,463
Total Liabilities	2,508,173	2,457,678
<b>Net Assets</b>		
Invested in Capital Assets, net of Related Debt	795,754	914,578
Restricted for debt service	125,935	156,927
Restricted for Investment Derivative	(10,780)	(19,757)
Restricted for other projects	36,564	37,859
Restricted for capital projects	131,142	111,669
Restricted for capital leases	484,982	430,713
Unrestricted	31,532	50,577
Total Net Assets	\$ 1,595,129	\$ 1,682,566

The accompanying notes are an integral part of these financial statements.

**METROPOLITAN ATLANTA RAPID TRANSIT AUTHORITY**  
**Statements of Revenues, Expenses**  
**and Changes in Net Assets**  
**For the Years Ended June 30, 2012 and 2011**  
Dollars in Thousands

	<b>2012</b>	<b>2011</b>
<b>Operating Revenues:</b>		
Fare Revenues <sup>(Note 5)</sup>	\$ 132,870	\$ 115,828
Other Revenues	11,294	11,401
Total Operating Revenues	144,164	127,229
<b>Operating Expenses:</b>		
Transportation	186,144	183,875
Maintenance and Garage Operations	146,672	146,844
General and Administrative	78,660	79,743
Depreciation	230,392	222,304
Total Operating Expenses	641,868	632,766
<b>Operating Loss</b>	<b>(497,704)</b>	<b>(505,537)</b>
<b>Nonoperating Revenues (Expenses):</b>		
Sales and Use Tax <sup>(Notes 1 and 4)</sup>	340,945	319,850
Federal Revenues	70,576	85,777
Investment Income	833	1,272
Net Capital Lease Transaction Activity <sup>(Note 10)</sup>	51,745	(11,820)
Other Revenues	12,938	12,799
Loss on Sale of Property and Equipment	(113)	(1,260)
Interest Expense	(70,334)	(73,381)
Interest Expense Capitalized	542	305
Amortization of Financing Related Charges and Income from Derivative Activity	5,639	5,426
Other NonOperating Expenses	(51,349)	(34,699)
Gain on Investment Derivatives <sup>(Note 1)</sup>	8,977	7,569
	370,399	311,838
<b>Loss Before Capital Contributions</b>	(127,305)	(193,699)
<b>Capital Grants</b>	39,868	26,753
<b>Net Assets</b>		
Decrease in Net Assets	(87,437)	(166,946)
Net Assets, July 1	1,682,566	1,849,512
Net Assets, June 30	<b>\$ 1,595,129</b>	<b>\$ 1,682,566</b>

The accompanying notes are an integral part of these financial statements.



**METROPOLITAN ATLANTA RAPID TRANSIT AUTHORITY**  
**Statements of Cash Flows**  
**For the Years Ended June 30, 2012 and 2011**  
Dollars in Thousands

	<b>2012</b>	<b>2011</b>
<b>Cash Flows from Operating Activities:</b>		
Cash Received from Providing Services	\$ 141,109	\$ 122,709
Cash Paid to Suppliers	(194,419)	(209,783)
Cash Paid to Employees	(225,917)	(221,530)
Net Cash Used by Operating Activities	(279,227)	(308,604)
<b>Cash Flows from Noncapital Financing Activities:</b>		
Sales and Use Tax Collections	339,156	319,229
Federal Operating Subsidy	33,941	103,851
Net Cash Provided by Noncapital Financing Activities	373,097	423,080
<b>Cash Flows from Capital and Related Financing Activities:</b>		
Proceeds from Issuance of Bond and Debt Related Derivative Receipts	103,035	3,953
Repayment of Bond Payable	(62,860)	(58,370)
Capital Contributions	39,868	26,753
Interest Paid on Revenue Bonds	(70,392)	(75,088)
Acquisition and Construction of Capital Assets	(149,703)	(108,861)
Net Cash Used by Capital and Related Financing Activities	(140,052)	(211,613)
<b>Cash Flows from Investing Activities:</b>		
Purchases of Investments	(2,028,324)	(1,971,475)
Processed from Sales and Maturities of Investments	2,073,310	2,093,063
Interest Received on Investments	833	1,272
Net Cash Provided by Investing Activities	45,819	122,860
<b>Net Increase (Decrease) in Cash and Cash Equivalents</b>	<b>(363)</b>	<b>25,723</b>
<b>Cash and Cash Equivalents, Beginning of Year</b>	<b>47,250</b>	<b>21,527</b>
<b>Cash and Cash Equivalents, End of Year</b>	<b>\$ 46,887</b>	<b>\$ 47,250</b>
<b>Reconciliation of Operating Income to Net Cash Used by Operating Activities:</b>		
Operating Loss	\$ (497,704)	\$ (505,537)
Other Revenues and (Expenses)	(38,411)	(21,900)
Adjustments to Reconcile Operating Loss to Net Cash Used by Operating Activities:		
Depreciation	230,392	222,304
Changes in Assets and Liabilities:		
Materials and Supplies Inventories	8,958	(844)
Prepayments and Other	848	241
Current Liabilities and Due Federal Transportation Administration	24,423	6,092
Deferred Revenue	(7,733)	(8,960)
Net Cash Used by Operating Activities	<u>\$ (279,227)</u>	<u>\$ (308,604)</u>
<b>Noncash Investing, Capital and Financing Activities:</b>		
Amortization of Bond Issuance Costs and Other Related Expenses	\$ 5,639	\$ 5,426
Increase in Fair Value of Investments	80,247	332
Net Noncash Investing, Capital and Financing Activities	<u>\$ 85,886</u>	<u>\$ 5,758</u>

The accompanying notes are an integral part of these financial statements.

## METROPOLITAN ATLANTA RAPID TRANSIT AUTHORITY

### Notes to the Financial Statements

June 30, 2012 and 2011

Dollars in Thousands

#### 1. SUMMARY OF SIGNIFICANT ACCOUNTING POLICIES

**Basis of Presentation** - The Metropolitan Atlanta Rapid Transit Authority (MARTA or the Authority) was formed as a joint public instrumentality of the City of Atlanta and the counties of Fulton, DeKalb, Cobb, Clayton, and Gwinnett by action of the General Assembly of the State of Georgia (the MARTA Act) to design and implement a rapid transit system for the Atlanta metropolitan area. MARTA operates a bus and rapid rail transportation system and continues to develop and construct further improvements to its integrated bus/rail transportation system.

In order to measure the costs of providing mass transportation services, the revenues from those services and required subsidies, MARTA has adopted the accounting principles and methods appropriate for a governmental enterprise fund. In accordance with accounting standards applicable to enterprise funds, MARTA has elected not to apply pronouncements issued by the Financial Accounting Standards Board after November 30, 1989. This complies with the MARTA Act and Sales Tax Bond Trust Indenture legal requirements that all accounting systems and records, auditing procedures and standards, and financial reporting shall conform to generally accepted principles of governmental accounting. The following is a summary of the more significant accounting policies of the Authority:

**Reporting Entity** - MARTA is a municipal corporation governed by a twelve member board of directors. As defined by the Governmental Accounting Standards Board (GASB), the financial reporting entity is comprised of the primary government and its component units. The primary government includes all departments and operations of MARTA, which are not legally separate organizations. Component units are legally separate organizations, which are fiscally dependent on MARTA or for which MARTA is financially accountable, or which raises and holds economic resources for the direct benefit of MARTA. An organization is fiscally dependent if it must receive MARTA's approval for its budget, levying of taxes or issuance of debt. MARTA is financially accountable for an organization if it appoints a majority of the organization's board, and either a) has the ability to impose its will on the organization or b) there is the potential for the organization to provide a financial benefit to or impose a financial burden on MARTA. The reporting entity of MARTA consists solely of the primary government. MARTA has no component units.

MARTA is a jointly governed organization. Of its twelve member board, three members are appointed by Fulton County, four members by DeKalb County, and three members by the City of Atlanta. In addition, the Commissioner of the State Department of Transportation and the Executive Director of the Georgia Regional Transportation Authority serve as *ex-officio* members of the Board. None of the participating governments appoint a majority of MARTA's Board and none have an ongoing financial interest or responsibility. None of the participating governments had any significant financial transactions with MARTA during fiscal years ended June 30, 2012 or 2011.

**Basis of Accounting** - The accompanying basic financial statements are reported using the *economic resources measurement focus* on the *accrual basis of accounting*, under which revenues are recognized when earned and measurable and expenses are recognized when they are incurred, if measurable.

**Cash and Cash Equivalents** - MARTA considers all highly liquid debt securities with an original maturity of no more than three months at date of purchase to be cash equivalents except repurchase agreements and restricted investments, which are classified as investments.

**METROPOLITAN ATLANTA RAPID TRANSIT AUTHORITY**  
**Notes to the Financial Statements**

**June 30, 2012 and 2011**

Dollars in Thousands

**1. SUMMARY OF SIGNIFICANT ACCOUNTING POLICIES (CONTINUED)**

**Investments** - MARTA carries all investments at fair value based on quoted market prices. Guaranteed investment contracts, which are considered non-participating, are reported at amortized cost, U.S. Treasury and Agency obligations are reported at amortized cost if MARTA acquires them within one year of maturity. Investments in the State of Georgia Fund 1, a local government investment pool managed by the state of Georgia, Office of the State Treasurer, represent ownership of a portion of a large pool of investments. The pooled investments are not registered with the Securities and Exchange Commission (SEC), but are managed in a manner consistent with SEC's Rule 2a7 of the Investment Company Act of 1940. Accordingly, MARTA's investment in the Georgia Fund 1 has been determined based on the pool's share price as adjusted to market.

**Investments Held to Pay Capital Lease Obligations** - To fund certain future obligations under capital leases resulting from various Lease-in/Lease-out (LLO) transactions MARTA has invested funds in government agency bonds and notes, and guaranteed investment contracts. The maturities of these investments have been tied to the payment dates identified in the underlying LLO agreements.

**Derivative Financial Instruments** - Derivative financial instruments are carried at fair value on the statements of net assets. A hedging derivative instrument significantly reduces financial risk by substantially offsetting the changes in cash flows or fair values of the item the derivative is associated with. The annual changes in the fair value of a hedging derivative instrument are reported as deferred inflows and deferred outflows on the statements of net assets if meeting the requirements of an effective hedge. Derivative instruments not designated as an accounting hedge are classified as an investment derivative. Changes in fair values of investment derivative instruments, including hedging derivative instruments that are determined to be ineffective, are reported as nonoperating revenues (expenses) on the statements of revenues, expenses and changes in net assets. See Note 8 for further information on these instruments.

**Inventories** - Materials (principally maintenance parts) and supplies inventories are stated at average cost and accounted for on the consumption method.

**Capital Assets** - Capital assets are carried at cost and depreciated using the straight-line method based on the estimated useful lives of the related assets, as follows:

Rail system and buildings	5-50 years
Transportation equipment	5-20 years
Other property and equipment	4-20 years

MARTA uses a three hundred-dollar capitalization threshold for its capital assets. Donated properties are stated at their fair value on the date donated. When assets are sold or retired, the cost of the asset and related accumulated depreciation is removed from the accounts and the resulting gain or loss, if any, is charged to non-operating revenue or expense.

Ordinary maintenance and repairs are charged to expense as incurred, while property additions and betterments are capitalized. MARTA capitalizes, as a cost of its constructed assets, the interest expense based upon the weighted average cost of borrowings of MARTA.

## METROPOLITAN ATLANTA RAPID TRANSIT AUTHORITY

### Notes to the Financial Statements

June 30, 2012 and 2011

Dollars in Thousands

#### 1. SUMMARY OF SIGNIFICANT ACCOUNTING POLICIES (CONTINUED)

**Deferred Revenue** - Includes the remaining unamortized balance of the deferred amounts from the lease/leaseback arrangements of certain rail cars and rail lines in 2002, 2003, 2004, 2005, 2006 and 2007. The deferred gains are being amortized over the remaining lives of the respective leases on a straight-line basis. It also includes the upfront cash received from the 2004 interest basis swap agreements, the upfront cash received from the 2007 forward delivery agreement, and the remediation net benefit in 2009, all of which are being amortized over the life of the related agreements.

**Recently Issued Statements of Governmental Accounting Standards** - Governmental Accounting Standards Board ("GASB") Statement No. 63, *Financial reporting of Deferred Outflows of Resources*, *Deferred Inflows of Resources and Net Position*, is effective for MARTA's fiscal year ending June 30, 2013. The intent of this Statement is to improve financial reporting by standardizing the presentation of deferred outflows of resources and deferred inflows of resources and their effects on a government's net position. This Statement requires a retroactive reclassification of MARTA's Statement of Net Assets and balance sheet information, if practical, for all prior periods presented. MARTA has not yet fully determined the impact of adopting this Statement.

**GASB Statement No.64, *Derivative Instruments: Application of Hedge Accounting Termination Provisions*** – an amendment of GASB Statement No. 53, is effective for MARTA's fiscal year ending June 30, 2014. The objective of this Statement is to clarify whether an effective hedging relationship continues after the replacement of a swap counterparty or a swap counterparty's credit support provider. The impact of this pronouncement on MARTA's financial statements is contingent upon the occurrence of such an event at which time the Statement would be applicable.

**GASB Statement No. 65, *Items Previously Reported as Assets and Liabilities***, is effective for MARTA's fiscal year ending June 30, 2013. The intent of this Statement is to identify deferred outflows and inflows that are to be separated from assets and liabilities under GASB Statement No. 63 and provide for immediate recognition of certain costs and fees. This standard also provides financial reporting guidance related to the impact of the financial statement elements deferred outflows of resources and deferred inflows of resources, such as changes in the determination of the major fund calculations and limiting the use of the term deferred in financial statement presentations. MARTA has not determined the impact of adopting this Statement.

**GASB Statement No. 67, *Financial Reporting for Pension Plans*** - an amendment of GASB Statement No. 25, is effective for MARTA's fiscal year ending June 30, 2014. This Statement replaces the requirements of Statements No. 25 and No. 50, as they relate to pension plans that are administered through trusts or equivalent arrangements that meet certain criteria.

## METROPOLITAN ATLANTA RAPID TRANSIT AUTHORITY

### Notes to the Financial Statements

June 30, 2012 and 2011

Dollars in Thousands

#### 1. SUMMARY OF SIGNIFICANT ACCOUNTING POLICIES (CONTINUED)

The Standard provides for financial statements to be presented in accordance with Statement No. 63, which separates the deferred inflows and outflows and arrives at a net position, and requires disclosure of the pension plan's fiduciary net position, net pension liability, the pension plan's fiduciary net position as a percentage of total pension liability, and related assumptions used to calculate the pension liability. The standard also provides for presentation of required supplementary information for each of the ten most recent fiscal years, including the sources of changes in the net pension liability and information about the components of the liability and related ratios. MARTA has not determined the impact of adopting this Statement.

GASB Statement No. 68, *Accounting and Financial Reporting for Pensions - an amendment of GASB Statement No. 27*, is effective for MARTA fiscal year ending June 30, 2015. This Statement replaces the requirements of Statements No. 27 and No. 50 as they relate to pensions that are provided through pension plans administered as trusts or equivalent arrangements that meet certain criteria. The standard requires government employers to recognize as a liability, for the first time, their long-term obligation for pension benefits. The employer liability is to be measured as the difference between the present value of projected benefit payments to be provided through the pension plan for past periods of service less the amount of the pension plan's fiduciary net position, with obligations for employers with cost sharing plans based on their proportionate share of contributions to the pension plan. The standard also requires more immediate recognition of annual service cost, interest and changes in benefits for pension expense, specifies requirements for discount rates and actuarial methods and changes disclosure requirements. MARTA has not determined the impact of adopting this Statement.

**Bond Proceeds, Discount, Issue Costs, and Losses on Refundings** - Proceeds from the issuance of Sales Tax Revenue Bonds are initially deposited with the Bond Trustee in a Construction Fund as required by the Trust Indenture between MARTA and the Trustee. MARTA requisitions the funds as needed for construction of the transit system.

Bond discount and issue costs are amortized using the bond outstanding method, over the term of the related debt. Losses on debt refundings are deferred and amortized over the shorter of the life of the refunded debt or the new debt, principally using the bond outstanding method.

**Fare Revenues** - Passenger fares are recorded as revenue at the time services are performed.

**Subsidies and Grants** - MARTA receives grant funds from the Federal Transportation Administration (FTA) for a substantial portion of its capital acquisitions. Assets acquired in connection with capital grant funds are included in capital assets. These grants generally require a local funding match by MARTA at a stipulated percentage of total project costs. Capital grant agreements with FTA provide for FTA holding a continuing interest in properties acquired and restricting the use of such properties to providing mass transportation services.

Grants for capital asset acquisition, facility development, and rehabilitation are reported in the Statements of Revenues, Expenses and Changes in Net assets, after non-operating revenues and expenses as capital grants.

## METROPOLITAN ATLANTA RAPID TRANSIT AUTHORITY

### Notes to the Financial Statements

June 30, 2012 and 2011

Dollars in Thousands

#### 1. SUMMARY OF SIGNIFICANT ACCOUNTING POLICIES (CONTINUED)

**Net Assets** - Net assets present the difference between assets and liabilities in the statements of net assets. Net assets invested in capital assets are reduced by the outstanding balances of any borrowing used for the acquisition, construction or improvement of those assets. Net assets are reported as restricted when there are legal limitations imposed on their use by laws or regulations of other governments or external restrictions by creditors or grantors. Unrestricted net assets may be designated for specific purposes at the option of the MARTA Board of Directors. If restricted and unrestricted assets are available for the same purpose, then restricted assets will be used before unrestricted assets.

**Budgetary Controls** - An annual operating and capital budget is developed by MARTA's Management. After a public hearing the proposed budget is revised, if necessary, finalized and adopted by MARTA's Board of Directors.

The budget is prepared on the same basis of accounting as the financial statements except that depreciation, interest expense, gains (losses) on sale of property, unrealized gains (losses) on investments and other non-operating expenses are not budgeted. Management control for the operating budget is maintained at expenditure category levels. Management has flexibility of reprogramming funds in respective cost centers with approval of budget staff as long as the total budget authorization is not exceeded. Capital expenditures are controlled at the budget line item.

**Cost Allocation** - MARTA allocates certain general and administrative expenses to transit operations and also capitalizes certain of these expenses in construction in progress based on its cost allocation plan prepared in accordance with FTA guidelines. General and administrative expenses not allocable to either transit operations or construction in progress under FTA guidelines are reflected as non-operating general and administrative expense in the accompanying statements of revenues, expenses and changes in net assets.

**Operating Revenues and Expenses** - Fare and parking revenue from transporting passengers, concessions, and advertising are reported as operating revenues.

Transactions that are capital, financing or investing related, or which cannot be attributed to MARTA's transportation focus, are reported as non-operating revenues. All expenses related to operating the bus and rail system are reported as operating expenses. Interest expenses, financing costs, and planning costs are reported as non-operating expenses.

**Compensated Absences** - MARTA employees are granted annual paid time off in varying amounts. A liability is recognized for amounts of accrued annual paid time off leave and related benefits attributable to services already rendered and for which it is probable that compensation will be paid. A liability for accumulated unused sick leave is not recognized since it is not paid upon termination or retirement. Upon retirement, unused accumulated sick leave may be counted as credited service for pension benefit calculation purposes.

**METROPOLITAN ATLANTA RAPID TRANSIT AUTHORITY**  
**Notes to the Financial Statements**  
**June 30, 2012 and 2011**  
Dollars in Thousands

**2. CASH AND INVESTMENTS**

**Cash** - At June 30, 2012 and 2011, the carrying amounts of MARTA's total cash on hand were \$1,286 and \$1,145, respectively.

At June 30, 2012 and 2011, the carrying amounts of MARTA's total cash on deposit, including restricted assets, were \$45,601 and \$46,105, respectively.

The bank balances were \$44,752 and \$45,227, respectively. Of the bank balances at June 30, 2012 and 2011, \$463 and \$463, respectively, were covered by federal depository insurance and \$44,288 and \$44,764, respectively, were collateralized by government securities held by the pledging financial institution's trust department or agent in MARTA's name.

**Investments** - Georgia statutes authorize MARTA to invest in U.S. Government obligations, U.S. Government agency obligations, obligations of any instrumentality of the U.S. Government, or in repurchase agreements collateralized by any of the aforesaid securities, prime Bankers' Acceptances or in state of Georgia obligations, or in the state of Georgia sponsored investment pool or in other obligations or instruments as allowed by Georgia Law. MARTA's code, policy and guidelines mandate no deviation from the highest credit quality – only AAA and A1/P1.

Under the terms of MARTA's Sales Tax Revenue Bond Trust Indenture, the Authority may not invest in securities with a remaining term to maturity greater than 5 years from the purchase date. In addition, MARTA requires that repurchase agreement collateral must have a market value ranging from 101% to 104% of the cost of the repurchase agreement, depending upon the maturity date and type of security. MARTA's policy states that collateral pledged for repurchase agreements and not delivered to MARTA's safekeeping agent must be held by the pledging bank's trust department in MARTA's name. Investments held and managed by an independent trustee are not subject to these restrictions.

As of June 30, 2012, MARTA had the following investments and maturities:

Investment Type	Fair Value	Investment Maturities (in Years)			
		Less than 1	1-5	6-10	More than 10
Repurchase Agreements	\$ 58,969	\$ 58,969	\$ -	\$ -	\$ -
U.S. Government Treasuries	101,045	87,309	6,769	1,896	5,071
U.S. Government Agencies	298,224	10,158	16,896	54,517	216,653
State of Georgia GA Fund 1	46,000	46,000	-	-	-
FDIC Public Funds	100,623	100,623	-	-	-
Certificate of Deposit (CDAR)	49,623	49,623	-	-	-
Guaranteed Inv Contracts	188,310	-	232	118,834	69,244
Investment Derivatives	(10,780)	-	-	-	(10,780)
<b>Total</b>	<b>\$ 832,014</b>	<b>\$ 352,682</b>	<b>\$ 23,897</b>	<b>\$ 175,247</b>	<b>\$ 280,188</b>

**METROPOLITAN ATLANTA RAPID TRANSIT AUTHORITY**  
**Notes to the Financial Statements**  
**June 30, 2012 and 2011**  
Dollars in Thousands

**2. CASH AND INVESTMENTS (CONTINUED)**

As of June 30, 2011, MARTA had the following investments and maturities:

Investment Type	Fair Value	Investment Maturities (in Years)			
		Less than 1	1-5	6-10	More than 10
Repurchase Agreements	\$ 92,196	\$ 92,196	\$ -	\$ -	\$ -
U.S. Government Treasuries	142,257	97,727	4,457	206	39,867
U.S. Government Agencies	220,562	10,798	20,487	49,042	140,235
State of Georgia GA Fund 1	68,000	68,000	-	-	-
FDIC Public Funds	48,500	48,500	-	-	-
Corporate-BAC Prime BA	68,369	68,369	-	-	-
Certificate of Deposit (CDAR)	16,000	16,000	-	-	-
Guaranteed Inv Contracts	177,628	26,683	-	-	150,945
Investment Derivatives	(19,757)	-	-	-	(19,757)
Total	<u>\$ 813,755</u>	<u>\$ 428,273</u>	<u>\$ 24,944</u>	<u>\$ 49,248</u>	<u>\$ 311,290</u>

**Interest Rate Risk** – is the risk that changes in interest rates will adversely affect the fair value of financial instruments or cash flows.

As a means of limiting its exposure to this, MARTA's investment policy prohibits investments in U.S. Treasuries and Agencies and State Obligations with maturities greater than five years and six months at the date of purchase. The policy also limits Repurchase Agreements to three months from the date of purchase. Investments held and managed by an independent trustee are not subject to these restrictions.

**Credit Quality Risk** - is the risk that an issuer or other counterparty to an investment will not fulfill its obligations. The exposure of MARTA's debt securities to credit quality risk as of June 30, 2012 is as follows:

Investment Type	Fair Value	Credit Rating	Rating Agency
Repurchase Agreements	\$ 58,969	FDIC	
U.S. Government Treasuries	101,045	Aaa	
U.S. Government Agencies	298,224	AA+/Aaa	
State of Georgia GA Fund 1	46,000	AAA/m	S&P
FDIC Public Funds	100,623	AAA/AA+	S&P
Certificate of Deposit (CDAR)	49,623	FDIC	
Guaranteed Inv Contracts	188,310		
Investment Derivatives	(10,780)		
Total	<u>\$ 832,014</u>		

**Concentration of Credit Risk** - is the risk of loss that may be attributed to the magnitude of a government's investment in a single issue. MARTA does not hold more than 5% in any single issuer, other than investments related to the U.S. Government.



**METROPOLITAN ATLANTA RAPID TRANSIT AUTHORITY**  
**Notes to the Financial Statements**  
**June 30, 2012 and 2011**  
Dollars in Thousands

**2. CASH AND INVESTMENTS (CONTINUED)**

**Custodial Credit Risk** - for an investment, custodial credit risk is the risk that, in the event of the failure of the counterparty, MARTA will not be able to recover deposits or will not be able to recover collateral securities that are in the possession of an outside party. Of MARTA's investment at June 30, 2012 and 2011, of \$832,014 and \$813,755, respectively, \$10,288 and \$10,354, respectively, are securities held by a trustee, not in the name of MARTA. These investments are the only securities not held in MARTA's name as per the terms of a trust agreement between MARTA and a Railroad company.

**Foreign Currency Risk** – is the risk that changes in exchange rates will adversely impact the fair value of an investment. MARTA is not exposed to this risk and its investment policy does not provide for investments in foreign currency denominated securities.

**3. RESTRICTED ASSETS**

Restricted assets consist of the following at June 30:

	<u>2012</u>	<u>2011</u>
Restricted Cash and Investments:		
Sinking Fund	\$ 125,932	\$ 156,922
Railroad Trust Fund Agreement	10,000	10,000
Capital Asset Purposes	63,196	63,194
Proceeds from Real Estate Sales	56,118	36,661
Investment Held to Pay Capital Lease Obligation	484,982	430,713
Investment Derivatives	(10,780)	(19,757)
Other	38,531	39,820
Total Restricted Cash and Investments	<u>767,979</u>	<u>717,553</u>
Due to FTA	135	142
Total Restricted, Net of Related Debt	<u>\$ 767,844</u>	<u>\$ 717,411</u>

The amounts held in Sinking Funds are restricted for the payment of bond principal and interest as they become due and to the maintenance of the required reserve amounts (see Note 7).

Under the terms of the railroad trust fund agreement between MARTA and a railroad company (the "Railroad"), MARTA has agreed to pay certain costs of purchasing insurance to protect the Railroad against the risk of liability from injury or damage to MARTA's passengers, employees, and property which may result from the Railroad's operations. At June 30, 2012 and 2011, MARTA had placed certain investments in a special trust fund to guarantee its performance under this agreement. Interest earned on these funds is unrestricted.

**METROPOLITAN ATLANTA RAPID TRANSIT AUTHORITY**  
**Notes to the Financial Statements**  
**June 30, 2012 and 2011**  
Dollars in Thousands

**3. RESTRICTED ASSETS (CONTINUED)**

Included in restricted cash and investments are certain investments which, under the MARTA Act and certain grant agreements, are held for repairing, rebuilding, or replacing capital assets and for a Georgia Department of Transportation project. Proceeds from sales of certain real estate and the interest earned thereon through June 30, 1988 have been restricted until the year 2012. For the period from July 1, 1988 to June 30, 2012, interest earned on these funds is unrestricted.

Investment held to pay capital lease obligations represent investment held by trustees to be used for capital lease payments under the Authority's LLO arrangements.

Restricted net assets of \$767,843 and \$717,411 at June 30, 2012 and 2011, respectively, are reported in the Statements of Net Assets and are restricted by law or binding agreements with outside parties.

**4. SALES AND USE TAX**

MARTA receives proceeds from the collections of sales and use tax under the Rapid Transit Contract and Assistance Agreement with the City of Atlanta and the Counties of Fulton and DeKalb. The tax is levied at a rate of 1% until June 30, 2047 and .5% through 2057.

Under the law authorizing the levy of the sales and use tax, as amended April 27, 2006, MARTA is restricted as to its use of the tax proceeds as follows:

- 1) No more than 50% of the annual sales and use tax proceeds can be used to subsidize the net operating costs, as defined, of the system, exclusive of depreciation and amortization, and other costs and charges as defined in Section 25(l) of the MARTA Act.
- 2) If more than the legislative provided percentage of the annual sales and use tax proceeds is used to subsidize the net operating costs in any one year, the deficit in operations must be made up during a period not to exceed the three succeeding years.
- 3) If less than the legislative provided percentage of the annual sales and use tax proceeds is used to subsidize the net operating costs in any one year, the excess may, at the discretion of MARTA's Board of Directors, be reserved and later used to provide an additional subsidy for operations in any future fiscal year or years.

In April 2010 the Georgia General Assembly voted to suspend the 50/50 restriction on MARTA's expenditures for a three year period (the cash flow made available from this suspension cannot be used for salary and wage increases). MARTA implemented this amendment on July 1, 2010.

During the years ended June 30, 2012 and 2011, MARTA used 58% and 61%, respectively, of the sales and use tax proceeds to subsidize the net operating costs.

**METROPOLITAN ATLANTA RAPID TRANSIT AUTHORITY**

**Notes to the Financial Statements**

**June 30, 2012 and 2011**

Dollars in Thousands

**5. FARE REVENUES**

The MARTA Act places certain requirements on the rates that MARTA is to charge for transportation services provided.

The rates charged to the public for transportation services must be such that the total transit related revenues are no less than 35% of the operating costs, exclusive of depreciation and amortization, and other costs and charges as provided in the Act, of the preceding fiscal year.

Under provisions of amendments to the MARTA Act, all revenues, except the sales and use taxes, are included in transit related revenues for purposes of this calculation.

Transit related revenues for the years ended June 30, 2012 and 2011 were 68.3% and 53.4%, respectively, of operating costs of the previous fiscal year as defined under the MARTA Act.

**6. CAPITAL ASSETS**

Capital asset activity for the year ended June 30, 2012, was as follows:

	<b>Balance June 30, 2011</b>	<b>Increases</b>	<b>Decreases</b>	<b>Balance June 30, 2012</b>
Capital Assets, not being depreciated:				
Land	\$ 553,356	\$ 2,311	\$ -	\$ 555,667
Construction in progress	275,341	161,087	(128,051)	308,377
Total capital assets not being depreciated	<u>828,697</u>	<u>163,398</u>	<u>(128,051)</u>	<u>864,044</u>
Capital Assets being depreciated:				
Rail systems & buildings	3,225,958	63,931	-	3,289,889
Transportation equipment	1,212,392	6,168	(3,950)	1,214,610
Other	1,030,395	44,838	(3,962)	1,071,271
Total capital assets being depreciated	<u>5,468,745</u>	<u>114,937</u>	<u>(7,912)</u>	<u>5,575,770</u>
Less accumulated depreciation for:				
Rail systems & buildings	(1,660,553)	(103,865)	-	(1,764,418)
Transportation equipment	(699,343)	(65,088)	3,852	(760,579)
Other	(779,206)	(61,445)	3,904	(836,747)
Total accumulated depreciation	<u>(3,139,102)</u>	<u>(230,398)</u>	<u>7,756</u>	<u>(3,361,744)</u>
Total capital assets being depreciated, net	<u>2,329,643</u>	<u>(115,461)</u>	<u>(156)</u>	<u>2,214,026</u>
Capital Assets, net	<u>\$ 3,158,340</u>	<u>\$ 47,937</u>	<u>\$ (128,207)</u>	<u>\$ 3,078,070</u>

**METROPOLITAN ATLANTA RAPID TRANSIT AUTHORITY**  
**Notes to the Financial Statements**  
**June 30, 2012 and 2011**  
Dollars in Thousands

**6. CAPITAL ASSETS (CONTINUED)**

Capital asset activity for the year ended June 30, 2011, was as follows:

	Balance June 30, 2010	Increases	Decreases	Balance June 30, 2011
Capital Assets, not being depreciated:				
Land	\$ 553,327	\$ 29	\$ -	\$ 553,356
Construction in progress	267,659	109,318	(101,636)	275,341
Total capital assets not being depreciated	820,986	109,347	(101,636)	828,697
Capital Assets being depreciated:				
Rail systems & buildings	3,180,486	45,472	-	3,225,958
Transportation equipment	1,224,945	1,251	(13,804)	1,212,392
Other	997,415	54,848	(21,868)	1,030,395
Total capital assets being depreciated	5,402,846	101,571	(35,672)	5,468,745
Less accumulated depreciation for:				
Rail systems & buildings	(1,571,322)	(89,231)	-	(1,660,553)
Transportation equipment	(650,633)	(61,160)	12,450	(699,343)
Other	(729,169)	(71,913)	21,876	(779,206)
Total accumulated depreciation	(2,951,124)	(222,304)	34,326	(3,139,102)
Total capital assets being depreciated, net	2,451,722	(120,733)	(1,346)	2,329,643
Capital Assets, net	<u>\$ 3,272,708</u>	<u>\$ (11,386)</u>	<u>\$ (102,982)</u>	<u>\$ 3,158,340</u>

**7. LONG-TERM DEBT**

Long-term debt activity for the year ended June 30, 2012, was as follows:

Series	Year Issued	Original Principal Issued	Year of Maturity	Interest Rates	Balance June 30, 2011	Outstanding Additions	Principal Retirements	Balance June 30, 2012
<b>Sales Tax Revenue Bonds:</b>								
N <sup>#</sup>	1992	\$ 122,245	2019	4.60% - 6.25%	\$ 52,625	\$ -	\$ (5,235)	\$ 47,390
P	1992	296,755	2021	3.30% - 6.25%	148,535	-	(47,000)	101,535
1998A*	1998	144,535	2011	5.50% - 6.250%	-	-	-	-
2000A*	2000	100,000	2026	Variable	100,000	-	-	100,000
2000B*	2000	100,000	2026	Variable	100,000	-	-	100,000
2003A*	2003	103,075	2021	3.00% - 5.00%	53,560	-	(21,670)	31,890
2005A*	2005	190,490	2021	5.00%	190,490	-	-	190,490
2006A*	2006	163,890	2021	5.00%	158,440	-	(9,085)	149,355
2007A*	2007	145,725	2033	5.00%	145,725	-	-	145,725
2007B*	2008	389,830	2038	5.25%	389,830	-	-	389,830
2009A*	2009	250,000	2040	5.00%	250,000	-	-	250,000
2012A*	2012	311,075	2041	4.25% - 5.25%	-	311,075	-	311,075
2012B*	2012	17,930	2021	3.00% - 5.00%	-	17,930	-	17,930
Subtotal					1,589,205	329,005	(82,990)	1,835,220
Less portion due within one year					(62,860)	11,825	-	(51,035)
Plus unamortized premium (discount)					62,520	18,828	(6,294)	75,054
Less unamortized deferred loss on refunding					(21,298)	(519)	3,000	(18,817)
Sales Tax Revenue Bonds total long-term portion					<u>\$ 1,567,567</u>	<u>\$ 359,139</u>	<u>\$ (86,284)</u>	<u>\$ 1,840,422</u>
Refunding bonds								

**METROPOLITAN ATLANTA RAPID TRANSIT AUTHORITY**  
**Notes to the Financial Statements**  
**June 30, 2012 and 2011**  
Dollars in Thousands

**7. LONG-TERM DEBT (CONTINUED)**

Long-term debt activity for the year ended June 30, 2011, was as follows:

Series	Year Issued	Original Principal Issued	Year of Maturity	Interest Rates	Balance June 30, 2010	Outstanding Additions	Principal Retirements	Balance June 30, 2011
<b>Sales Tax Revenue Bonds:</b>								
N <sup>*</sup>	1992	\$ 122,245	2019	4.60% - 6.25%	\$ 57,545	-	\$ (4,920)	\$ 52,625
P <sup>*</sup>	1992	296,755	2021	3.30% - 6.25%	164,775	-	(16,240)	148,535
1998A <sup>*</sup>	1998	144,535	2011	5.50% - 6.250%	27,715	-	(27,715)	-
2000A <sup>*</sup>	2000	100,000	2026	Variable	100,000	-	-	100,000
2000B <sup>*</sup>	2000	100,000	2026	Variable	100,000	-	-	100,000
2003A <sup>*</sup>	2003	103,075	2021	3.00% - 5.00%	61,675	-	(8,115)	53,560
2005A <sup>*</sup>	2005	190,490	2021	5.00%	190,490	-	-	190,490
2006A <sup>*</sup>	2006	163,890	2021	5.00%	159,820	-	(1,380)	158,440
2007A <sup>*</sup>	2007	145,725	2033	5.00%	145,725	-	-	145,725
2007B <sup>*</sup>	2008	389,830	2038	5.25%	389,830	-	-	389,830
2009A <sup>*</sup>	2009	250,000	2040	5.00%	250,000	-	-	250,000
<b>Subtotal</b>								
Less portion due w/ in one year					1,647,575	-	(58,370)	1,589,205
Plus unamortized premium (discount)					(58,370)	(4,490)	-	(62,860)
Less unamortized deferred loss on refunding					67,765	-	(5,245)	62,520
<b>Sales Tax Revenue Bonds total long-term portion</b>					<b>\$ (24,236)</b>	<b>-</b>	<b>2,938</b>	<b>(21,298)</b>
					<b>\$ 1,632,734</b>	<b>\$ (4,490)</b>	<b>\$ (60,677)</b>	<b>\$ 1,567,567</b>

\*Refunding bonds

**Sales Tax Revenue Bonds** – Principal on all the Sales Tax Revenue Bonds (the “Bonds”) is payable in an annual installment on July 1; interest is payable semi-annually on January 1 and July 1 on all Bonds except the Series 2000A and 2000B Bonds, which interest is payable on the first day of each month for the previous month. Series N and P Bonds are payable from and secured by a first lien on sales and use tax receipts. Series 1998A, 2000A, 2000B and 2003A Bonds are payable from and secured by a second lien on sales and use tax receipts. Series 2005A, 2006A, 2007A, 2007B, 2009A, 2012A and 2012B are payable from and secured by a third lien on sales and use tax receipts (Note 4).

The Series 2000A and 2000B Bonds are variable-rate sales tax revenue bonds. Each series was issued in the aggregate principal amount of \$100,000 each and was initially issued in the weekly mode. Interest in the weekly mode is payable on the first business day of each month, for the previous month. The bonds may bear interest at daily rates, weekly rates, commercial paper rates, or term rates for periods selected from time to time by the Authority. In addition, the bonds may be converted to bear interest at a fixed rate. The rate of interest to be borne during any particular interest period will be determined by the remarketing agents. The interest rate at June 30, 2012 on the Series 2000A and 2000B Bonds were 0.13% and 0.13%, respectively. There are a variety of operational and financial covenants associated with the Bonds. Management believes that MARTA is in compliance with all such covenants.

Approximately half of the currently outstanding Bonds, except the Series 2000A and 2000B Bonds are redeemable at the discretion of MARTA within ten years from their issue date at redemption prices above par. The Series 2000A and 2000B Bonds are redeemable at par upon 30 days notice.

**METROPOLITAN ATLANTA RAPID TRANSIT AUTHORITY**  
**Notes to the Financial Statements**  
**June 30, 2012 and 2011**  
Dollars in Thousands

**7. LONG-TERM DEBT (CONTINUED)**

Annual debt service requirements on the Bonds outstanding at June 30, 2012 are as follows:

Year Ending	June 30	Principal	Interest	Swap		Total
				Agreement,	net	
2013		\$ 51,035	\$ 73,670	\$	(1,286)	\$ 123,419
2014		53,815	76,911		(1,229)	129,497
2015		55,685	74,079		(1,168)	128,596
2016		59,870	71,084		(1,103)	129,851
2017		63,145	67,898		(1,023)	130,020
2018 to 2022		328,015	289,348		(3,801)	613,562
2023 to 2027		230,310	248,192		(1,459)	477,043
2028 to 2032		283,295	201,517		(282)	484,530
2033 to 2037		357,390	125,926		-	483,316
2038 to 2041		352,660	32,541		-	385,201
		<u>\$ 1,835,220</u>	<u>\$ 1,261,166</u>	<u>*</u>	<u>(\$ 11,351)</u>	<u>** \$ 3,085,035</u>

\* Variable rate bond interest requirement computed at year-end rates.

\*\* SIFMA reference rate and One-month LIBOR computed using year-end rate with the assumption rates will remain the same for the term of the derivative instrument. See Note 8.

In January 2007, MARTA's bonding authority was revalidated by the Superior Court of Fulton County to increase its bonding capacity. Under the revalidated terms of this Third Trust Indenture, MARTA is limited to issue an additional \$731,060 of Sales Tax Revenue Bonds. MARTA's Board established a debt limit for the Sales Tax Revenue Bonds. The total annual debt service on such bonds is limited to no more than 45% of projected sales tax receipts for each year.

MARTA has pledged future sales tax revenues to repay \$1,891,457 in sales tax revenue bonds issued in 1992, 2000, 2003, 2005, 2006, 2007, 2008, 2009 and 2012 of which \$1,840,422 is considered long-term debt. Proceeds from the bonds were used for the rehabilitation or expansion of MARTA's rail and bus systems. Principal and interest on the bonds are payable through 2041, solely from the sales tax revenues. Annual principal and interest on the bonds are expected to require no more than 45 percent of such net revenues. Principal and interest paid for in the years ended June 30, 2012 and 2011 were \$132,610 and \$131,767, respectively.

Sales and use tax revenues are initially deposited into a Sinking Fund held by the bond trustee as required by the Bond Trust Indentures. At June 30, 2012 and 2011, the amounts held in the Sinking Funds exceeded the amounts required to be held pursuant to the Bond Trust Indentures. All such amounts are classified as restricted cash and investments in the Statements of Net Assets.

**METROPOLITAN ATLANTA RAPID TRANSIT AUTHORITY**  
**Notes to the Financial Statements**  
**June 30, 2012 and 2011**  
Dollars in Thousands

**7. LONG-TERM DEBT (CONTINUED)**

Following is a summary of the activity in the Sinking Funds for the years ended June 30, 2012 and 2011:

	<b>2012</b>	<b>2011</b>
Balance, Beginning of Year	\$ 156,922	\$ 151,892
Sales and Use Tax Proceeds	124,948	126,386
Investment Income	208	151
Principal and Interest Payment on Bonds	(132,610)	(131,767)
Excess Sales Tax Withheld Refunded	(27,974)	6,892
Trustee Fees	4,437	3,368
Balance, End of Year	\$ 125,931	\$ 156,922

**8. DERIVATIVE FINANCIAL INSTRUMENTS**

The fair value balances and notional amounts of hedging and investment derivative instruments outstanding at June 30, 2012 and the corresponding changes in fair value of such derivative instruments for the year ended June 30, 2012, were as follows:

	<b>Changes in Fair Value</b>		<b>Fair Value</b>
<b>Hedging derivatives</b>	<b>Classification</b>	<b>Fiscal Year Change Amount</b>	<b>Year End Amount</b>
Series 2000A & 200B Interest Rate Swaps	Deferred outflow of resources	\$ 4,035	\$ (3,571)
Natural Gas Commodity Swaps	Deferred outflow of resources	64	-
Diesel Commodity Swaps	Deferred outflow of resources	(720)	25
		\$ 3,379	\$ (3,546)
<b>Investment derivatives</b>	Gain on Investment		
Series 1996A, 1998B & 2002 Interest Rate Swaps	Investment derivatives Gain on	\$ 6,345	\$ (8,295)
Forward delivery arrangements	Investment derivatives	2,632	(2,485)
		\$ 8,977	\$ (10,780)
			300,000

**METROPOLITAN ATLANTA RAPID TRANSIT AUTHORITY**  
**Notes to the Financial Statements**  
**June 30, 2012 and 2011**  
Dollars in Thousands

**8. DERIVATIVE FINANCIAL INSTRUMENTS (CONTINUED)**

The fair value balances and notional amounts of hedging and investment derivative instruments outstanding at June 30, 2011 and the corresponding changes in fair value of such derivative instruments for the year ended June 30, 2011, were as follows:

	Changes in Fair Value		Year End	Fair Value
	Fiscal Year Change	Amount		
<b>Hedging derivatives</b>				
Series 2000A & 200B Interest Rate Swaps	Deferred outflow of resources	\$ 3,524	\$ (7,606)	\$ 200,000
Natural Gas Commodity Swaps	Deferred outflow of resources	(64)	(64)	284,684
Diesel Commodity Swaps	Deferred outflow of resources	744	744	1,284
		<u>\$ 4,204</u>	<u>\$ (6,926)</u>	
<b>Investment derivatives</b>				
	Gain on			
	Investment derivatives			
Series 1996A, 1998B & 2002 Interest Rate Swaps	Gain on	\$ 7,131	\$ (14,640)	\$ 518,310
Forward delivery arrangements	Investment derivatives	438	(5,117)	300,000
		<u>\$ 7,569</u>	<u>\$ (19,757)</u>	

**Interest Rate Swap Agreements** – As a means of interest rate management, to expand bonding capacity and to provide immediately available funds, MARTA entered into interest rate swap agreements in November 2004 with two counterparties in connection with its fixed rate outstanding bond issues, including the Series 1996A (Refunded by Series 2006A), 1998A (matured in 2011), Series 1998B (Refunded by Series 2005A), and Series 2002 Bonds (Refunded by Series 2007A), and its variable rate Series 2000A and Series 2000B Bonds. A summary of those agreements are as follows:

Date of Execution	Termination Date	Payment	Counterparty	Counterparty & Credit Rating
<b>Series 1996A, 1998B, &amp; 2002:</b>				
11/05/2004	07/01/2032	USD-SIFMA <sup>(1)</sup>	65% of one-month LIBOR <sup>(2)</sup> + 11 basis points	Goldman Sachs Capital Markets A+

**Series 2000A & 2000B:**

11/05/2004	07/01/2025	USD-SIFMA <sup>(1)</sup>	61% of one-month LIBOR + 30 basis points	Merrill Lynch Capital Services A+
------------	------------	--------------------------	--	-----------------------------------

<sup>(1)</sup> Securities Industry and Financial Market Association

<sup>(2)</sup> London Interbank Offered Rate. Payment for both are USD-SIFMA



**METROPOLITAN ATLANTA RAPID TRANSIT AUTHORITY**  
**Notes to the Financial Statements**  
**June 30, 2012 and 2011**  
Dollars in Thousands

**8. DERIVATIVE FINANCIAL INSTRUMENTS (CONTINUED)**

At the inception of the interest rate swap agreements, MARTA received \$19,250 and \$10,790 of upfront cash from the Series 1996A, 1998B & 2002 and the Series 2000A & 2000B interest rate swaps, respectively. The cash received at the inception of the interest rate swap agreements was deferred and is being amortized over the life of the agreements.

Deferred revenue in the Statements of Net Assets related to these interest rate swaps was \$13,011 and \$14,917 at June 30, 2012 and 2011, respectively.

Hedging derivative instruments must meet annual effectiveness tests. MARTA assessed whether the hedging derivatives were highly effective in offsetting changes in fair value or cash flows of hedged items. MARTA's interest rate swap related to the Series 2000A & 2000B bonds with a \$200 million notional amount met the effectiveness conditions of the dollar offset method again in fiscal year 2012, while the interest rate swap related to the Series 1996A, 1998B & 2002 bonds with a notional amount of \$518,310 did not meet the effectiveness test in fiscal year 2010 and was not reconsidered.

A derivative is effective if changes in a hedgeable item divided by changes in derivative is within a range of 80% to 125% in absolute terms. The test is also met if changes in derivative divided by changes in hedgeable item falls within range of 80 to 125. The effective portion of changes in the fair value of derivatives that are designated and qualify as cash flow hedges are reported as deferred inflows and outflows in the Statements of Net Assets. The gain or loss of the ineffective portion is recognized immediately in the Statement of Revenues, Expenses, and Changes in Net Assets.

The interest rate swap exposes MARTA to basis risk when the interest rates on the transactions are reset. MARTA pays a tax-exempt interest rate, while the counterparty pays a taxable interest rate. Tax-exempt interest rates can change without a corresponding change in the 30 day LIBOR rate due to factors affecting the tax-exempt market which do not have a similar effect on the taxable market. MARTA will be exposed to basis risk under the basis swap to the extent that SIFMA trades at greater than expected percentages of LIBOR for extended periods of time and/or in a high interest rate environment. MARTA would also be exposed to tax risk stemming from changes in marginal income tax rates or those caused by a reduction or elimination in the benefits of tax exemption for municipal bonds.

MARTA is exposed to termination risk if the interest rate swap could be terminated while valued in the favor of a counterparty as a result of any of several events, which may include a ratings downgrade for MARTA or the counterparty, covenant violation by either party, bankruptcy of either party, swap payment default of either party, and other default events as defined by the agreements. Any such termination may require MARTA to make significant termination payments in the future.

MARTA is exposed to Counterparty credit risk where the Counterparty will not perform pursuant to the contract's terms. This risk could require MARTA to make a termination payment. MARTA mitigated the credit risk associated with its swaps by having entered into transactions with highly-rated counterparties. MARTA also mitigated its concentration of credit risk by having diversified its swap transactions across two different counterparties.

**METROPOLITAN ATLANTA RAPID TRANSIT AUTHORITY**  
**Notes to the Financial Statements**  
**June 30, 2012 and 2011**  
Dollars in Thousands

**8. DERIVATIVE FINANCIAL INSTRUMENTS (CONTINUED)**

MARTA is exposed to interest rate risk when a generally adverse move in variable rates increases the overall cost of borrowing or if credit concerns relating to MARTA have the same impact. MARTA currently has \$200,000 exposure to variable rates (VRDB's and Commercial Paper) and the basis swaps will not increase that exposure.

However, some variable rate exposure is introduced by the basis swaps. This relates to the fact that MARTA's obligations to pay a variable rate and receive variable rate (basis differential) under the basis swap will vary with market conditions and will not be fixed. The basis differential could be a positive or a negative cash flow event, if these two variable legs do not have the same relationship to each other as expected. Since 2004, the swaps have performed largely as expected. Variability is associated with the absolute level of interest rates as well as the relationship between SIFMA and LIBOR.

MARTA is exposed to amortization risk and is the potential cost to MARTA of servicing debt and honoring swap obligations resulting from a mismatch of outstanding bonds and the notional amount of an outstanding swap. Amortization risk occurs to the extent bond and swap notional amounts become mismatched over the life of a transaction.

**Commodity Swap Agreements** – In order to help plan its diesel and natural gas costs for the fiscal year and to protect itself against price volatility in the market prices of the commodities, MARTA has entered into contracts to hedge diesel (using low sulfur diesel) and natural gas. It is possible that the index prices may be lower than the price at which MARTA committed to in the contracts.

This would reduce the value of the contract and MARTA could sell the contract at a loss, or likewise if the index prices are higher, the value of the contracts would increase and MARTA could sell the contracts at a profit. If MARTA continues to hold the contract until maturity, MARTA may make or receive termination payments to or from the counterparty to settle the obligation under the contract. Three contracts terminated on June 30, 2012. A summary of agreements is as follows:

<b>Natural Gas:</b>	<b>Date of Execution</b>	<b>Effective Dates</b>	<b>Termination Dates</b>	<b>Fixed Price</b>	<b>Counterparty</b>	<b>Net Settlement In FY 2012</b>
	10/19/2010	11/1/2010	6/30/2012	\$4.39 per MMBTU	Citigroup Energy, Inc.	\$ (346)
	3/25/2011	7/1/2011	6/30/2012	\$4.87 per MMBTU	Koch Supply & Trading Co.	\$ (635)
	1/30/2012	7/1/2012	6/30/2013	\$3.424 per MMBTU	Canadian Imperial Bank of Commerce	\$ -
<b>Diesel:</b>						
	8/24/2010	9/1/2010	7/8/2011	\$2.063 per gallon	Canadian Imperial Bank of Commerce	\$ 36
	10/19/2010	11/1/2010	6/30/2012	\$2.338 per gallon	Deutsche Bank AG London Branch	\$ 635
	2/23/2012	7/1/2012	6/30/2013	\$3.221 per gallon	Citigroup Energy, Inc.	\$ -

**METROPOLITAN ATLANTA RAPID TRANSIT AUTHORITY**  
**Notes to the Financial Statements**  
**June 30, 2012 and 2011**  
Dollars in Thousands

**8. DERIVATIVE FINANCIAL INSTRUMENTS (CONTINUED)**

MARTA assessed at the inception, and as of year-end, of the commodity swap agreements whether these derivatives were highly effective in offsetting changes in fair value or cash flows of hedged items. Based on the annual assessment, the commodity swap agreements met the effectiveness conditions of the consistent critical terms method.

MARTA is exposed to the failure of the counterparty to fulfill the forward-fuel contracts. The terms of the contracts include provisions for recovering the cost in excess of the guaranteed price from the counterparty should MARTA have to procure low sulfur diesel and natural gas on the open market.

**Forward Delivery Agreements** – MARTA is required to make monthly deposits into debt service sinking funds for the principal and interest payments due semi-annually on its bonds. MARTA, via the trustee, currently invests these deposits in money market funds or short-term permitted investments that mature on or before the debt service payment dates.

On August 15, 2006, MARTA and its bond trustee, US Bank, entered into a debt service forward delivery agreement with the issuer, Bank of America, NA, with respect to the debt service fund related to Series N Bonds, issued in the original aggregate principal amount of \$122,245, Series P Bonds, issued in the original aggregate principal amount of \$296,755, Series 1998A Bonds, issued in the original aggregate principal amount of \$144,535, and Series 2005A Bonds, issued in the original aggregate principal amount of \$190,490.

When MARTA entered into these agreements an upfront cash payment of \$11,350 was received by MARTA which represented the present value of the future interest cash flows. The cash received was recorded as deferred revenue and is being amortized over the life of the agreements. Deferred revenue in the Statements of Net Assets related to these forward delivery agreements was \$4,923 and \$5,637 at June 30, 2012 and 2011, respectively.

MARTA has entered into these forward delivery arrangements for speculative purposes to obtain a higher long-term yield than short term and not for the purpose of hedging any financial risk. Therefore the fair value of these forward delivery arrangements will be classified as derivative investments in the Statements of Net Assets and the gains or losses are reported as nonoperating revenues (expenses) on the Statements of Revenues, Expenses and Changes in Net Assets.

**9. BOND REFUNDINGS**

On May 24, 2012, MARTA issued \$311,075 par Series 2012A refunding bonds at an average interest rate of 3.83% per annum. All funds resulting from the bond sale were applied to pay off the outstanding 2007C and 2007D Commercial Paper Notes (\$324,000 Par), as well as fees associated with the issuance. Funds have been deposited in escrow with the Trustee to pay off the final Note maturities of \$3,000 on July 13, 2012 as well as \$15,000 on August 9, 2012.

Also on May 24, 2012, MARTA issued \$17,930 par Series 2012B refunding bonds, as a partial refunding of the Series 2003A Bonds, at an average interest rate of 1.37% per annum. A portion of the proceeds were applied to the Authority's Sales Tax Revenue Bonds Series 2003A by placing the funds in an irrevocable trust with an escrow agent to provide debt service payments until the bonds refunded are called on July 1, 2013 at a redemption price of \$21,497. As a result of the refunding, MARTA reduced its future debt service requirements by \$2,502.

## METROPOLITAN ATLANTA RAPID TRANSIT AUTHORITY

### Notes to the Financial Statements

June 30, 2012 and 2011

Dollars in Thousands

#### **9. BOND REFUNDINGS (CONTINUED)**

In prior years, MARTA has defeased various bond issues by creating separate irrevocable trust funds. New debt has been issued and the proceeds have been used to purchase U.S. government securities that were placed in trust funds. The investments and fixed earnings from the investments are sufficient to fully service the defeased debt until the debt is called or matures. For financial reporting purposes, the debt has been considered defeased and therefore removed as a liability from MARTA's financial statements. At June 30, 2012, the amount of defeased debt outstanding but removed from MARTA's Statement of Net Assets totaled \$198,130.

#### **10. CAPITAL LEASE OBLIGATIONS**

The Authority has entered into various Lease In/Lease Out (LLO) arrangements related to the leasing and subleasing of the Authority's rail cars, rail lines, and a rail maintenance facility. These agreements provide for the lease of certain of the Authority's rail capital assets to a financial party lessee and the sublease of such capital assets back to the Authority for a specified term. Under these capital lease arrangements, MARTA acquired \$792.3 million in rail cars and \$782.1 million in rail lines.

The net present value of the future sublease payments has been recorded as capital lease obligations. The funds invested in U.S. Agency Bonds and Notes and Guaranteed Investment Contracts, to fund these future capital lease obligations as they come due have been recorded as Investments Held to Pay Capital Obligations. Unrealized and realized gains and losses on these investments will be recorded as non-operating revenues and expenses in the Statements of Revenues, Expenses and Changes in Net Assets.

During the year ended June 30, 2009 the Authority successfully negotiated the termination of its East Line and Avondale LLO arrangements on May 19, 2009 and January 21, 2009, respectively. As a result, the Investments Held to Pay Capital Lease Obligation declined by \$100.5 million and the corresponding Capital Lease Obligations declined by \$97.6 million during the year ended June 30, 2009. Additionally, the unamortized deferred gain recorded at the inception of the arrangement was fully recognized as non-operating revenues in the Statement of Revenues, Expenses and Changes in Net Assets for the year ended June 30, 2009. See Note 14 for additional information on the deferred benefits associated with the terminations.

For the year ended June 30, 2011, Investments Held to Pay Capital Lease Obligation increased by \$6.9 million while the corresponding Capital Lease Obligations increased by \$18.8 million.

American Insurance Group (AIG) and Ambac were participants in a majority of these structured lease transactions. The downgrade of AIG and Ambac ratings triggered, at the option of the counterparties, replacement of the Payment Undertaking Agreements and the surety bonds for 18 of the 19 transactions. Of the 18 transactions that fell below the threshold, replacement was requested for 16.

**METROPOLITAN ATLANTA RAPID TRANSIT AUTHORITY**  
**Notes to the Financial Statements**  
**June 30, 2012 and 2011**  
Dollars in Thousands

**10. CAPITAL LEASE OBLIGATIONS (CONTINUED)**

None of MARTA's counterparties in these transactions declared a default. The statuses of these transactions are as follows:

- Termination of the final two transactions remaining in technical default was executed in June 2012, thus eliminating the potential liability in regards to the downgrades of the Payment Undertakers.
- As discussed above, four transactions have been terminated and fifteen transactions have been remediated through fiscal year 2012. These transactions represent 100% of the original exposure to MARTA.
- Included in the lease arrangements are various buyout option dates. Beginning in October of 2017 and ending in January of 2034, MARTA has to execute its intent to buy out the head lease to terminate the LLO agreements. Management has created a schedule of the various buyout option dates and has coordination activities in place to monitor the execution of these options.
- A collateral replacement of approximately \$17.0 million supporting the remediated transactions related to the 2001-1 through 2001-4; 2001-6; 2001-8 and 2002-1 LLO arrangements will need to be in place on January 2, 2018 and can take the form of securities or a Letter of Credit. The replacement of collateral determination method and actual final collateral replacement amounts is not determinable at June 30, 2012.

The following is a schedule by year of the future minimum lease payments under these LLO arrangements as of June 30, 2012:

Fiscal Year (s)	\$
2013	3,749
2014	3,354
2015	3,023
2016	3,434
2017	3,168
2018 - 2022	161,223
2023 -2027	66,928
2028 - 2032	39,141
2033 - 2036	106,839
Present value of net minimum lease payments	390,859
Less: current principal maturities	<u>(3,749)</u>
Obligations under capital lease	<u>\$ 387,110</u>

The liability of these leases changed from 2011 to 2012 as follows:

Outstanding - June 30, 2011	\$ 388,335
Net change in obligation	2,524
Outstanding - June 30, 2012	<u>\$ 390,859</u>

## METROPOLITAN ATLANTA RAPID TRANSIT AUTHORITY

### Notes to the Financial Statements

June 30, 2012 and 2011

Dollars in Thousands

#### 11. PENSION PLANS

MARTA maintains two single-employer defined benefit pension plans, the MARTA/ATU Local 732 Employees Retirement Plan, previously known as the Union Employees Retirement Plan (the “Union Plan”) and Non-Represented Pension Plan (the Non-Rep Plan). The Union Plan covers all members of Division 732 of the Amalgamated Transit Union and nonmembers who are represented by the Union for bargaining purposes. Covered employees are eligible to participate in the Union Plan upon the completion of sixty days of full-time employment. The Non-Rep Plan covers all full-time MARTA employees hired before January 1, 2005 who are not eligible to participate in the Union Plan, and who have chosen to remain in the Non-Rep Plan.

Prior to January 1, 2005, covered employees were eligible to participate in the Non-Rep Plan on the first date of employment, however, effective January 1, 2005, covered employees are eligible to participate in the MARTA Non-represented Defined Contribution Plan and Trust on the first date of employment.

The funding methods and determination of benefits for the defined benefit plans were established by the MARTA Act creating such plans and in general, provide that pension funds are to be accumulated from employee contributions, MARTA contributions, and income from the investment of accumulated funds.

Each plan is administered by a pension committee. Each plan issues a publicly available financial report that includes financial information for that plan. Those reports may be obtained by writing the plan.

Non-Represented Pension Plan	MARTA/ATU Local 732 Employees Retirement Plan
2424 Piedmont Road NE	2424 Piedmont Road NE
Atlanta, GA 30324	Atlanta, GA 30324
(404) 848-4143	(404) 848-4143

The MARTA plans provide retirement benefits that, initially, are calculated under a step-rate benefit formula based on final average compensation (as defined), multiplied by factors related to length of continuous service. All modifications to the pension plans must be supported by actuarial analysis and receive the approval of the MARTA Board of Directors and pension committees.

Normal retirement under the Union Plan occurs when a participant reaches age 65. For the Non-Rep Plan, the participant must complete five years of credited service or attain age 62, whichever occurs later. The minimum pension benefit upon retirement under the Union Plan is \$650 per month reduced by 10% for each full year or fraction thereof for less than ten years of service. Under the Non-Rep Plan, the minimum monthly benefit is \$32.50 times credited service up to 30 years.

**METROPOLITAN ATLANTA RAPID TRANSIT AUTHORITY**

**Notes to the Financial Statements**

**June 30, 2012 and 2011**

Dollars in Thousands

**11. PENSION PLANS (CONTINUED)**

The following schedule (derived from the most recent actuarial valuation report) reflects membership for the plans as of January 1, 2012 for the Union Plan and Non-Rep Plan:

	Union	Non-Rep
Active employees	2,630	881
Pensioners	1,640	1,035
Inactive vestees	201	113
Total	4,471	2,029

**Funding Status and Annual Pension Cost** - MARTA's funding policy is to contribute a percentage of each plan's covered payroll as developed in the actuarial valuation for the individual plan. MARTA's contribution percentage is the actuarially determined amount necessary to fund plan benefits after consideration of employee contributions.

In accordance with the plan agreement, employer and employee contributions to the Union Plan and the Non-Rep Plan must be at least equal to the actuarially determined amount necessary to fund plan benefits.

The actuarially determined contribution amount is the sum of the annual normal costs determined under the Entry Age Normal actuarial cost method. The Union plan's and Non-Rep plan's unfunded actuarial accrued liability is reported under the Schedule of Funding Progress.

**METROPOLITAN ATLANTA RAPID TRANSIT AUTHORITY**  
**Notes to the Financial Statements**  
**June 30, 2012 and 2011**  
Dollars in Thousands

**11. PENSION PLANS (CONTINUED)**

MARTA's annual pension cost and contributions are based on the actual covered payroll as of June 30, 2012. All other related information is based on actuarial valuations performed as of January 1, 2012 for Union and Non-Rep plans. The information is as follows:

	<u>Union</u>	<u>Non-Rep</u>
Contribution rates:		
MARTA	8.09%	18.00%
Plan members	4.41%	5.00%
Transit Police	-	6.50%
Annual pension cost	\$7,398	\$23,230
Contributions made	\$7,398	\$23,230
Actuarial valuation date	01/01/2012	01/01/2012
Actuarial cost method	Entry Age Normal Cost Method	Entry Age Normal Cost Method
Amortization method	Level Percentage of Pay	Fixed Dollar
Remaining amortization period	30 years, Open	12 years, Closed
Asset valuation method	5 - Year weighted index	5 - Year weighted index
Actuarial assumptions		
Investment rate of return	7.5%	7.5%
Projected salary increases:		
Inflation and productivity	4.5% per year	3.8% per year
Merit or seniority	1.0% per year	1.6% per year
Post retirement benefit increases	none	none



**METROPOLITAN ATLANTA RAPID TRANSIT AUTHORITY**  
**Notes to the Financial Statements**  
**June 30, 2012 and 2011**  
Dollars in Thousands

**11. PENSION PLANS (CONTINUED)**

**Entry Age Normal Cost Method** – The Non-Rep and Union plans use the entry age actuarial cost method. Under this method, the excess of the actuarial present value of projected benefits of the group included in the actuarial valuation over the actuarial value of assets is allocated as a level amount over the earnings of the group as a whole, not as a sum of individual allocations.

The portion of the excess actuarial present value allocated to a valuation year is called the normal actuarial cost. All ancillary benefits are funded under the same method as retirement benefits. These liabilities are amortized through the normal actuarial cost.

Actuarial valuations of an ongoing plan involve estimates of the value of reported amounts and assumptions about the probability of occurrence of events in the future. Examples include assumptions about future employment, mortality, and healthcare trends. Amounts determined regarding the annual required contributions of the employer are subject to continual revision as actual results are compared with past expectations and new estimates are made about the future.

**Schedule of Annual Pension Cost**

**Three-Year Trend Information**

Fiscal Year	Annual Pension Cost (APC)	% of APC Contributed	Net Pension Obligation
2010	5,397	100	0
2011	4,701	100	0
2012	7,398	100	0

**Non-Represented Pension Plan**

Fiscal Year	Annual Pension Cost (APC)	% of APC Contributed	Net Pension Obligation
2010	18,373	100	0
2011	22,024	100	0
2012	23,230	100	0

**Schedule of Funding Progress**

**MARTA/ATU Local 732 Employees Retirement Plan**

Beginning with the 2009 fiscal year the Actual Cost Method was changed from the Frozen Entry Age to the Entry Age Normal. The new method separately identifies an Actuarial Accrued Liability and calculates a traditional UAAL. Beginning in fiscal year 2008, the funded status is required to be reported using the Entry Age Normal method if the Actuarial Cost Method used to develop the Annual Required Contribution does not directly compute the Actuarial Accrued Liability. This requirement is mandated by GASB Statement No. 50.

**METROPOLITAN ATLANTA RAPID TRANSIT AUTHORITY**  
**Notes to the Financial Statements**  
**June 30, 2012 and 2011**  
Dollars in Thousands

**11. PENSION PLANS (CONTINUED)**

The information below is reported using the Entry Age Normal Cost Method.

Plan Year	Actuarial	Actuarial	Funded	Unfunded	Covered	UAAL as a
	Value of	Liability		Actuarial		Percentage of
	Assets	(AAL)	Ratio	Liability (UAAL)	Payroll	Covered Payroll
1/1/2010	\$ 454,137	\$ 456,999	99.4	\$ 2,862	\$ 116,392	2.5
1/1/2011	461,403	468,654	98.5	7,251	102,253	7.1
1/1/2012	455,999	470,926	96.8	14,927	106,554	14.0

**Non-Represented Pension Plan**

Beginning with the 2008 fiscal year, GASB Statement No. 50 requires the funding status to be reported using the Entry Age Normal Cost Method if the Actuarial Cost Method used to develop the Annual Required Contribution does not directly compute the Accrued Actuarial Liability. The schedule of funding progress thereafter reflects this change.

Plan Year	Actuarial	Actuarial	Funded	Unfunded	Covered	UAAL as a
	Value of	Liability		Actuarial		Percentage of
	Assets	(AAL)	Ratio	Liability (UAAL)	Payroll	Covered Payroll
1/1/2010	\$ 250,963	\$ 386,559	64.9	\$ 135,596	\$ 58,614	231.3
1/1/2011	256,977	407,108	63.1	150,130	58,140	258.2
1/1/2012	266,810	431,419	61.8	164,609	58,225	282.7

**Defined Contribution Pension Plan** – The MARTA Non-represented Defined Contribution Plan and Trust (the D.C. Plan) was established to provide benefits at retirement to non-represented employees of MARTA who were hired on or after January 1, 2005 and to those members of the Non-Rep Plan who elected to transfer to this Plan. The D.C. Plan is administered by the Hartford Group. The employee is required to contribute 6% of their annual compensation and MARTA matches at 3% of the enrolled employee's annual compensation. Plan provisions and contributions requirements are established and may be amended by the pension committee after approval by resolution of the MARTA Board of Directors. Employer contributions to the D.C. Plan for the years 2012 and 2011 were \$877 and \$694, respectively.

Employee contributions to the D.C. Plan for the years ended June 30, 2012 and 2011 were \$1,681 and \$1,316, respectively.

**METROPOLITAN ATLANTA RAPID TRANSIT AUTHORITY**  
**Notes to the Financial Statements**  
**June 30, 2012 and 2011**  
Dollars in Thousands

**12. EMPLOYEE BENEFITS**

**Deferred Compensation Plan** - MARTA has adopted a deferred compensation plan in accordance with Section 457 of the Internal Revenue Code (the 457 Plan).

The 457 Plan allows any employee to voluntarily defer receipt of up to 25% of gross compensation, not to exceed \$17.0 per year or if age 50 and over not to exceed \$22.5 per year. All administration costs of the 457 Plan are deducted from the participant's account. The deferred amounts may be distributed to the employee upon retirement or other termination of employment, disability, death, or financial hardship (as defined). The 457 Plan's assets are held and administered by insurance providers. The Authority has no fiduciary relationship with the trust. Accordingly, the 457 Plan assets are not included in MARTA's Statements of Net Assets.

**Other Post Retirement Benefits** –In addition to providing pension benefits, MARTA provides certain health care benefits, life insurance and transit passes for all retired employees and temporary disability payments for non-represented employees.

Non-represented employees including police officers hired before July 1, 2004 and all represented employees who retire with a regular, disability, or early pension under one of the defined benefit pension plans from active service with MARTA are eligible until age 65 (maximum of 15 years) for health coverage. Life insurance and transit pass benefits continue for life. Participants can choose from several plan options and pay a portion of the cost of benefits. The cost for represented coverage varies by plan but is available at no cost to the retiree for the first ten years after retirement and 50% of the cost for an additional five years, not to exceed 15 years.

These post-retirement benefits are not offered to any non-represented employee excluding police officers hired on or after July 1, 2004. The healthcare plan is a single-employer defined benefit plan.

MARTA's annual other postemployment benefit (OPEB) cost is calculated based on the Annual Required Contribution of the Employer (ARC), an amount actuarially determined in accordance with the parameters of GASB Statement No. 45, Accounting and Financial Reporting by Employers for Postemployment Benefits Other than Pensions. The ARC represents a level of funding that, if paid on an ongoing basis, is projected to cover the normal cost each year and amortize any unfunded actuarial liabilities (or funding excess) with increasing payments over a period not to exceed thirty years. For the years ended June 30, 2012 and 2011, respectively, MARTA contributed \$18,414 and \$19,589 to its OPEB Plan (the Plan).

**METROPOLITAN ATLANTA RAPID TRANSIT AUTHORITY**

**Notes to the Financial Statements**

**June 30, 2012 and 2011**

Dollars in Thousands

**12. EMPLOYEE BENEFITS (CONTINUED)**

The following schedule (derived from the most recent actuarial valuation report) shows the components of MARTA's Annual OPEB costs for 2012 and 2011, the amounts actually contributed to the Plan and changes in MARTA's Net OPEB Obligation (Asset):

	<u>2012</u>		<u>2011</u>
Annual required contribution	\$ 21,405	\$	\$ 19,791
Interest on net OPEB obligation	-		-
Adjustment to OPEB obligation	<u>(2,991)</u>		<u>(202)</u>
Annual OPEB cost	18,414		19,589
Actual employer contributions	<u>(18,414)</u>		<u>(19,589)</u>
Increase(decrease) in net OPEB obligation(asset)	-		-
Net OPEB obligation (asset), beginning of year	-		-
Net OPEB obligation (asset), end of year	<u>\$ -</u>	<u>\$</u>	<u>-</u>
Percentage of annual OPEB cost contributed	100%		100%

Actuarial valuations of an ongoing plan involve estimates of the value of reported amounts and assumptions about the probability of occurrence of events in the future. Examples include assumptions about future employment, mortality, and healthcare trends. Amounts determined regarding the annual required contributions of the employer are subject to continual revision as actual results are compared with past expectations and new estimates are made about the future.

For the July 1, 2010 actuarial valuation, the Individual Entry Age Normal Actuarial Cost Method was used. Under the Entry Age Normal Actuarial Cost Method, the Normal Cost is computed as the dollar amount which, if paid from the earliest time each Participant would have been eligible to join the Plan if it then existed (entry age) until their retirement, termination or death, would accumulate with interest at the rate assumed in the valuation to an amount sufficient to pay all benefits under the Plan. The total Normal Cost for the Plan is determined by adding the Normal Costs for each individual participant.

The Actuarial Accrued Liability under this cost method is the excess of: (a) the Present Value of Future Benefits determined in accordance with the provisions of the Plan over (b) the Present Value of Future Normal Costs. The Unfunded Actuarial Accrued Liability is the excess of the Actuarial Accrued Liability over the Actuarial Value of Assets. Under this cost method, experience gains or losses, i.e. decreases or increases in accrued liabilities attributable to deviations in experience from the actuarial assumptions, decrease or increase the Unfunded Actuarial Accrued Liability.

The amortization method used is a 30 year closed level percent of pay formula assuming a 2.0% annual payroll growth assumption. There are currently 25 years remaining in the amortization period. For purposes of the fiscal years 2012 and 2011 actuarial valuations, a discount rate of 7.5% was used for both years. The Plan changed the long-term discount rate assumption from 4.7% used in the initial valuation to 7.5% in connection with the establishment of an exclusive trust.

**METROPOLITAN ATLANTA RAPID TRANSIT AUTHORITY**  
**Notes to the Financial Statements**  
**June 30, 2012 and 2011**  
Dollars in Thousands

**12. EMPLOYEE BENEFITS (CONTINUED)**

This trust was established in the 2008-2009 Plan year and currently, no audited GAAP basis report is available for the Plan. The Authority has no fiduciary relationship with the referenced trust. Accordingly, the OPEB Plan assets are not included in MARTA's Statements of Net Assets.

The actuarial assumptions do not employ an explicit general inflation assumption. Rather, general expense inflation is taken into consideration in setting each of several assumptions including a long term investment return (discount rate) assumption, a medical expense inflation assumption, a salary increase assumption and an administrative expense assumption.

The healthcare trend rate used for determining the cost of future benefits for the Plan was 7.5% for 2011-2012.

MARTA's annual OPEB cost, the percentage of annual OPEB cost contributed to the plan, and the net OPEB obligation for fiscal year 2012 and the two preceding fiscal years were as follows:

Fiscal Year Ended June 30	Annual OPEB Cost	Percentage of	
		Annual OPEB Cost Contributed	Net OPEB Obligation
2010	\$ 17,232	100%	\$ -
2011	19,589	100%	-
2012	18,414	100%	-

The funded status of the Plan as of June 30, 2012 was as follows:

Actuarial accrued liability (AAL)	\$ 197,579
Actuarial value of plan assets	<u>27,856</u>
Unfunded actuarial accrued liability (UAAL)	<u>\$ 169,723</u>
Funded ratio	14.1%
Covered payroll	\$ 169,001
UAAL as a percentage of covered payroll	100.4%

**METROPOLITAN ATLANTA RAPID TRANSIT AUTHORITY**  
**Notes to the Financial Statements**  
**June 30, 2012 and 2011**  
Dollars in Thousands

**12. EMPLOYEE BENEFITS (CONTINUED)**

The schedule of funding progress of the Plan for the last three years was as follows:

Actuarial Valuation Date	Actuarial Value of Assets	Actuarial Liability (AAL)	Individual Entry Age	Unfunded AAL (UAAL)	Funded Ratio	Covered Payroll	UAAL as a
							Percentage of Covered Payroll
6/1/2010	\$ 14,181	\$ 189,101		\$ 174,920	7.5%	\$ 165,493	105.7%
6/1/2011	20,793	191,777		170,984	10.8%	162,234	105.4%
6/1/2012	27,856	197,579		169,723	14.1%	169,001	100.4%

The Plan covers both Union and Non-Represented employees. The chart below details this dissection of fully eligible and not yet fully eligible active participants.

	Active Participants	Union	Non-Rep	Total
Fully eligible		194	170	364
Not yet fully eligible		2,592	595	3,187
Total number of lives		<u>2,786</u>	<u>765</u>	<u>3,551</u>

**13. RISK MANAGEMENT**

MARTA is exposed to various risks of loss related to torts, theft of, damage to, or destruction of assets; errors or omissions; injuries to employees; or acts of God. MARTA is self-insured for workers' compensation risks and public liability and property damage claims up to \$5,000 per occurrence. MARTA carries liability insurance for amounts exceeding the self-insured limits. For property and casualty insurance, the coverage over the self-insured retention is \$5,000 to \$150,000.

MARTA also provides a coordinated insurance program for its construction program, which covers MARTA and its contractors. This program insures workers' compensation risks at 100%. General liability is covered by a \$4,000 primary policy subject to a \$250 deductible, and an excess policy for claims from \$4,000 to \$50,000. All risk property is insured by the same program as MARTA property.

There have been no significant reductions in insurance coverage during the years ended June 30, 2012 and 2011, and the amount of claims settlements did not exceed insurance coverage in any of the past three years.

**METROPOLITAN ATLANTA RAPID TRANSIT AUTHORITY**  
**Notes to the Financial Statements**  
**June 30, 2012 and 2011**  
Dollars in Thousands

**13. RISK MANAGEMENT (CONTINUED)**

The changes in the liabilities for self-insurance for the years ended June 30, 2012 and 2011, are as follows:

	<b>Workers' Compensation</b>	<b>Public Liability and Property Damage</b>	<b>Total</b>
Balance, June 30, 2010	\$ 15,297	\$ 9,088	\$ 24,385
Incurred claims, net of any changes Payments	13,758 (8,395)	5,605 (4,353)	19,363 (12,748)
Balance, June 30, 2011	20,660	10,340	31,000
Incurred claims, net of any changes Payments	12,383 (8,184)	4,992 (5,844)	17,375 (14,028)
Balance, June 30, 2012	<u>\$ 24,859</u>	<u>\$ 9,488</u>	<u>\$ 34,347</u>
Due within one year	<u>\$ 10,598</u>	<u>\$ 4,173</u>	<u>\$ 14,771</u>

Liabilities are reported when it is probable that a loss has occurred and the amount of the loss can be reasonably estimated. Liabilities include an amount for claims that have been incurred but not reported and incremental claims adjustment expenses.

Claim liabilities are calculated considering the effects of inflation, recent claim settlement trends including frequency and amount of payouts, and other economic and social factors.

MARTA also provides employee health insurance which includes medical, vision, pharmacy drugs, dental, critical illness, and life insurance. All the medical plans have both specific and aggregate stop loss insurance coverage.

**14. DEFERRED REVENUE**

From the year ended June 30, 2001 to 2007, MARTA entered into several agreements to lease a number of its rail cars; the Avondale Rail Maintenance Facility, the East Rail Line (from Five Points station to Indian Creek station), and the South Rail Line (from Five Points station to Airport station). MARTA then leased these same assets back from the third-party investors as a capital sublease. The effect of the transaction was to transfer the tax benefits of ownership to the investors; in exchange, MARTA received cash consideration equal to the difference between the lease and sublease payments. The total consideration net of expenses as of June 30, 2007 was \$105.30 million. Since that time, a number of these arrangements have been terminated. MARTA is required to maintain the cars and the stations at an operating level over the life of the sublease as specified in the terms of the lease agreements. Because of the ongoing maintenance and renovation expenditures required to meet this operating level, the net proceeds were deferred and are being amortized over the life of the respective leases (approximately 18.5 years to 32 years) on a straight-line basis.

During the year ended June 30, 2012, MARTA terminated two agreements involving the rail cars. As a result of these terminations, MARTA incurred a book loss of \$7.3 million and recognized \$2 million of revenue initially recorded as deferred revenue.

**METROPOLITAN ATLANTA RAPID TRANSIT AUTHORITY**  
**Notes to the Financial Statements**  
**June 30, 2012 and 2011**  
Dollars in Thousands

**14. DEFERRED REVENUE (CONTINUED)**

During the year ended June 30, 2012, the unamortized portion of Deferred Revenue for the South Line agreement was \$24.5 million and \$16 million for the Rail Cars agreements.

**15. COMMITMENTS AND CONTINGENCIES**

**Commitments** - MARTA's long-range plan provides for the planning, construction, financing, and operation of a rapid transit system in multiple phases, consisting of approximately 60 miles of double track and 45 stations, of which 47.6 miles and 38 stations were in service June 30, 2012. At June 30, 2012, MARTA was committed to future capital expenditures for various other projects.

The FTA has provided the majority of the funds required to construct phase A (13.7 miles) and phase B (9.7 miles) of the system with four grants totaling approximately \$1,232,400 in federal funds. Additionally, FTA has provided \$290,318 in federal funds for phase C (10.6 miles), \$133,400 for phase D (10.3 miles), and \$370,189 for phase E (3.0 miles). The remaining costs of the system have been financed through sales and use tax revenues, Sales Tax Revenue Bonds, and investment income.

The FTA has also authorized other grant funds for the construction of a bus rapid transit (BRT) system, bus transit facilities, railcars, buses, replacement and rehabilitation of transit operating equipment, development work for construction support techniques, upgrading the fire protection system and other purposes not directly related to the rail construction program.

MARTA plans to fund its committed projects through the unencumbered capital portion of its sales tax, future new bond proceeds, issuance of commercial paper and federal and state capital grants. MARTA also has lease and interest revenue and capital reserves available to supplement its needs.

MARTA leases air rights and ground leases over and adjacent to its stations to third parties for the construction of office and other developments.

Future lease payments scheduled to be received under non-cancelable operating leases are as follows at June 30, 2012:

<b>Fiscal Year</b>	<b>Amount</b>
2013	\$ 6,801
2014	6,821
2015	6,976
2016	7,060
2017	7,109
	\$ 34,767



**METROPOLITAN ATLANTA RAPID TRANSIT AUTHORITY**  
**Notes to the Financial Statements**  
**June 30, 2012 and 2011**  
Dollars in Thousands

**15. COMMITMENTS AND CONTINGENCIES (CONTINUED)**

**Contingencies** – MARTA is a defendant in several lawsuits relating to alleged personal injuries, and alleged damages to property and business as a result of its operations. Claims have also been filed with MARTA which, for the most part, relate to alleged changes and/or conditions imposed on various contractors by MARTA beyond those provided for in the original contracts.

In addition, FTA periodically audits costs relating to the federal grants. Any costs that are ultimately determined to be non-allowable under the provisions of a federal capital grant will have to be funded with local funds. The outcome of the above matters is not presently determinable; however, management believes the ultimate resolution of these matters will not materially affect the financial statements of MARTA.

**16. POLLUTION REMEDIATION OBLIGATION**

GASB Statement No. 49, *Accounting and Financial Reporting for Pollution Remediation Obligations*, requires MARTA, if certain criteria are met, to report, in the financial statements, the estimated liability for the remediation of the detrimental effects of existing pollution.

MARTA has three active bus facilities and a closed maintenance facility at which underground fuel storage tanks have released fuel at various times in prior years. MARTA has for a number of years and continues to use various methods to remediate the effects of these releases. In addition, MARTA has been named as a potentially responsible party (PRP) for the cleanup of the Crymes Landfill located in Gwinnett County, Georgia. MARTA estimates its obligation to remediate the sites at the bus and maintenance facilities and its share in the remediation of the landfill at June 30, 2012 and 2011 was \$6,222, which is included in current liabilities on the Statement of Net Assets.

**17. SUBSEQUENT EVENT**

While MARTA is fully hedged for the fiscal year 2013 Budget period, MARTA may execute additional fuel hedge contracts to facilitate hedging for the fiscal year 2014 Operating Budget. Counterparties will be determined through a bid process at some point in fiscal years 2013 and 2014 as dictated by market conditions. These contracts will be executed to hedge fiscal years 2014 and potentially 2015 at levels not to exceed 75% of the forecast usage for either year.

MARTA plans to sell approximately \$100,000 of commercial paper from the new 2012C and D series notes in the November to December window. This will be the first issue of the new series which will bring the total of outstanding commercial paper to \$100,000. Letters of Credit will be issued to support the \$100,000 of commercial paper sold. Any subsequent draw will require an extension of existing or an additional Letter(s) of Credit being put in place.

**METROPOLITAN ATLANTA RAPID TRANSIT AUTHORITY**  
**Supplemental Schedule of Revenues and Expenses,**  
**Budget vs. Actual (Budget Basis)**

June 30, 2012

Dollars in Thousands

	Budget	Actual (Budget Basis)	Variance Favorable/ (Unfavorable)
<b>Operating Revenues:</b>			
Fare Revenues	\$ 132,670	\$ 132,870	\$ 200
Other Revenues	7,465	11,294	3,829
Total Operating Revenues	<u>140,135</u>	<u>144,164</u>	<u>4,029</u>
<b>Operating Expenses:</b>			
Transportation	176,959	186,144	(9,185)
Maintenance and Garage Operations	144,323	146,672	(2,349)
General and Administrative	92,560	78,660	13,900
Total Operating Expenses	<u>413,842</u>	<u>411,476</u>	<u>2,366</u>
<b>Operating Loss</b>	<b>(273,707)</b>	<b>(267,312)</b>	<b>6,395</b>
<b>Nonoperating Revenues (Expenses)</b>			
Sales and Use Tax	347,299	340,945	(6,354)
Federal Operating Revenues	37,782	70,576	32,794
Investment Income	324	833	509
Other Revenues	11,684	12,938	1,254
	<u>397,089</u>	<u>425,292</u>	<u>28,203</u>
<b>Increase in Net Assets - Budget Basis</b>	<b>\$ 123,382</b>	<b>157,980</b>	<b>\$ 34,598</b>
Basic Differences			
Depreciation		(230,392)	
Loss on Sale of Property and Equipment		(113)	
Interest Expense		(70,334)	
Interest Expense Capitalized		542	
Amortization of Financing Related Charges and Income from Derivative Activity		5,639	
Other - Nonoperating Expense		(51,349)	
Capital Grants		39,868	
Net Capital Lease Transaction Activity		51,745	
Gain on Investment Derivatives		8,977	
Decrease in Net Assets - GAAP Basis		<u>\$ (87,437)</u>	

See note to supplemental schedule.

## **METROPOLITAN ATLANTA RAPID TRANSIT AUTHORITY**

### **Notes to the Supplemental Schedule**

June 30, 2012 and 2011

#### **1. BUDGETARY HIGHLIGHTS**

MARTA adopts its Operating and Capital Budget in June of each year. Once adopted, total budgeted revenues and/or expenses cannot change. The fiscal year 2012 net operating expenses were \$411 million which excludes depreciation. This was \$2.3 million (.6 %) less than the fiscal year 2012 budget, which was \$9 million (2.3 %) more than the previous year's budget. MARTA continued a number of cost containment measures in fiscal year 2012 by focusing on increasing productivity and efficiencies while reducing cost. Operating revenue performed favorable to the budget, ending the year \$4 million (2.8 %) better than budget primarily due to fare increase implemented in October 2011. Non-operating revenues were 7.1 % or \$28 million more than budget. The largest variance was for federal operating revenues; MARTA received \$33 million more than budgeted. This positive variance is directly related to the additional Federal Operating Assistance, such as Federal Highway funds and the ARC Flex that the Authority received.

Midtown Station



Arts Center Station



CivicCenter Station



Doraville Station



Medical Center Station



West End Station



Indian Creek Station



East Point Station

